KOREA ELECTRIC TERMINAL CO., LTD.
(21999) 38, Gaetbeol-ro, Yeonsu-gu, Incheon, Korea
TEL +82-32-814-9981 **FAX** +82-32-814-8860

HEADQUARTERS
R&D CENTER
#38 Gaetbeol-ro, Yeonsu-gu, Incheon, Korea **T.** +82-32-814-9981 **F.** +82-32-814-8860
Automotive Div. **T.** +82-32-850-1242, 1223 **F.** +82-32-850-1222
Electronic Div. **T.** +82-32-850-1206, 1295 **F.** +82-32-851-9988

KET North America
Sales Office
2855 Coolidge Hwy #208 Troy, MI, 48084 USA
T. +1-248-220-4264 **F.** +1-248-220-4265

KET Shanghai
Sales Office
Room A608, Rhine Hongiing Center B/D, No.1439, Wuzhong RD, MinHang District, Shanghai, China
T. +86-21-340-3607 **F.** +86-21-3409-1259

KET Germany
Sales Office
Leopoldstrasse 244, 80807 Munchen, Germany
T. +49-1573-471-8824

Nonhyeon Factory
T. (032)810-8701
F. (032)810-8989

Namdong Factory
T. (032)815-4879
F. (032)810-8860

Pyeongtaek Factory
T. (031)683-8861
F. (031)683-8860

Hanam Factory
T. (062)953-4511
F. (062)953-4513

Pyeongdong Factory
T. (062)611-8100
F. (062)611-8200

Pyeongtaek
Logistics Center
T. (031)683-8862
F. (031)650-8888

Weihai KET
Factory
T. +86-631-363-6888
F. +86-631-363-0663

KET Vietnam
Factory
T. +84-208-394-1594
F. +86-208-394-1596

KET Poland
Factory
T. +48-32-832-7900

MEXKET Factory

KOREA ELECTRIC TERMINAL CO., LTD.

KOREA ELECTRIC TERMINAL
PRODUCTS LINE UP

*ALL ABOUT COMPONENTS, WHERE TECHNOLOGY START - **KET***

#CONNECTORS
#AUTOMOTIVE & ELECTRONIC COMPONENTS



KOREA ELECTRIC TERMINAL CO., LTD.
www.ket.com

본 카탈로그 이용상의 주의

사양	본 카탈로그 기재의 커넥터 사양(허용전류, 절연저항, 내전압, etc)에 있어서는 특정조건 하에서의 값으로, 실제로 사용되는 성능을 보증한 것은 아닙니다. 커넥터 성능은 실제로 사용되는 환경에 따라 크게 변화합니다. 커넥터의 선정에 있어서는, 사용되는 환경에서의 안전성을 반드시 확인해주십시오. 각 제품의 상세한 사양에 있어서는, 시리즈마다 취급설명서가 발행되어 있기 때문에 폐사 영업팀이나 당사 홈페이지(www.ket.com)을 이용해 주십시오.
취급	본 카탈로그에 기재되고 있는 커넥터 사용시에는, 각 시리즈마다 취급설명서가 있기 때문에, 반드시 취급설명서를 본 후에 사용해주세요. 취급설명서에 있어서는, 가장 가까운 폐사 영업팀이나 당사 홈페이지(www.ket.com)을 이용해 주십시오.
치공구	압착기. 압착금형. 빼냄치공구 등에 있어서는 전용의 폐사 제 치공구가 있기 때문에 영업팀이나 당사 홈페이지(www.ket.com)을 이용해 주십시오.
경고	· 규정의 전압. 전류치에 적합하지 않은 범위에서의 사용은 피해주십시오. 발열, 화재의 원인이 됩니다. · 파손한 하우징, 변형된 터미널은 사용하지 말아 주세요. 발열, 화재의 원인이 됩니다. · 적용의 조합이외의 사용은 하지 말아 주세요. 발열, 화재의 원인이 됩니다.

본 카탈로그 이용하시는 모든분들께

저희 폐사의 자동차 및 전자용 커넥터를 이용해 주셔서 감사합니다. 본 카탈로그는 실적과 높은 신뢰성을 갖는 폐사 자동차 및 전자용 커넥터의 주요 시리즈를 기재한 종합 카탈로그 입니다. 커넥터 선정에 꼭 활용해주십시오. 즉, 본 카탈로그에 기재되어 있는 제품 이외에도 많은 종류의 제품을 구비하고 있기 때문에, 영업팀이나 당사 홈페이지(www.ket.com)을 이용해 주십시오. 또, 상시 고객의 요망에 부응한 제품을 개발하는 체제를 갖고 있기 때문에 기기설계의 개발시에는 폐사 영업팀과 상담 해주십시오.

※ 본 카탈로그 기재의 내용에 있어서는, 반드시 폐사 취급설명서, 도면 등의 내용의 확인을 바랍니다. 불명확한 점이 있으시면 폐사 영업팀에 문의 바랍니다.

※ 본 카탈로그의 내용의 제품의 개선등에 예고 없이 변경하는 경우가 있기 때문에 양해 해주시기 바랍니다.

INSTRUCTIONS

Specification	The specifications in this catalogue only illustrate the results under the certain testing conditions. We do not guarantee the same performances of the products in different environments. The performance of the connectors can vary depending upon the environments. While selecting the connectors, You're advised to pay special attention to the conformity of the connector with the operating environment. You can refer to our sales department or web site(www.ket.com) for the detailed specification per each series.
Treatment	Before using/selecting the connectors, please check with the manual for each series. Manuals are available from our sales department or web site (www.ket.com)
Jig	For crimping machine, crimping mold and rework jig, please contact our sales department or our web site (www.ket.com) for detailed information.
Caution	· Please avoid the usage out of the allowance range of voltage & electric current. It may cause overheating, fire. · Please do not use damaged housings or deformed terminals. It may cause overheating, fire. · Please do not use/connect the parts with the incorrect coupler. It may cause overheating, fire.

All Users,

We would like to appreciate your interests in our company and products. This catalogue covers most of the automotive and electric parts that have been enjoying the reputation for their reliability and superiority for the last 30 years. Both updated information of the products and further technical assistance are available from our sales department or web site (www.ket.com). Furthermore, you can also consult with our sales representative in detail. Through the well-organized systematic work with expertise, we are prepared to fulfill needs of customers anytime through developing the new products.

※ The specification of the products are subject to change without prior notice.

KET

THE HIDDEN CORE TECHNOLOGY



At the center of the digital technology stands KET, to make the world more affluent and happier.

What KET creates is not limited to small electric components. KET is creating convenient. and limitless technology that can bring people together and connect to the other side of the world, to make it as one. Core technologies usher people into better digital world. The very future KET wants to deliver.

KET INTRODUCTION KOREA ELECTRIC TERMINAL CO., LTD



WHY KET? CONNECTORS

All about components, where technology starts
KET

We realize the highest customer satisfaction through providing the impeccable quality

The first principle that KET pursues is perfect product with the best quality. As ways to achieve the goal, KET implemented QC programs in and out of the company, held seminars on similar technology, conducted non-defect activities and introduced multi-purpose environmental testing machines, which aimed at delivering perfect quality and services. As a result of various efforts, our quality management system is widely recognized by receiving a number of international quality certifications such as ISO9001,QS9000, TS16949 and ISO14001.

The Hidden Core Technology,

KET



The Technology Power Plant for the Development of the Next Generation Components

KET boasts R&D specialists who account for more than 20% of total number of employees while investing over 10% of annual sales in R&D efforts annually. The R&D center started off with development of connectors used for automobiles, home appliances and communication devices. The center is making its utmost efforts to come up with new products including automotive integration module, mobile and optical communication components. Adopting the attitude of "only the products with best quality and best technology will be created by KET", the company is continuing its R&D efforts to develop the state-of-the-art products even at this moment.



Full Automation & High productivity

The production capability and technology of KET in manufacturing connectors have been accumulated for the past 50 years, which is highlighted by full automation of all production lines. The company is equipped with the newest manufacturing facilities such as high-speed precision press lines computer-controlled injection molding machine lines Moreover, KET secures competitiveness in cost and quality. Our advanced system allowing to manufacture various product types at small quantity, which the comprehensive management information system of KET enables customers to access any products at any time during the entire process from ordering to delivery.



PRODUCT LINEUP

KET	**: KOREA ELECTRIC TERMINAL CO., LTD. TRADE MARK**
KSA-QA	**Quality/Environmental Management System** **1. Quality** : KS Q ISO9001:2015 / ISO9001:2015 (CERTIFICATION NO : AC-00200) : IATF16949:2016 (CERTIFICATION NO : TS-00200) **2. Environment** : KS I ISO14001: 2015 / ISO14001: 2015 (CERTIFICATION NO: EAC-03977)

Certified
File No. LR 60232
File No. LR 61076

VDE
File No.19442-1432-1001/A2C File No.19442-1431-0001/328BF
(Conforms to DIN / VDE:1991-09)

Listed
File No. E 74253
File No. E 78637
File No. E 101181

TÜV Licensed
File No. R 9154191
File No. R 9154193
File No. R 9154195
File No. R 9154197
File No. R 9154199
File No. R 9254037
File No. R 9254038
File No. R 9254039
File No. R 9554069
File No. R 9554166
(Conforms to DIN / VDE 0627)
(Conforms to DIN / VDE 0470)

PRODUCT LINEUP

KOREA ELECTRIC TERMINAL CO., LTD

UL CSA TÜV VDE

SYMBOL

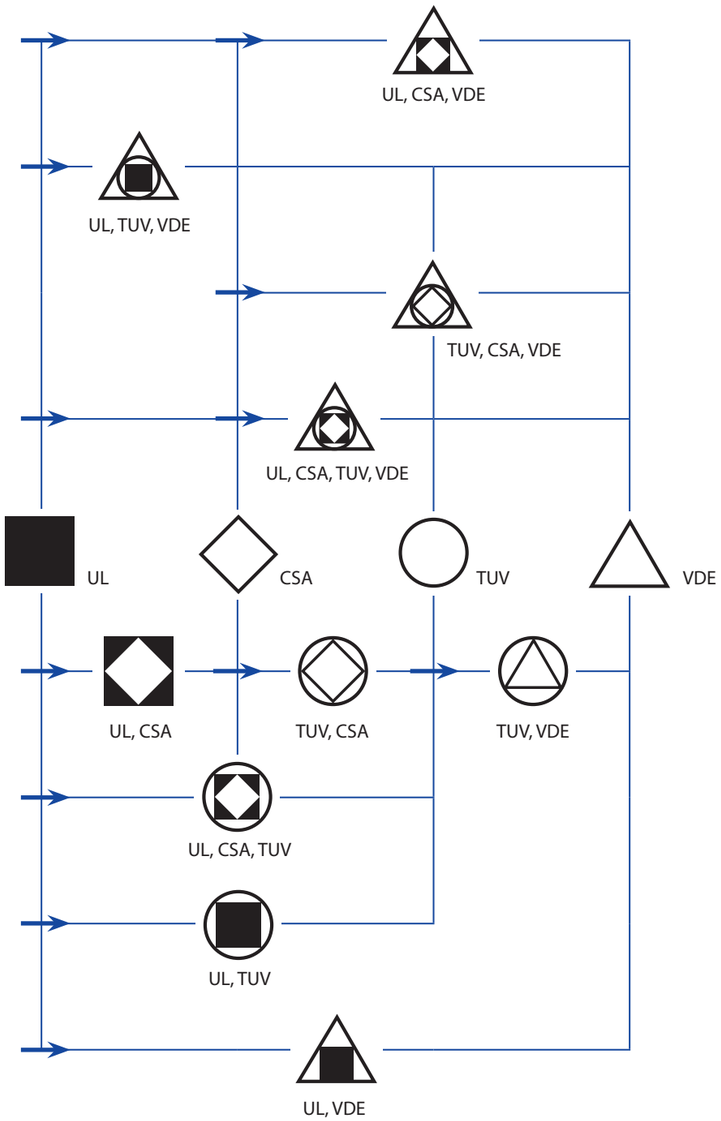

PRODUCT LINEUP

STRIP TERMINAL, HOUSING FEATURES

APPEARANCE	MATERIAL
PLUG (FEMALE)	RECEPTACLE (FEMALE)
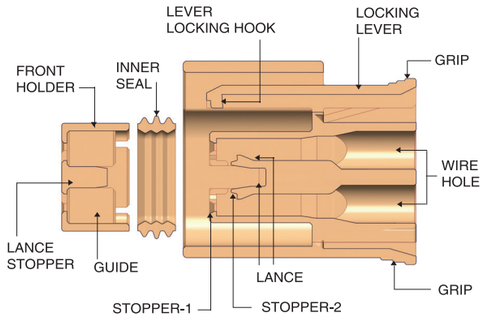	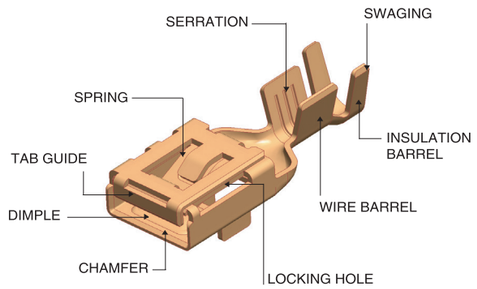
RECEPTACLE(MALE)	TAB((MALE)
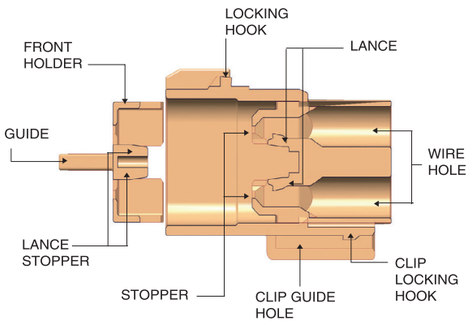	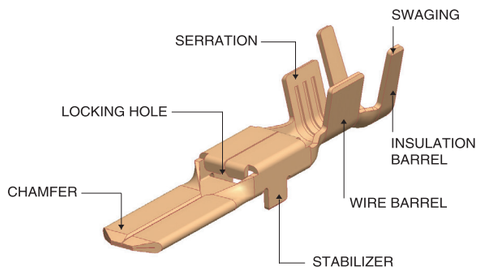

PART NUMBER SYSTEM (HOUSING)

1. HOUSING

6 1 0000 - 1

- 1st: Product Number
- 2nd: Serial Number
  - 1. Female
  - 2. Male
  - 3. Holder & Clip
  - 4. Male Ass'y
  - 5. Female Ass'y
  - 6. Others Ass'y
  - 8. Rubber Seal
- 3rd ~ 6th: 0000
- 7th: -
- 8th: 1
  - 1. Red
  - 11. Orange
  - 12. Light Pink
  - 2. Blue
  - 20. Jade
  - 21. Sky Blue
  - 3. Yellow
  - 4. Gray
  - 40. Dark Gray
  - 41. Light Gray
  - 5. Black
  - 6. Green
  - 7. Brown
  - 8. Light Green
  - 9. Magenta

PART NUMBER SYSTEM (TERMINAL)

2. STRIP TERMINAL

7 1 0000 - 1

- 1st: Product Number
- 2nd: Serial Number
  - 1. Ring
  - 2. Spade
  - 3. Female
  - 4. Male
  - 5. Pin
  - 6. Splice & Button
  - 8. Fuse & etc.
- 3rd ~ 6th: 0000
- 7th: -
- 8th: 1
  - 1. Non-Plating
  - 2. Sn/Ni
  - 3. Pre-Tin
  - 4. Ag/Ni
  - 5. Ni
  - 6. Cr
  - G. Au/Ni
  - GS. Au/Sn-Pb
  - P. Pd

PRODUCT LINEUP

KOREA ELECTRIC TERMINAL CO., LTD

CRIMPING SPECIFICATION

NOMENCLATURE	CRIMPING CONDITIONS

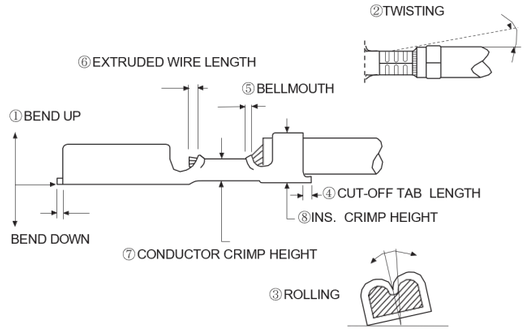

	Check Point	Requirements
①	Bend-up	3-6°MAX
	Bend-Down	3-6°MAX
②	Twisting	3-6°MAX
③	Rolling	3-6°MAX
④	Cut-Off Tab Length	0.5mm MAX
⑤	Bellmouth	0.3mm-0.8mm
⑥	Extruded Wire Length	0-2mm
	Wire Strip Length	4.5mm-5.5mm

WIRE CRIMPING SHAPE





F CRIMP



C CRIMP

Wire Size		Standard/Minimum	
mm2	AWG	Pounds	kg
0.13	26	-	-
0.22	24	-	-
0.3	22	8	3.6
0.5	20	13	5.9
0.85	18	20	9.1
1.25	16	30	13.6
2	14	50	22.7
3	12	70	31.8
5	10	80	36.3

INSULATION CRIMPING SHAPE



Standard



SDL

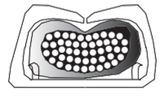

250D/L



WP

PRODUCT LINEUP

KOREA ELECTRIC TERMINAL CO., LTD

PRODUCT LINEUP

KOREA ELECTRIC TERMINAL CO., LTD



020 CONNECTOR



025II CONNECTOR



C025 CONNECTOR



C025 WP CONNECTOR



030(91A) CONNECTOR



040III CONNECTOR



040WP(RK) CONNECTOR



AIRBAG CONNECTOR



050 CONNECTOR



SSD 0509 CONNECTOR



N060 CONNECTOR



N060 WP CONNECTOR



C060 WP CONNECTOR



SDLII(070) CONNECTOR



SWP CONNECTOR



090/090II CONNECTOR



ASC CONNECTOR



090 WP CONNECTOR



110 CONNECTOR



110 WP CONNECTOR



187II WP CONNECTOR



250III CONNECTOR



250 WP CONNECTOR



312II WP CONNECTOR



375(58L) CONNECTOR



HYB WP CONNECTOR



HYB LEVER(025II HYB)



HYB LEVER(C025 HYB)



HYB LEVER(CB060 HYB WP)



FAKRAHYB LEVER



DOOR CONNECTOR



PCB CONNECTOR(VRT)



PCB CONNECTOR(HZT)



PCB(SMD) CONNECTOR



ECU 196P CONNECTOR



ECU 198P CONNECTOR



JOINT



HEAD LAMP



BULB SOCKET

PRA

HVSC 280, 630

HVSC 1500, 1900, 2800

HIGH VOLTAGE FUSE

SENSOR

BATTERY FUSE TML/MULTI FUSE

HIGH SPEED FLOATING B TO B

FAKRA(W TO W / WAFER)

FAKRA WP

MTC

PRODUCT LINEUP

KOREA ELECTRIC TERMINAL CO., LTD

APPEARANCE	MATERIAL	SPECIFICATION	PAGE
020 	▶ Terminal Tab Size : 020 ▶Terminal F : Copper Alloy / Pre-Tin ▶ Housing : PBT	▶ Current Rating(85℃, Sn) : 5.5A(0.35SQ) ▶ Contact Resistance : 10mΩ Max(Initial) ▶ Insulation Resistance : DC 500V 100MΩ Min ▶ Wire Size : 0.13~0.35mm²	34
025II 	▶ Terminal Tab Size : 025 ▶Terminal M : Copper Alloy / Pre-Tin F : Copper Alloy / Pre-Tin ▶ Housing : PBT	▶ Current Rating(85℃, Sn) : 9A(0.5SQ) ▶ Contact Resistance : 10mΩ Max(Initial) ▶ Insulation Resistance : DC 500V 100MΩ Min ▶ Wire Size : 0.13~0.35mm²	36
C025 	▶ Terminal Tab Size : 025 ▶Terminal M : Copper Alloy / Pre-Tin F : Copper Alloy / Pre-Tin ▶ Housing : PBT	▶ Current Rating(85℃, Sn) : 9A(0.35SQ) ▶ Contact Resistance : 10mΩ Max(Initial) ▶ Insulation Resistance : DC 500V 100MΩ Min ▶ Wire Size : 0.13~0.5mm²	38
025 WP 	▶ Terminal Tab Size : 025 ▶Terminal M : Brass / Pre-Tin F : Copper Alloy / Pre-Tin ▶ Housing : PBT	▶ Current Rating(85℃, Sn) : 9A(0.5SQ) ▶ Contact Resistance : 10mΩ Max(Initial) ▶ Insulation Resistance : DC 500V 100MΩ Min ▶ Wire Size : 0.22~0.5mm²	40
025 WP(RH) 	▶ Terminal Tab Size : 025 ▶Terminal F : Copper Alloy / Pre-Tin ▶ Housing : PBT	▶ Current Rating(85℃, Sn) : 10A(0.75SQ) ▶ Contact Resistance : 10mΩ Max(Initial) ▶ Insulation Resistance : DC 500V 100MΩ Min ▶ Wire Size : 0.22~0.75mm²	42
C025 WP 	▶ Terminal Tab Size : 025 ▶Terminal M : Copper Alloy / Pre-Tin F : Copper Alloy / Pre-Tin ▶ Housing : PBT	▶ Current Rating(85℃, Sn) : 9A(0.5SQ) ▶ Contact Resistance : 10mΩ Max(Initial) ▶ Insulation Resistance : DC 500V 100MΩ Min ▶ Wire Size : 0.22~0.5mm²	43

*Allowable current may vary depending no. of poles used, size of the wire, time elapsed, temperature etc.

PRODUCT LINEUP

KOREA ELECTRIC TERMINAL CO., LTD

APPEARANCE	MATERIAL	SPECIFICATION	PAGE
030(91A) 	▶ Terminal Tab Size : 030 ▶Terminal M : Brass / Pre-Tin F : Copper Alloy / Pre-Tin ▶ Housing : PBT	▶ Current Rating(85℃, Sn) : 8.5A(0.5SQ) ▶ Contact Resistance : 5mΩ Max(Initial) ▶ Insulation Resistance : DC 500V 100MΩ Min ▶ Wire Size : 0.13~0.75mm²	45
040III 	▶ Terminal Tab Size : 040 ▶Terminal M : Copper Alloy / Pre-Tin F : Copper Alloy / Pre-Tin ▶ Housing : PBT	▶ Current Rating(85℃, Sn) : 5A(0.35SQ) ▶ Contact Resistance : 5mΩ Max(Initial) ▶ Insulation Resistance : DC 500V 100MΩ Min ▶ Wire Size : 0.22~0.85mm²	47
040III 	▶ Terminal Tab Size : 040 ▶Terminal M : Brass / Pre-Tin F : Copper Alloy / Pre-Tin ▶ Housing : PBT	▶ Current Rating(85℃, Sn) : 11A(0.85SQ) ▶ Contact Resistance : 5mΩ Max(Initial) ▶ Insulation Resistance : DC 500V 100MΩ Min ▶ Wire Size : 0.13~0.85mm²	50
040 WP(RK) 	▶ Terminal Tab Size : 040 ▶Terminal M : Brass / Pre-Tin F : Copper Alloy / Pre-Tin ▶ Housing : PBT	▶ Current Rating(85℃, Sn) : 10A(0.75SQ) ▶ Contact Resistance : 5mΩ Max(Initial) ▶ Insulation Resistance : DC 500V 100MΩ Min ▶ Wire Size : 0.13~0.75mm²	51
AIRBAG 	▶ Terminal Tab Size : 040 ▶Terminal F : Copper Alloy / Pre-Tin ▶ Housing : PBT	▶ Current Rating(85℃, Sn) : 5A(0.35SQ) ▶ Contact Resistance : 5mΩ Max(Initial) ▶ Insulation Resistance : DC 500V 100MΩ Min ▶ Wire Size : 0.3~0.5mm²	57
050 	▶ Terminal Tab Size : 050 ▶Terminal M : Brass/ Pre-Tin F : Copper Alloy / Pre-Tin ▶ Housing : PBT	▶ Current Rating(85℃, Sn) : 9A(0.5SQ) ▶ Contact Resistance : 5mΩ Max(Initial) ▶ Insulation Resistance : DC 500V 100MΩ Min ▶ Wire Size : 0.22~0.5mm²	60

*Allowable current may vary depending no. of poles used, size of the wire, time elapsed, temperature etc.

PRODUCT LINEUP

KOREA ELECTRIC TERMINAL CO., LTD

APPEARANCE	MATERIAL	SPECIFICATION	PAGE
SSD 	▶ Terminal Tab Size : 050 ▶Terminal M : Brass / Pre-Tin F : Copper Alloy / Pre-Tin ▶ Housing : PBT	▶ Current Rating(85℃, Sn) : 11A(0.75SQ) ▶ Contact Resistance : 5mΩ Max(Initial) ▶ Insulation Resistance : DC 500V 100MΩ Min ▶ Wire Size : 0.3~0.75mm²	64
0509 WP 	▶ Terminal Tab Size : 050 / 090 ▶Terminal M : Brass / Pre-Tin F : Copper Alloy / Pre-Tin ▶ Housing : PBT / PA6-GF30	▶ Current Rating(85℃, Sn) : 5A(0.35SQ) / 10A(0.75SQ ▶ Contact Resistance : 5/3mΩ Max(Initial) ▶ Insulation Resistance : DC 500V 100MΩ Min ▶ Wire Size : 0.3~2.0mm²	64
C060 	▶ Terminal Tab Size : 060 ▶Terminal M : Brass / Pre-Tin F : Copper Alloy / Pre-Tin ▶ Housing : PBT	▶ Current Rating(85℃, Sn) : 13.5A(1.25SQ) ▶ Contact Resistance : 5mΩ Max(Initial) ▶ Insulation Resistance : DC 500V 100MΩ Min ▶ Wire Size : 0.13~1.25mm²	66
N060 	▶ Terminal Tab Size : 060(0.64T) ▶Terminal M : Brass / Pre-Tin F : Copper Alloy / Pre-Tin ▶ Housing : PBT	▶ Current Rating(85℃, Sn) : 15.5A(1.5SQ) ▶ Contact Resistance : 5mΩ Max(Initial) ▶ Insulation Resistance : DC 500V 100MΩ Min ▶ Wire Size : 0.13~1.5mm²	67
060(0.8T) 	▶ Terminal Tab Size : 060(0.8T) ▶Terminal M : Copper Alloy / Pre-Tin F : Copper Alloy / Pre-Tin ▶ Housing : PBT	▶ Current Rating(85℃, Sn) : 10A(0.75SQ) ▶ Contact Resistance : 5mΩ Max(Initial) ▶ Insulation Resistance : DC 500V 100MΩ Min ▶ Wire Size : 0.22~1.25mm²	70
060(62C) 	▶ Terminal Tab Size : 060 ▶Terminal M : Brass / Pre-Tin F : Copper Alloy / Pre-Tin ▶ Housing : PBT	▶ Current Rating(85℃, Sn) : 11A(0.85SQ) ▶ Contact Resistance : 5mΩ Max(Initial) ▶ Insulation Resistance : DC 500V 100MΩ Min ▶ Wire Size : 0.13~0.85mm²	71

*Allowable current may vary depending no. of poles used, size of the wire, time elapsed, temperature etc.

PRODUCT LINEUP

KOREA ELECTRIC TERMINAL CO., LTD

APPEARANCE	MATERIAL	SPECIFICATION	PAGE
060II 	▶ Terminal Tab Size : 060 ▶Terminal F : Copper Alloy / Pre-Tin ▶ Housing : PBT	▶ Current Rating(85℃, Sn) : 15.5A(1.25SQ) ▶ Contact Resistance : 5mΩ Max(Initial) ▶ Insulation Resistance : DC 500V 100MΩ Min ▶ Wire Size : 0.3~1.25mm²	73
C060 WP 	▶ Terminal Tab Size : 060 ▶Terminal M : Brass / Pre-Tin F : Copper Alloy / Pre-Tin ▶ Housing : PBT GF15	▶ Current Rating(85℃, Sn) : 15.5A(1.5SQ) ▶ Contact Resistance : 5mΩ Max(Initial) ▶ Insulation Resistance : DC 500V 100MΩ Min ▶ Wire Size : 0.3~1.5mm²	74
N060 WP 	▶ Terminal Tab Size : 060(0.64T) ▶Terminal M : Brass / Pre-Tin F : Copper Alloy / Pre-Tin ▶ Housing : PBT	▶ Current Rating(85℃, Sn) : 14.5A(1.25SQ) ▶ Contact Resistance : 5mΩ Max(Initial) ▶ Insulation Resistance : DC 500V 100MΩ Min ▶ Wire Size : 0.13~1.25mm²	76
060WP(0.8T) 	▶ Terminal Tab Size : 060(0.8T) ▶Terminal M : Brass / Pre-Tin F : Copper Alloy / Pre-Tin ▶ Housing : PBT	▶ Current Rating(85℃, Sn) : 13.5A(1.25SQ) ▶ Contact Resistance : 5mΩ Max(Initial) ▶ Insulation Resistance : DC 500V 100MΩ Min ▶ Wire Size : 0.3~1.25mm²	78
SDL 	▶ Terminal Tab Size : 070 ▶Terminal M : Brass / Pre-Tin F : Copper Alloy / Pre-Tin ▶ Housing : PBT	▶ Current Rating(85℃, Sn) : 17.5A(2.0SQ) ▶ Contact Resistance : 3mΩ Max(Initial) ▶ Insulation Resistance : DC 500V 100MΩ Min ▶ Wire Size : 0.13~2.0mm²	80
SDLII 	▶ Terminal Tab Size : 070 ▶Terminal M : Copper Alloy / Pre-Tin F : Copper Alloy / Pre-Tin ▶ Housing : PBT	▶ Current Rating(85℃, Sn) : 17.5A(2.0SQ) ▶ Contact Resistance : 3mΩ Max(Initial) ▶ Insulation Resistance : DC 500V 100MΩ Min ▶ Wire Size : 0.13~2.0mm²	83

*Allowable current may vary depending no. of poles used, size of the wire, time elapsed, temperature etc.

PRODUCT LINEUP

KOREA ELECTRIC TERMINAL CO., LTD

APPEARANCE	MATERIAL	SPECIFICATION	PAGE
SWP 	▶ Terminal Tab Size : 070 ▶Terminal M : Brass / Pre-Tin F : Copper Alloy / Pre-Tin ▶ Housing : PBT	▶ Current Rating(85℃, Sn) : 17.5A(2.0SQ) ▶ Contact Resistance : 3mΩ Max(Initial) ▶ Insulation Resistance : DC 500V 250MΩ Min ▶ Wire Size : 0.22~2.0mm²	84
OBDII 	▶ Terminal Tab Size : 070 ▶Terminal F : Copper Alloy / Pre-Tin ▶ Housing : PBT	▶ Current Rating(85℃, Sn) : 9A(0.5SQ) ▶ Contact Resistance : 3mΩ Max(Initial) ▶ Insulation Resistance : DC 500V 100MΩ Min ▶ Wire Size : 0.3~0.5mm²	87
DIAGNOSIS 	▶ Terminal Tab Size : 070 ▶Terminal F : Copper Alloy / Pre-Tin ▶ Housing : PA66	▶ Current Rating(85℃, Sn) : 9A(0.5SQ) ▶ Contact Resistance : 3mΩ Max(Initial) ▶ Insulation Resistance : DC 500V 100MΩ Min ▶ Wire Size : 0.3~2.0mm²	87
090 	▶ Terminal Tab Size : 090 ▶Terminal M : Brass/ Pre-Tin F : Brass / Pre-Tin ▶ Housing : PA66	▶ Current Rating(85℃, Sn) : 3A(0.75SQ) ▶ Contact Resistance : 10mΩ Max(Initial) ▶ Insulation Resistance : DC 500V 100MΩ Min ▶ Wire Size : 0.3~1.25mm²	91
090II 	▶ Terminal Tab Size : 090 ▶Terminal M : Brass / Pre-Tin F : Copper Alloy / Pre-Tin ▶ Housing : PBT	▶ Current Rating(85℃, Sn) : 20A(2.5SQ) ▶ Contact Resistance : 3mΩ Max(Initial) ▶ Insulation Resistance : DC 500V 100MΩ Min ▶ Wire Size : 0.13~2.5mm²	94
ASC 	▶ Terminal Tab Size : 090 ▶Terminal M : Brass / Pre-Tin F : Copper Alloy / Pre-Tin ▶ Housing : PBT	▶ Current Rating(85℃, Sn) : 20A(2.5SQ) ▶ Contact Resistance : 3mΩ Max(Initial) ▶ Insulation Resistance : DC 500V 100MΩ Min ▶ Wire Size : 0.22~2.5mm²	100

*Allowable current may vary depending no. of poles used, size of the wire, time elapsed, temperature etc.

PRODUCT LINEUP

KOREA ELECTRIC TERMINAL CO., LTD

APPEARANCE	MATERIAL	SPECIFICATION	PAGE
090 DTC 	▶ Terminal Tab Size : 090 ▶Terminal M : Brass / Pre-Tin F : Copper Alloy / Pre-Tin ▶ Housing : PBT	▶ Current Rating(85℃, Sn) : 10A(0.75SQ) ▶ Contact Resistance : 3mΩ Max(Initial) ▶ Insulation Resistance : DC 500V 100MΩ Min ▶ Wire Size : 0.13~2.5mm²	104
090 WP 	▶ Terminal Tab Size : 090 ▶Terminal M : Brass / Pre-Tin F : Copper Alloy / Pre-Tin ▶ Housing : PBT	▶ Current Rating(85℃, Sn) : 14.5A(2.0SQ) ▶ Contact Resistance : 3mΩ Max(Initial) ▶ Insulation Resistance : DC 500V 100MΩ Min ▶ Wire Size : 0.3~2.0mm²	106
090 WP 	▶ Terminal Tab Size : 090 ▶Terminal F : Copper Alloy / Pre-Tin ▶ Housing : PBT	▶ Current Rating(85℃, Sn) : 17A(2.0SQ) ▶ Contact Resistance : 3mΩ Max(Initial) ▶ Insulation Resistance : DC 500V 100MΩ Min ▶ Wire Size : 0.3~2.0mm²	108
090II WP 	▶ Terminal Tab Size : 090 ▶Terminal M : Brass / Pre-Tin F : Copper Alloy / Pre-Tin ▶ Housing : PBT	▶ Current Rating(85℃, Sn) : 17A(2.0SQ) ▶ Contact Resistance : 3mΩ Max(Initial) ▶ Insulation Resistance : DC 500V 100MΩ Min ▶ Wire Size : 0.22~2.0mm²	109
N110 	▶ Terminal Tab Size : 110 ▶Terminal M : Copper Alloy / Pre-Tin F : Copper Alloy / Pre-Tin ▶ Housing : PBT	▶ Current Rating(85℃, Sn) : 26A(4.0SQ) ▶ Contact Resistance : 3mΩ Max(Initial) ▶ Insulation Resistance : DC 500V 100MΩ Min ▶ Wire Size : 0.22~4.0mm²	113
N110 WP 	▶ Terminal Tab Size : 110 ▶Terminal M : Copper Alloy / Pre-Tin F : Copper Alloy / Pre-Tin ▶ Housing : PBT	▶ Current Rating(85℃, Sn) : 26A(4.0SQ) ▶ Contact Resistance : 3mΩ Max(Initial) ▶ Insulation Resistance : DC 500V 100MΩ Min ▶ Wire Size : 2.0~4.0mm²	114

*Allowable current may vary depending no. of poles used, size of the wire, time elapsed, temperature etc.

PRODUCT LINEUP

KOREA ELECTRIC TERMINAL CO., LTD

APPEARANCE	MATERIAL	SPECIFICATION	PAGE
110(58T) 	▶ Terminal Tab Size : 110 ▶Terminal M : Brass / Pre-Tin F : Brass / Pre-Tin ▶ Housing : PBT	▶ Current Rating(85℃, Sn) : 18A(2.0SQ) ▶ Contact Resistance : 3mΩ Max(Initial) ▶ Insulation Resistance : DC 500V 100MΩ Min ▶ Wire Size : 0.3~2.0mm²	115
110 D/L 	▶ Terminal Tab Size : 110 ▶Terminal F : Brass / Pre-Tin ▶ Housing : PBT	▶ Current Rating(85℃, Sn) : 18A(2.0SQ) ▶ Contact Resistance : 3mΩ Max(Initial) ▶ Insulation Resistance : DC 500V 100MΩ Min ▶ Wire Size : 0.3~2.27mm²	116
110 WP(58W) 	▶ Terminal Tab Size : 110 ▶Terminal M : Brass / Pre-Tin F : Copper Alloy / Pre-Tin ▶ Housing : PA66	▶ Current Rating(85℃, Sn) : 18A(2.0SQ) ▶ Contact Resistance : 3mΩ Max(Initial) ▶ Insulation Resistance : DC 500V 100MΩ Min ▶ Wire Size : 0.3~2.0mm²	117
110(280) 	▶ Terminal Tab Size 110(280) ▶Terminal M : Brass / Pre-Tin F : Copper Alloy / Pre-Tin ▶ Housing : PBT	▶ Current Rating(85℃, Sn) : 26A(4.0SQ) ▶ Contact Resistance : 3mΩ Max(Initial) ▶ Insulation Resistance : DC 500V 100MΩ Min ▶ Wire Size : 0.3~4.0mm²	119
110(280) WP 	▶ Terminal Tab Size 110(280) ▶Terminal M : Brass / Pre-Tin F : Copper Alloy / Pre-Tin ▶ Housing : PBT	▶ Current Rating(85℃, Sn) : 26A(4.0SQ) ▶ Contact Resistance : 3mΩ Max(Initial) ▶ Insulation Resistance : DC 500V 100MΩ Min ▶ Wire Size : 0.3~4.0mm²	120
TLC 	▶ Terminal Tab Size : Ø1.0 ▶Terminal M : Brass / Pre-Tin ▶ Housing : PBT	▶ Current Rating(85℃, Sn) : 3A(0.3SQ) ▶ Contact Resistance : 5mΩ Max(Initial) ▶ Insulation Resistance : DC 500V 100MΩ Min ▶ Wire Size : 0.3~0.5mm²	123

*Allowable current may vary depending no. of poles used, size of the wire, time elapsed, temperature etc.

PRODUCT LINEUP

KOREA ELECTRIC TERMINAL CO., LTD

APPEARANCE	MATERIAL	SPECIFICATION	PAGE
187II WP 	▶ Terminal Tab Size : 187 ▶Terminal M : Brass / Pre-Tin F : Brass / Pre-Tin / Copper Alloy / Pre-Tin ▶ Housing : PBT	▶ Current Rating(85℃, Sn) : 24A(3.0SQ) ▶ Contact Resistance : 3mΩ Max(Initial) ▶ Insulation Resistance : DC 500V 100MΩ Min ▶ Wire Size : 0.3~3.0mm²	126
250 	▶ Terminal Tab Size : 250 ▶Terminal M : Brass / Pre-Tin F : Brass / Pre-Tin ▶ Housing : PA66	▶ Current Rating(85℃, Sn) : 25A(3.0SQ) ▶ Contact Resistance : 3mΩ Max(Initial) ▶ Insulation Resistance : DC 500V 100MΩ Min ▶ Wire Size : 0.3~3.0mm²	128
250 D/L 	▶ Terminal Tab Size : 250 ▶Terminal M : Brass / Pre-Tin F : Brass / Pre-Tin ▶ Housing : PA66	▶ Current Rating(85℃, Sn) : 25A(3.0SQ) ▶ Contact Resistance : 3mΩ Max(Initial) ▶ Insulation Resistance : DC 500V 100MΩ Min ▶ Wire Size : 0.3~3.0mm²	133
250III 	▶ Terminal Tab Size : 250 ▶Terminal F : Brass / Pre-Tin ▶ Housing : PBT	▶ Current Rating(85℃, Sn) : 25A(3.0SQ) ▶ Contact Resistance : 3mΩ Max(Initial) ▶ Insulation Resistance : DC 500V 100MΩ Min ▶ Wire Size : 0.3~3.0mm²	135
250 WP(58X) 	▶ Terminal Tab Size : 250 ▶Terminal M : Brass / Pre-Tin F : Brass / Pre-Tin ▶ Housing : PA66	▶ Current Rating(85℃, Sn) : 25A(3.0SQ) ▶ Contact Resistance : 3mΩ Max(Initial) ▶ Insulation Resistance : DC 500V 100MΩ Min ▶ Wire Size : 0.5~4.0mm²	138
250(630) 	▶ Terminal Tab Size : 250(630) ▶Terminal M : Brass / Pre-Tin F : Copper Alloy / Pre-Tin ▶ Housing : PBT	▶ Current Rating(85℃, Sn) : 25A(4.0SQ) ▶ Contact Resistance : 3mΩ Max(Initial) ▶ Insulation Resistance : DC 500V 100MΩ Min ▶ Wire Size : 0.5~5.0mm²	140

*Allowable current may vary depending no. of poles used, size of the wire, time elapsed, temperature etc.

PRODUCT LINEUP

KOREA ELECTRIC TERMINAL CO., LTD

APPEARANCE	MATERIAL	SPECIFICATION	PAGE
312 	▶ Terminal Tab Size : 312 ▶Terminal M : Brass / Pre-Tin F : Brass / Pre-Tin ▶ Housing : PA66	▶ Current Rating(85℃, Sn) : 30A(5.0SQ) ▶ Contact Resistance : 3mΩ Max(Initial) ▶ Insulation Resistance : DC 500V 100MΩ Min ▶ Wire Size : 0.5~5.27mm²	142
312II 	▶ Terminal Tab Size : 312 ▶Terminal M : Brass / Pre-Tin F : Brass / Pre-Tin / Copper Alloy / Pre-Tin ▶ Housing : PBT	▶ Current Rating(85℃, Sn) : 42A(8.0SQ) ▶ Contact Resistance : 3mΩ Max(Initial) ▶ Insulation Resistance : DC 500V 100MΩ Min ▶ Wire Size : 1.25~8.0mm²	144
312II WP 	▶ Terminal Tab Size : 312 ▶Terminal M : Brass / Pre-Tin F : Brass / Pre-Tin / Copper Alloy / Pre-Tin ▶ Housing : PBT	▶ Current Rating(85℃, Sn) : 42A(8.0SQ ▶ Contact Resistance : 3mΩ Max(Initial) ▶ Insulation Resistance : DC 500V 100MΩ Min ▶ Wire Size : 1.25~8.0mm²	145
375(58L) 	▶ Terminal Tab Size : 375 ▶Terminal M : Copper Alloy / Pre-Tin F : Copper Alloy / Pre-Tin ▶ Housing : PA 66	▶ Current Rating(85℃, Sn) : 60A(10.0SQ) ▶ Contact Resistance : 2mΩ Max(Initial) ▶ Insulation Resistance : DC 500V 100MΩ Min ▶ Wire Size : 3.0~10.0mm²	148
375(58Y) WP 	▶ Terminal Tab Size : 375 ▶Terminal M : Copper Alloy / Pre-Tin F : Copper Alloy / Pre-Tin ▶ Housing : PBT	▶ Current Rating(85℃, Sn) : 54A(8.0SQ) ▶ Contact Resistance : 2mΩ Max(Initial) ▶ Insulation Resistance : DC 500V 100MΩ Min ▶ Wire Size : 5.0~8.0mm²	150
375 WP 	▶ Terminal Tab Size : 375 ▶Terminal M : Copper Alloy / Ag F : Copper Alloy / Ag ▶ Housing : PBT GF 15	▶ Current Rating(85℃, Sn) : 76A(15.0SQ) ▶ Contact Resistance : 2mΩ Max(Initial) ▶ Insulation Resistance : DC 500V 100MΩ Min ▶ Wire Size : 10.0~15.0mm²	151

*Allowable current may vary depending no. of poles used, size of the wire, time elapsed, temperature etc.

PRODUCT LINEUP

KOREA ELECTRIC TERMINAL CO., LTD

APPEARANCE	MATERIAL	SPECIFICATION	PAGE
375(950) 	▶ Terminal Tab Size : 375 ▶Terminal F : Copper Alloy / Pre-Tin ▶ Housing : PBT	▶ Current Rating(85℃, Sn) : 80A(15.0SQ) ▶ Contact Resistance : 1mΩ Max(Initial) ▶ Insulation Resistance : DC 500V 100MΩ Min ▶ Wire Size : 8.0~20.0mm²	153
CONNECTOR CLIP 			154
JOINT 025 WP 025II C025 C025 WP 	▶ Terminal Tab Size : 025 ▶Terminal M : Brass / Pre-Tin F : Copper Alloy / Pre-Tin ▶ Housing : PBT	▶ Current Rating(85℃, Sn) : 5A ▶ Contact Resistance : 10mΩ Max(Initial) ▶ Insulation Resistance : DC 500V 100MΩ Min ▶ Wire Size : 0.22~0.5mm²	159
JOINT 060 C060 060 WP 060110 	▶ Terminal Tab Size : 060/110 ▶Terminal M : Brass / Pre-Tin F : Copper Alloy / Pre-Tin ▶ Housing : PBT	▶ Current Rating(85℃, Sn) : 10A / 15A ▶ Contact Resistance : 10mΩ Max(Initial) ▶ Insulation Resistance : DC 500V 100MΩ Min ▶ Wire Size : 0.22~3.0mm²	161
JOINT 070 	▶ Terminal Tab Size : 070 ▶Terminal M : Brass / Pre-Tin F : Copper Alloy / Pre-Tin ▶ Housing : PA66, PBT	▶ Current Rating(85℃, Sn) : 9A ▶ Contact Resistance : 3mΩ Max(Initial) ▶ Insulation Resistance : DC 500V 100MΩ Min ▶ Wire Size : 0.3~2.0mm²	162
JOINT ASC WP 	▶ Terminal Tab Size : 090 ▶Terminal M : Brass / Pre-Tin F : Copper Alloy / Pre-Tin ▶ Housing : PBT	▶ Current Rating(85℃, Sn) : 10A ▶ Contact Resistance 3mΩ Max(Initial) ▶ Insulation Resistance : DC 500V 100MΩ Min ▶ Wire Size : 0.3~0.2mm²	163

*Allowable current may vary depending no. of poles used, size of the wire, time elapsed, temperature etc.

PRODUCT LINEUP

KOREA ELECTRIC TERMINAL CO., LTD

APPEARANCE	MATERIAL	SPECIFICATION	PAGE
JOINT  090 090II	▶ Terminal Tab Size : 090 ▶Terminal M : Brass / Pre-Tin F : Copper Alloy / Pre-Tin ▶ Housing : PBT	▶ Current Rating(85℃, Sn) : 10A ▶ Contact Resistance 3mΩ Max(Initial) ▶ Insulation Resistance : DC 500V 100MΩ Min ▶ Wire Size : 0.3~0.2mm²	165
HYBRID 	▶ Terminal Tab Size : 025/040/050/060/070/090/110/187/250/375a ▶Terminal M : Brass / Pre-Tin F : Brass, Copper Alloy/Pre-Tin ▶ Housing : PBT	▶ Current Rating(85℃, Sn) : 5A/5A/5A/10A/9A/10A/15A/20A/25A/60A ▶ Contact Resistance : 10/5/5/5/3/3/3/3/3/2mΩMax(Initial) ▶ Insulation Resistance : DC 500V 100MΩ Min ▶ Wire Size : 0.22~8.0mm²	167
HYBRID (LEVER TYPE) 	▶ Terminal Tab Size : 025/040/060/090/110/187/250 ▶Terminal M : Brass / Pre-Tin F : Brass, Copper Alloy/Pre-Tin ▶ Housing : PBT	▶ Current Rating(85℃, Sn) : 5A/5A/10A/10A/15A/20A /25A ▶ Contact Resistance : 10/5/5/3/3/3/3mΩ Max(Initial) ▶ Insulation Resistance : DC 500V 100MΩ Min ▶ Wire Size : 0.22~4.0mm²	176
HYBRID WP 	▶ Terminal Tab Size : 025/060/110/187/312/375 ▶Terminal 090 — M : Brass / Pre-Tin, F : Copper Alloy / Pre-Tin 187, 312 — M : Brass / Pre-Tin, F : Brass / Pre-Tin, Copper Alloy / Pre-Tin 375 — M : Copper Alloy /Ag, F : Copper Alloy /Ag ▶ Housing : PBT	▶ Current Rating(85℃, Sn) : 5A/10A/15A/20A/42A/60A ▶ Contact Resistance : 10/5/3/3/3/2mΩMax(Initial) ▶ Insulation Resistance : DC 500V 100MΩ Min ▶ Wire Size : 0.3~15.0mm²	190
FAKRA HYBRID 	▶ Terminal Tab Size : 025/060/110/250/FAKRA ▶Terminal 090 — M : Copper Alloy / Pre-Tin, F : Copper Alloy / Pre-Tin 187, 312 — M : Brass / Pre-Tin, F : Brass / Pre-Tin, Copper Alloy / Pre-Tin 375 — M : Brass / Pre-Tin, F : Copper Alloy /Ag ▶ Housing : PBT	▶ Current Rating(85℃, Sn) : 5A/10A/15A/25A ▶ Contact Resistance : 10/5/3/3mΩMax(Initial) ▶ Insulation Resistance : DC 500V 100MΩ Min ▶ Wire Size : 0.22~4.0mm²	194
HYBRID BOLT 	▶ Terminal Tab Size : 090 / 187 / 312 ▶Terminal 090 — M : Brass / Pre-Tin, F : Copper Alloy / Pre-Tin 187, 312 — M : Brass / Pre-Tin, F : Brass / Pre-Tin, Copper Alloy / Pre-Tin ▶ Housing: PBT	▶ Current Rating(85℃, Sn) : 10A / 20A / 42A ▶ Contact Resistance : 3 / 5mΩ Max(Initial) ▶ Insulation Resistance : DC 500V 100MΩ Min ▶ Wire Size : 0.22~8.0mm²	205

*Allowable current may vary depending no. of poles used, size of the wire, time elapsed, temperature etc.

PRODUCT LINEUP

KOREA ELECTRIC TERMINAL CO., LTD

APPEARANCE	MATERIAL	SPECIFICATION	PAGE
DOOR 	▶ Terminal Tab Size : 025/040/050/060/070/090/110/187 ▶Terminal M : Brass / Pre-Tin F : Copper Alloy / Pre-Tin ▶ Housing : PBT	▶ Current Rating(85℃, Sn) : 5A/5A/5A/10A/9A/10A/15A/ 20A ▶ Contact Resistance : 10/5/5/5/3/3/3/3mΩMax(Initial) ▶ Insulation Resistance : DC 500V 100MΩ Min ▶ Wire Size : 0.22~3.0mm²	206
PCB  2.0mm W TO B	▶ Connector Pitch : 2.0mm ▶Terminal M : Copper Alloy / Tin Plating F : Copper Alloy / Pre-Tin (Au) ▶ Housing : Nylon	▶ Current Rating(85℃, Sn) : 3A AC/DC(2 Circuits) ▶ Contact Resistance : 30mΩ Max(Initial) ▶ Insulation Resistance : DC 500V 100MΩ Min ▶ Wire Size : 0.22~0.5mm²	217
PCB  2.5mm PDC	▶ Connector Pitch : 2.5mm ▶Terminal M : Copper Alloy / Tin Plating F : Copper Alloy / Pre-Tin (Au) ▶ Housing : Nylon	▶ Current Rating(85℃, Sn) : 3A AC/DC(2 Circuits) ▶ Contact Resistance : 30mΩ Max(Initial) ▶ Insulation Resistance : DC 500V 100MΩ Min ▶ Wire Size : 0.22~0.5mm²	223
PCB  025II 025RF C025N110	▶ Terminal Tab Size : 025 / 040 / 090 / 110 ▶Terminal M : Brass / Tin Plating F : Copper Alloy / Pre-Tin (Au) ▶ Housing : PBT	▶ Current Rating(85℃, Sn) : 5A / 5A / 10A / 15A ▶ Contact Resistance : 10/5/3/3mΩ Max(Initial) ▶ Insulation Resistance : DC 500V 100MΩ Min ▶ Wire Size : 0.22~2.0mm²	226
PCB (SMD)  020 025II C025C060 070 025II Press Fit 060 Press Fit	▶ Terminal Tab Size : 025 / 070 / 090 ▶Terminal M : Brass / Tin Plating F : Copper Alloy / Pre-Tin ▶ Housing M : PPS F : PBT	▶ Current Rating(85℃, Sn) : 5A / 9A / 10A ▶ Contact Resistance : 10 / 5 / 3mΩ Max(Initial) ▶ Insulation Resistance : DC 500V 100MΩ Min ▶ Wire Size : 0.22~2.0mm²	234
PCB  030	▶ Terminal Tab Size : 030 ▶Terminal M : Brass / Sn-Plating F : Copper Alloy / Pre-Tin ▶ Housing : PBT	▶ Current Rating(85℃, Sn) : 5A ▶ Contact Resistance : 5mΩ Max(Initial) ▶ Insulation Resistance : DC 500V 100MΩ Min ▶ Wire Size : 0.22~0.85mm²	242

*Allowable current may vary depending no. of poles used, size of the wire, time elapsed, temperature etc.

PRODUCT LINEUP

KOREA ELECTRIC TERMINAL CO., LTD

APPEARANCE	MATERIAL	SPECIFICATION	PAGE
PCB 040(SP) 040II 040III 04070 04090 	▶ Terminal Tab Size : 040 / 070 / 090 ▶Terminal M : Brass / Sn-Plating F : Brass / Copper Alloy ▶ Housing : PBT	▶ Current Rating(85℃, Sn) : 5A / 9A / 10A ▶ Contact Resistance : 5 / 5 / 3mΩ Max(Initial) ▶ Insulation Resistance : DC 500V 100MΩ Min ▶ Wire Size : 0.22~2.0mm²	243
PCB 050 	▶ Terminal Tab Size : 050 ▶Terminal M : Brass / Sn-Plating F : Copper Alloy / Pre-Tin ▶ Housing : PBT	▶ Current Rating(85℃, Sn) : 5A ▶ Contact Resistance : 5mΩ Max(Initial) ▶ Insulation Resistance : DC 500V 100MΩ Min ▶ Wire Size : 0.3~0.5mm²	252
PCB N060 060II 	▶ Terminal Tab Size : 060 ▶Terminal M : Brass / Sn-Plating F : Copper Alloy / Pre-Tin ▶ Housing : PBT	▶ Current Rating(85℃, Sn) : 10A ▶ Contact Resistance : 5mΩ Max(Initial) ▶ Insulation Resistance : DC 500V 100MΩ Min ▶ Wire Size : 0.22~1.25mm²	254
PCB 070 SDLII 	▶ Terminal Tab Size : 070 ▶Terminal M : Brass / Sn-Plating F : Copper Alloy / Pre-Tin ▶ Housing : PBT	▶ Current Rating(85℃, Sn) : 9A ▶ Contact Resistance : 5mΩ Max(Initial) ▶ Insulation Resistance : DC 500V 100MΩ Min ▶ Wire Size : 0.22~2.0mm²	255
PCB 090II ASC 110 118 	▶ Terminal Tab Size : 090 / 110 / 118 ▶Terminal M : Brass / Sn-Plating F : Copper Alloy / Pre-Tin ▶ Housing : PBT	▶ Current Rating(85℃, Sn) : 10A / 15A / 10A ▶ Contact Resistance : 3mΩ Max(Initial) ▶ Insulation Resistance : DC 500V 100MΩ Min ▶ Wire Size : 0.22~3.0mm²	257
PCB 187II 1809 250 3109 375 	▶ Terminal Tab Size : 090 / 187 / 250 / 312 / 375 ▶Terminal M : Brass / Tin Plating F : Brass / Pre-Tin ▶ Housing : PBT	▶ Current Rating(85℃, Sn) : 10A/20A/25A/42A/60A ▶ Contact Resistance : 3mΩ Max(Initial) ▶ Insulation Resistance : DC 500V 100MΩ Min ▶ Wire Size : 0.3~8.0mm²	259

*Allowable current may vary depending no. of poles used, size of the wire, time elapsed, temperature etc.

PRODUCT LINEUP

KOREA ELECTRIC TERMINAL CO., LTD

APPEARANCE	MATERIAL	SPECIFICATION	PAGE
PCB WP 025250 WP iMEB 375 WP 	▶ Terminal Tab Size : 025 / 250 / 375 ▶Terminal M : Brass / Tin Plating F : Copper Alloy / Pre-Tin ▶ Housing : PBT	▶ Current Rating(85℃, Sn) : 5A/20A/60A ▶ Contact Resistance : 10/3/3mΩ Max(Initial) ▶ Insulation Resistance : DC 500V 100MΩ Min ▶ Wire Size : 0.22~8.0mm²	266
ECU 196P 	▶ Terminal Tab Size : 050 / 110 ▶Terminal M : Copper Alloy / Tin Plating F : Copper Alloy / Pre-Tin ▶ Housing : PA66 GF30	▶ Current Rating(85℃, Sn) : 5A / 15A ▶ Contact Resistance : 5/3mΩ Max(Initial) ▶ Insulation Resistance : DC 500V 100MΩ Min ▶ Wire Size : 0.3~2.5mm²	267
ECU 158P, 198P 	▶ Terminal Tab Size : 050 / 060 / 110 ▶Terminal M : Copper Alloy / Tin Plating F : Copper Alloy / Pre-Tin ▶ Housing : PA66 GF30	▶ Current Rating(85℃, Sn) : 5A / 10A / 15A ▶ Contact Resistance : 5/5/3mΩ Max(Initial) ▶ Insulation Resistance : DC 500V 100MΩ Min ▶ Wire Size : 0.3~2.5mm²	272
ECU 112P 	▶ Terminal Tab Size : 025 / 060 ▶Terminal F : Copper Alloy / Pre-Tin ▶ Housing : PA66 GF30	▶ Current Rating(85℃, Sn) : 5A / 10A ▶ Contact Resistance : 3mΩ Max(Initial) ▶ Insulation Resistance : DC 500V 100MΩ Min ▶ Wire Size : 0.3~1.25mm²	275
RELAY 	▶ Terminal Tab Size : 187 / 250 / 312 / 375 ▶Terminal F : Brass / Pre-Tin ▶ Housing : PA66	▶ Current Rating(85℃, Sn) : 15A / 20A / 30A / 60A ▶ Contact Resistance : 3mΩ Max(Initial) ▶ Insulation Resistance : DC 500V 100MΩ Min ▶ Wire Size : 0.3~8.0mm²	278
LAMP 	▶ Terminal Tab Size : 110 ▶Terminal F : Copper Alloy / Pre-Tin ▶ Housing : Nylon 66, PBT	▶ Current Rating(85℃, Sn) : 15A ▶ Contact Resistance : 3mΩ Max(Initial) ▶ Insulation Resistance : DC 500V 100MΩ Min ▶ Wire Size : 0.5~2.0mm²	279

*Allowable current may vary depending no. of poles used, size of the wire, time elapsed, temperature etc.

PRODUCT LINEUP

KOREA ELECTRIC TERMINAL CO., LTD

APPEARANCE	MATERIAL	SPECIFICATION	PAGE
LAMP C025060 C025 C060 090II 	▶ Terminal Tab Size : C025/C060/090II ▶Terminal M : Brass / Pre-Tin F : Copper Alloy / Pre-Tin ▶ Housing : PBT	▶ Current Rating(85℃, Sn) : 5A /10A/10A ▶ Contact Resistance : 10/5/5mΩ Max(Initial) ▶ Insulation Resistance : DC 500V 100MΩ Min ▶ Wire Size : 0.22~2.0mm²	282
BULB SOCKET FRONT TURN SIGNAL POSITION 	▶FRONT LAMP ▶TURN SIGNAL LAMP ▶POSITION LAMP		287
BULB SOCKET RCL BACK-UP HMSL LICENSE 	▶RCL(REAR COMBI LAMP) ▶BACK-UP LAMP ▶HMSL(HIGH MOUNT STOP LAMP) ▶LICENSE LAMP		290
COVER 			300
PRA 	▶Base Body : PA66+PPE / PBT-GF30 ▶Upper Cover : PA66+PPE / PBT-GF30 ▶Bus-Bar : Copper / Tin Plating	▶ Current Rating(85℃, Sn) : 150A / 250A ▶ Voltage Rating : DC 450V / 800V ▶ Temperature Range : -40℃~+85℃ ▶ Pre-Charge Circuit: : Include 10A / 20A	309
HVSC 	▶ Terminal Tab Size : 280/630/1500/1900/2800 ▶Terminal M : Copper Alloy / Ag F : Copper Alloy / Ag ▶ Housing : PBT+GF	▶ Current Rating(85℃) : 20A/40A/45A/120A/250A/400A ▶ Voltage Rating : DC 650V/1,000V ▶ Temperature Range : -40℃~+125℃ ▶ Wire Size : 3SQ ~ 16SQ Shield Wire : 3SQ ~ 85SQ Non-Shield Wire	311

*Allowable current may vary depending no. of poles used, size of the wire, time elapsed, temperature etc.

PRODUCT LINEUP

KOREA ELECTRIC TERMINAL CO., LTD

APPEARANCE	MATERIAL	SPECIFICATION	PAGE
HIGH VOLTAGE FUSE 	▶Body : PA6T, Ceramic ▶Element : Copper, Silver ▶Bus Bar : Copper Alloy	▶ BC (1,000Vdc) - Ø10.3 : 10A/15A/20A/30A/40A/50A ▶ BM (500Vdc) – Ø20 : 80A/100A ▶ BM (500Vdc) – Ø30 : 300A/350A ▶ BM (500Vdc) – Ø38 : 400A/500A	318
SENSOR 	▶Cover : PBT+GF30 ▶Housing : PBT+GF30 ▶Terminal : Copper Alloy / Tin Plating	▶ Rated Voltage : DC4.5V ~ 11V ▶ Humidity Range : 0 ~ 90% ▶ Temperature Range : -40°C~+125°C	319
BATTERY FUSE TERMINAL 	▶Body : PA6T-GF35, PPA-GF35, SPS-GF35 ▶Element Cover : PES ▶Cap : PP+EPDM-T10 ▶Bus Bar : Copper Alloy / Pre-Tin	▶ BFT 1P : 80A/100A/150A/180A/200A/ 250/400A ▶ BFT 2P : 120A/150A/180A/200A/250A 450A/500A ▶ BFT 3P : 60A/80A/200A/430A/500A ▶ BFT 4P : 80A/100A/150A/200A/250A/400A/430A ▶ BFT 5P : 40A/60A/80A/200A/430A/500A ▶ BFT 6P : 5A/60A/80A/100A/250A/350A/450A	320
MULTI FUSE 	▶Body : PA6T-GF35, PPA-GF35 ▶Element Cover : PES ▶Bus Bar : Copper Alloy / Pre-Tin	▶ M/F 2P : 50A/80A/100A/125A/150A/180A/200A ▶ M/F4P : 50A/80A ▶ M/F 5P : 30A/40A/50A/60A/80A/100A ▶ M/F 8P : 40A/50A/60A/80A/100A/125A/200A/350A ▶ M/F 9P : 40A/50A/60A ▶ M/F 10P : 30A/40A/50A/60A/80A/100A	324
FLOATING BOARD TO BOARD 	▶Insulator : Nylon ▶Terminal : Copper Alloy / Au Plating ▶Metal Fitting : Copper Alloy / Tin Plating	▶ Current Rating(85℃, Sn) : 0.5A / 1.0A ▶ Contact Resistance : 50V AC/DC / 125V AC / DC ▶ Withstanding Voltage : AC 500Vrms/ Min	327
HIGH SPEED FLOATING BOARD TO BOARD 	▶Housing : Nylon, LCP ▶Signal Terminal : Copper Alloy / Au Plating ▶Power Terminal : Copper Alloy / Au Plating ▶Metal Fitting : Copper Alloy / Tin or Au Plating	▶ Impedance : 100Ω ▶ Maximum Rating Voltage : AC 250V ▶ Maximum Rating Current(85℃, Sn) : Signal - 0.5A : Power - 3.0A	332

*Allowable current may vary depending no. of poles used, size of the wire, time elapsed, temperature etc.

PRODUCT LINEUP

KOREA ELECTRIC TERMINAL CO., LTD

APPEARANCE	MATERIAL	SPECIFICATION	PAGE
FAKRA 	▶Housing	▶ Impedance	336
	: Engineering Plastic	: 50Ω	
	▶Insulator	▶ Working Voltage	
	: Engineering Plastic	: 335Vrms	
	▶Inner Contact	▶ Contact Current(85℃, Sn)	
	: Copper Alloy / Au Plating	: 1A DC	
	▶Outer Contact	▶ Insulation Resistance	
	: Copper Alloy / Tin or Au Plating	: 1,000MΩ	
FAKRA (WAFER) 	▶Housing	▶ Impedance	342
	: PA	: 50Ω	
	▶Insulator	▶ Working Voltage	
	: PA	: 335Vrms	
	▶Inner Contact	▶ Contact Current(85℃, Sn)	
	: Zinc Alloy / Tin Plating	: 1A DC	
	▶Outer Contact	▶ Insulation Resistance	
	: Copper Alloy / Au Plating	: 1,000MΩ	
FAKRA WP 	▶Housing	▶ Impedance	344
	: PBT	: 50Ω	
	▶Insulator	▶ Working Voltage	
	: PBT	: 335Vrms	
	▶Inner Contact	▶ Contact Current(85℃, Sn)	
	: Copper Alloy / Au Plating	: 1A DC	
	▶Outer Contact	▶ Insulation Resistance	
	: Copper Alloy / Tin Plating	: 1,000MΩ	
MTC 	▶Housing	▶ Impedance	349
	: Engineering Plastic	: 50Ω	
	▶Insulator	▶ Working Voltage	
	: Engineering Plastic	: 335Vrms	
	▶Inner Contact	▶ Contact Current(85℃, Sn)	
	: Copper Alloy / Tin Plating	: 1A DC	
	▶Outer Contact	▶ Insulation Resistance	
	: Copper Alloy / Tin or Au Plating	: 1,000MΩ	
P-LOCK 	▶ Terminal Tab Size	▶ Current Rating(85℃, Sn)	354
	: 250 / 187	: 20A / 15A	
	▶Terminal	▶ Contact Resistance	
	F : Brass / Pre-Tin(.250)	: 5mΩ Max(Initial)	
	▶Terminal	▶ Insulation Resistance	
	F : Brass / Pre-Tin(.187)	: DC 500V 1,000MΩ Min	
	▶ Housing	▶ Wire Size	
	: Nylon 66	: 0.5~5.0mm² / 0.3~2.0mm²	
312 **250** 	▶ Terminal Tab Size	▶ Current Rating(85℃, Sn)	367
	: 312 / 250	: 42A / 20A	
	▶Terminal	▶ Contact Resistance	
	M : Brass / Pre-Tin	: 3mΩ Max(Initial)	
	F : Brass / Pre-Tin	▶ Insulation Resistance	
	▶ Housing	: DC 500V 1,000MΩ Min	
	: PP Rein forced	▶ Wire Size	
		: 0.3~5.0mm² / 0.3~3.0mm²	

*Allowable current may vary depending no. of poles used, size of the wire, time elapsed, temperature etc.

PRODUCT LINEUP

KOREA ELECTRIC TERMINAL CO., LTD

APPEARANCE	MATERIAL	SPECIFICATION	PAGE
250 (Pitch:10mm) 	▶ Terminal Tab Size	▶ Current Rating(85℃, Sn)	368
	: 250	: 20A	
	▶Terminal	▶ Contact Resistance	
		: 3mΩ Max(Initial)	
	F : Brass / Pre-Tin	▶ Insulation Resistance	
	▶ Housing	: DC 500V 1,000MΩ Min	
	: PBT	▶ Wire Size	
		: 0.3~5.0mm²	
187 	▶ Terminal Tab Size	▶ Current Rating(85℃, Sn)	372
	: 187	: 15A	
	▶Terminal	▶ Contact Resistance	
		: 3mΩ Max(Initial)	
	F : Brass / Pre-Tin	▶ Insulation Resistance	
	▶ Housing	: DC 500V 1,000MΩ Min	
	: Nylon 66	▶ Wire Size	
		: 0.3~3.0mm²	
110 	▶ Terminal Tab Size	▶ Current Rating(85℃, Sn)	373
	: 110	: 10A	
	▶Terminal	▶ Contact Resistance	
	M : Brass / Pre-Tin	: 3mΩ Max(Initial)	
	F : Brass / Pre-Tin	▶ Insulation Resistance	
	▶ Housing	: DC 500V 1,000MΩ Min	
	Nylon 6	▶ Wire Size	
		: 0.3~1.5mm²	
110 WP (Pitch:6.6mm) 	▶ Terminal Tab Size	▶ Current Rating(85℃, Sn)	374
	: 110	: 5A	
	▶Terminal	▶ Contact Resistance	
	M : Brass / Pre-Tin	: 5mΩ Max(Initial)	
	F : Copper Alloy / Pre-Tin	▶ Insulation Resistance	
	▶ Housing	: DC 500V 1,000MΩ Min	
	: PBT	▶ Wire Size	
		: 0.22~0.35mm², 0.22mm² x 2, 0.35mm² x 2	
Ø2.0 (Pitch:6.2mm) 	▶ Terminal Tab Size	▶ Current Rating(85℃, Sn)	378
	: Ø2.0	: 15A	
	▶Terminal	▶ Contact Resistance	
	M : Brass / Pre-Tin	: 5mΩ Max(Initial)	
	F : Brass / Pre-Tin	▶ Insulation Resistance	
	▶ Housing	: DC 500V 1,000MΩ Min	
	: Nylon 6	▶ Wire Size	
		: 0.2~2.0mm²	
Ø1.3 (Pitch:4.5mm) 	▶ Terminal Tab Size	▶ Current Rating(85℃, Sn)	380
	: Ø1.3	: 10A	
	▶Terminal	▶ Contact Resistance	
	M : Brass / Pre-Tin	: 5mΩ Max(Initial)	
	F : Brass / Pre-Tin	▶ Insulation Resistance	
	▶ Housing	: DC 500V 1,000MΩ Min	
	: Nylon 6	▶ Wire Size	
		: 0.3~1.25mm²	

*Allowable current may vary depending no. of poles used, size of the wire, time elapsed, temperature etc.

PRODUCT LINEUP

KOREA ELECTRIC TERMINAL CO., LTD

APPEARANCE	MATERIAL	SPECIFICATION	PAGE
3220 (Pitch:6.2mm) 	▶ Terminal Tab Size : 125 ▶Terminal M : Phos. Bronze / Pre-Tin F : Brass / Pre-Tin ▶ Housing : PBT	▶ Current Rating(85℃, Sn) : 20A ▶ Contact Resistance : 5mΩ Max(Initial) ▶ Insulation Resistance : DC 500V 1,000MΩ Min ▶ Wire Size : 0.8~2.4mm²	382
0709 MULTI 	▶ Terminal Tab Size : 090 / 070 ▶Terminal M : Copper Alloy / Pre-Tin F : Brass / Pre-Tin ▶ Housing : PBT	▶ Current Rating(85℃, Sn) : 15A ▶ Contact Resistance : 5mΩ Max(Initial) ▶ Insulation Resistance : DC 500V 1,000MΩ Min ▶ Wire Size : 0.3~2.4mm²	387
NEW 070 	▶ Terminal Tab Size : 070 ▶Terminal M : Brass / Pre-Tin F : Copper Alloy / Pre-Tin ▶ Housing : PET+PC(GWIT) & PBT	▶ Current Rating(85℃, Sn) : 15A ▶ Contact Resistance : 5mΩ Max(Initial) ▶ Insulation Resistance : DC 500V 1,000MΩ Min ▶ Wire Size : 0.22~2.17mm²	392
070 WP (Pitch:5.8mm) 	▶ Terminal Tab Size : 070 ▶Terminal M : Brass / Pre-Tin F : Copper Alloy / Pre-Tin ▶ Housing : PET+PC(GWIT)	▶ Current Rating(85℃, Sn) : 15A ▶ Contact Resistance : 5mΩ Max(Initial) ▶ Insulation Resistance : DC 500V 1,000MΩ Min ▶ Wire Size : 0.35~2.2mm²	396
1806 D/L (Pitch:6.2mm) 	▶ Terminal Tab Size : 070 ▶Terminal M : Brass / Pre-Tin F : Copper Alloy / Pre-Tin ▶ Housing : PBT	▶ Current Rating(85℃, Sn) : 15A ▶ Contact Resistance : 5mΩ Max(Initial) ▶ Insulation Resistance : DC 500V 1,000MΩ Min ▶ Wire Size : 0.3~2.0mm²	397
1806 (Pitch:8.0mm) 	▶ Terminal Tab Size : 070 ▶Terminal M : Brass / Pre-Tin F : Copper Alloy / Pre-Tin ▶ Housing : Nylon 66	▶ Current Rating(85℃, Sn) : 15A ▶ Contact Resistance : 5mΩ Max(Initial) ▶ Insulation Resistance : DC 500V 1,000MΩ Min ▶ Wire Size : 0.3~2.0mm²	400

*Allowable current may vary depending no. of poles used, size of the wire, time elapsed, temperature etc.

PRODUCT LINEUP

KOREA ELECTRIC TERMINAL CO., LTD

APPEARANCE	MATERIAL	SPECIFICATION	PAGE
1806 PCB (Pitch:6.0mm) (2P:8.0mm) 	▶ Terminal Tab Size : 060 ▶Terminal M : Brass / Pre-Tin F : Copper Alloy / Pre-Tin ▶ Housing : PBT(UL94Vo)	▶ Current Rating(85℃, Sn) : 10A ▶ Contact Resistance : 5mΩ Max(Initial) ▶ Insulation Resistance : DC 500V 1,000MΩ Min ▶ Wire Size : 0.2~0.75mm²	404
060 PCB (Pitch:4.2mm) 	▶ Terminal Tab Size : 060 ▶Terminal M : Brass / Pre-Tin F : Copper Alloy / Pre-Tin ▶ Housing : PBT(UL94Vo)	▶ Current Rating(85℃, Sn) : 10A ▶ Contact Resistance : 5mΩ Max(Initial) ▶ Insulation Resistance : DC 500V 1,000MΩ Min ▶ Wire Size : 0.3~2.0mm²	405
NEW 060 (Pitch:4.2mm) 	▶ Terminal Tab Size 060 ▶Terminal M : Brass / Pre-Tin F : Copper Alloy / Pre-Tin ▶ Housing : PET+PC(GWIT) & PBT	▶ Current Rating(85℃, Sn) : 10A ▶ Contact Resistance : 5mΩ Max(Initial) ▶ Insulation Resistance : DC 500V 1,000MΩ Min ▶ Wire Size : 0.22~1.3mm² & 0.34mm² x 2	406
HYBRID 24P 	▶ Terminal Tab Size 060 ▶Terminal M : Brass / Pre-Tin F : Copper Alloy / Pre-Tin ▶ Housing : PET+PC(GWIT)	▶ Current Rating(85℃, Sn) : 10A / 3A ▶ Contact Resistance : 5mΩ Max(Initial) ▶ Insulation Resistance : DC 500V 1,000MΩ Min / 100MΩ Min ▶ Wire Size : 0.22~1.3mm² & 0.34mm² x 2	410
NEW 050 (Pitch:4.2mm) (WP:5.1mm) 	▶ Terminal Tab Size : 050 ▶Terminal M : Brass / Pre-Tin F : Copper Alloy / Pre-Tin ▶ Housing : PET+PC(GWIT) & Nylon 66	▶ Current Rating(85℃, Sn) : 8A ▶ Contact Resistance : 10mΩ Max(Initial) ▶ Insulation Resistance : DC 500V 1,000MΩ Min ▶ Wire Size : 0.22~0.85mm² & 0.5mm² x 2, 0.85mm² x 2	411
1006 (Pitch:4.2mm) 	▶ Terminal Tab Size : 040 ▶Terminal M : Brass / Pre-Tin F : Copper Alloy / Pre-Tin ▶ Housing : Nylon	▶ Current Rating(85℃, Sn) : 3A ▶ Contact Resistance : 10mΩ Max(Initial) ▶ Insulation Resistance : DC 500V 1,000MΩ Min ▶ Wire Size : 0.13~0.3mm²	415

*Allowable current may vary depending no. of poles used, size of the wire, time elapsed, temperature etc.

PRODUCT LINEUP

KOREA ELECTRIC TERMINAL CO., LTD

APPEARANCE	MATERIAL	SPECIFICATION	PAGE
2.5mm 	▶ Connector Pitch : 2.5mm ▶Terminal M : Brass / Pre-Tin or Tin Plating F : Copper Alloy / Pre-Tin ▶ Housing : PET+PC(GWIT) & Nylon 66	▶ Current Rating(85℃, Sn) : 4A ▶ Contact Resistance : 10mΩ Max(Initial) ▶ Insulation Resistance : 1,000MΩ Min ▶ Wire Size : 0.13~0.3mm²	417
2.5mm IDC WIRE TO BOARD 	▶ Connector Pitch : 2.5mm ▶Terminal M : Brass / Pre-Tin Plating F : Copper Alloy / Pre-Tin ▶ Housing : PET+PC(GWIT) & Nylon 66	▶ Current Rating(85℃, Sn) : 4A ▶ Contact Resistance : 10mΩ Max(Initial) ▶ Insulation Resistance : 1,000MΩ Min ▶ Wire Size : 0.14~0.22mm²	422
2.0mm WIRE TO BOARD 	▶ Connector Pitch : 2.0mm ▶Terminal M : Brass / Pre-Tin or Tin Plating F : Copper Alloy / Pre-Tin ▶ Housing : PET+PC(GWIT) & Nylon 66	▶ Current Rating(85℃, Sn) : 3A ▶ Contact Resistance : 10mΩ Max(Initial) ▶ Insulation Resistance : 1,000MΩ Min ▶ Wire Size : 0.13~0.3mm²	423
2.0mm DUAL 	▶ Connector Pitch : 2.0mm ▶Terminal M : Brass / Pre-Tin or Tin Plating F : Copper Alloy / Pre-Tin ▶ Housing : PET+PC(GWIT) , Nylon 66 & LCP	▶ Current Rating(85℃, Sn) : 3A ▶ Contact Resistance : 10mΩ Max(Initial) ▶ Insulation Resistance : 1,000MΩ Min ▶ Wire Size : 0.13~0.3mm²	426
1.5mm Dual WIRE TO BOARD 	▶ Connector Pitch : 1.5mm ▶Terminal M : Brass / Tin Plating F : Copper Alloy / Pre-Tin ▶ Housing : PET+PC(GWIT)		429
POWER BLOCK (Pitch:17.5mm) 	▶ Terminal Tab Size ▶Terminal M : Brass / Pre-Tin (Power Terminal) ▶ Housing : PHENOL		431

*Allowable current may vary depending no. of poles used, size of the wire, time elapsed, temperature etc.

PRODUCT LINEUP

KOREA ELECTRIC TERMINAL CO., LTD

APPEARANCE	MATERIAL	SPECIFICATION	PAGE
HDMI 	▶Terminal : Copper Alloy (Au Plating over Ni) ▶Shell : SUS (Ni Plating) ▶Insulator : Engineering Plastic	▶ Current Rating(85℃, Sn) : 0.5A ▶ Contact Resistance : 30mΩ Max(Initial) ▶ Insulation Resistance : 100MΩ Min	440
030 WP 	▶ Terminal Tab Size : 030 ▶Terminal M : Brass / Pre-Tin F : Copper Alloy / Pre-Tin ▶ Housing : PBT	▶ Current Rating(85℃, Sn) : 3A ▶ Contact Resistance : 5mΩ Max(Initial) ▶ Insulation Resistance : DC 500V 100MΩ Min ▶ Wire Size : 0.13~0.3mm²	441
USB TYPE-C 	▶ Housing : PA or Engineering Plastic ▶ Contact : Copper Alloy / Pre-Tin ▶ Latch : Stainless Steel ▶ Shell : Stainless Steel	▶ Current Rating(85℃, Sn) : 3A ▶ Contact Resistance : 40mΩ Max(Initial) ▶ Insulation Resistance : 100MΩ Min	442

*Allowable current may vary depending no. of poles used, size of the wire, time elapsed, temperature etc.











AUTOMOTIVE CONNECTOR

As the biggest connector maker in Korea, KET is growing into a foremost total component maker through expanding business into high-tech components for optical and mobile communications. Based on the advanced technology and the sound financial structure, KET delivers differentiated customer satisfaction.

KET

020 CONNECTOR

CHARACTERISTICS

- The blade width of male terminal for this connector is 0.020 inch(Distinctive features).
  1. 2.0mm terminal pitch
  2. Pre-set spacer
  3. Double locking mechanism to prevent terminal push-out
  4. Unification of spacer assures complete terminal insertion

Ⓐ



Ⓑ

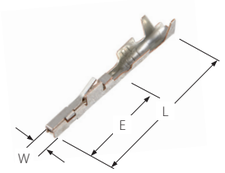

TERMINAL

Part No.	Wire Range(mm²)			Material	Dimension(mm)			Type
	AWG	JASO	ISO	Finish	L	E	W	
ST 731407-3	26-24	CHFUS 0.13-0.22		Copper Alloy (Pre-Tin)	12.9	5.5	1.0	Ⓐ
ST 731403-3	22	AVSS0.3 CIVUS 0.35						
ST 731535-3	26-24	CHFUS 0.13-0.22			13.55	6.8	0.95	Ⓑ
ST 731462-3	22	AVSS 0.3 CIVUS 0.35						



Ⓐ : Housing Lance Type Ⓑ : Terminal Lance Type

SPECIFICATION

Current Rating(85°C, Sn)	5.5A (0.35SQ)
Temperature Range	- 40 ~ 85°C
Contact Resistance	10mΩ Max(Initial)
Insulation Resistance	DC 500V 100MΩ Min
Wire Size	0.13 - 0.35mm²
Housing	PBT

DERATING CURVE

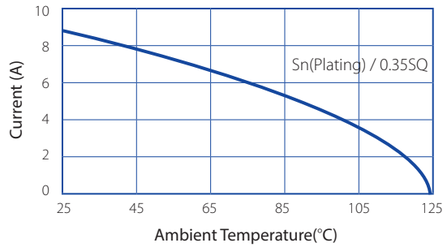

HOUSING

Poles	Female
12	**MG 655794**  Suitable Terminal : Ⓐ **MG 655815**  Suitable Terminal : Ⓐ **MG 655814**  Suitable Terminal : Ⓐ **MG 656835**  Suitable Terminal : Ⓐ **MG 656971(A), MG 656807(B) MG 656844(C), MG 656882(D)**  Suitable Terminal : Ⓑ

020 CONNECTOR

KOREA ELECTRIC TERMINAL CO., LTD

HOUSING

Poles	Female
16	**MG 656969**  Suitable Terminal : Ⓑ
24	**MG 656893** 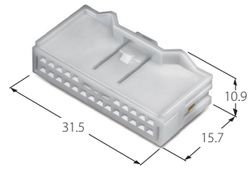 Suitable Terminal : Ⓐ
32	**MG 657039**  Suitable Terminal : Ⓑ **MG 657238**  Suitable Terminal : Ⓑ

025II CONNECTOR

Ⓐ



Ⓑ



CHARACTERISTICS

- The 025II connector is super mini connector with blade width of 0.025 inch.
- Double locking mechanism to prevent terminal push-out
- Inertial locking structure prevents incomplete assembly of connectors.
- Improved workability through pro-set type spacer/holder structure

TERMINAL

Part No.	Wire Range(mm²)			Material	Dimension(mm)			Type
	AWG	JASO	ISO	Finish	L	E	W	
ST 731374-3	26-24	CHFUS 0.13-0.22	FLRY-A 0.13-0.22 FLCUMG02RY 0.13	Copper Alloy (Pre-Tin)	15.5	7.0	1.5	Ⓐ
ST 731374-G				Copper Alloy (Au)				
ST 731375-3	22-20	AVSS 0.3-0.5 CIVUS 0.35-0.5	FLRY-A 0.35, FLRY-B 0.5	Copper Alloy (Pre-Tin)				
ST 731375-G				Copper Alloy (Au)				
ST 741345-3	26-24	CHFUS 0.13-0.22	FLRY-A 0.13-0.22 FLCUMG02RY 0.13	Brass(Pre-Tin)	22.3	0.64	0.64	Ⓑ
ST 741345-G				Brass(Au)				
ST 741346-3	22-20	AVSS 0.3-0.5 CIVUS 0.35-0.5	FLRY-A 0.35, FLRY-B 0.5	Brass(Pre-Tin)				
ST 741346-G				Brass(Au)				
ST 741421-3	26-24	CHFUS 0.13-0.22	FLRY-A 0.13-0.22 FLCUMG02RY 0.13	Copper Alloy (Pre-Tin)				
ST 741422-3	22-20	AVSS 0.3-0.5 CIVUS 0.35-0.5	FLRY-A 0.35, FLRY-B 0.5	Copper Alloy (Pre-Tin)				

SPECIFICATION

Current Rating(85°C, Sn)	9A (0.5SQ)
Temperature Range	- 40 ~ 85°C
Contact Resistance	10mΩ Max(Initial)
Insulation Resistance	DC 500V 100MΩ Min
Wire Size	0.13 - 0.5 mm²
Housing	PBT

DERATING CURVE

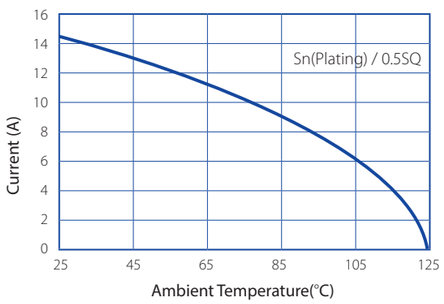

025II CONNECTOR
KOREA ELECTRIC TERMINAL CO., LTD

HOUSING

Poles	Female			
4	MG 656923 	8	MG 656930 	MG 656924 
14	MG 656892 	18	MG 656929 	
20	MG 655757 			
24	MG 655743 	MG 655761 	MG 655758 	
28	MG 655762 	MG 655759 	32	MG 655744  MG 655709 
36	MG 655760 		40	MG 655708 

C025 CONNECTOR

KOREA ELECTRIC TERMINAL CO., LTD

A

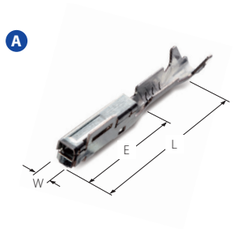

B

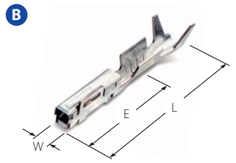

C

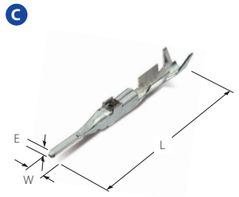

D

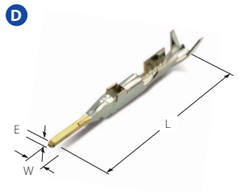

CHARACTERISTICS

- The C025 connector is super mini connector with blade width of 0.025 inch.
- Double locking mechanism to prevent terminal push-out
- Inertial locking structure prevents incomplete assembly of connectors.
- Improved workability thought pro-set type spacer/holder structure

TERMINAL

Part No.	Wire Range(mm²)			Material	Dimension(mm)			Type
	AWG	JASO	ISO	Finish	L	E	W	
ST 731542-3	26-24	CHFUS 0.13-0.22	FLRY-A 0.13-0.22 FLCUMG02RY 0.13	Copper Alloy(Pre-Tin)	14.85	6.6	1.45	A
ST 731542-7								
ST 731410-3	24	CHFUS 0.22		Copper Alloy(Pre-Tin)				
ST 731410-G				Copper Alloy(Au)				
ST 731410-7				Copper Alloy(Pre-Tin)				
ST 731409-3	22-20	AVSS 0.3-0.5	FLRY-A 0.35					B
ST 731409-G		AVSS 0.3-0.5 CIVUS 0.35-0.5	FLRY-A 0.35, FLRY-B 0.5	Copper Alloy(Au)				
ST 731409-7				Copper Alloy(Pre-Tin)				
ST 731562-3								
ST 741444-3	26-24	CHFUS 0.13-0.22	FLRY-A 0.13-0.22 FLCUMG02RY 0.13		21.9	0.64	0.69	C
ST 741444-7								
ST 741361-3	24	CHFUS 0.22						
ST 741361-G				Copper Alloy(Au)				
ST 741361-7				Copper Alloy(Pre-Tin)				
ST 741360-3	22-20	AVSS 0.3-0.5	FLRY-A 0.35					D
ST 741360-G		AVSS 0.3-0.5 CIVUS 0.35-0.5	FLRY-A 0.35, FLRY-B 0.5	Copper Alloy(Au)				
ST 741360-7				Copper Alloy(Pre-Tin)				

SPECIFICATION

Current Rating(85°C, Sn)	9A (0.5SQ)
Temperature Range	- 40 ~ 85°C
Contact Resistance	10mΩ Max(Initial)
Insulation Resistance	DC 500V 100MΩ Min
Wire Size	0.13 - 0.5 mm²
Housing	PBT

DERATING CURVE

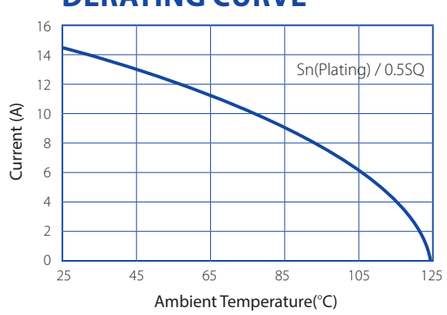

C025 CONNECTOR
KOREA ELECTRIC TERMINAL CO., LTD

HOUSING

Poles	Female	Male
2	**MG 657063** 	**MG 646283** 
3	**MG 657204** 	
4	**MG 657032** 	**MG 646217** 
6	**MG 657278** 	**MG 646550**  (Moving Plate Type)
10	**MG 657044** 	**MG 646256** 
40	**MG 656872** 	**MG 656873** 

025 WP CONNECTOR



CHARACTERISTICS

- The 025 connector is super mini waterproof connector with blade width of 0.025 inch.
- Double locking mechanism to prevent terminal push-out
- Inertial locking structure prevents incomplete assembly of connectors.
- Improved workability through pro-set type spacer/ holder structure

TERMINAL

Part No.	Wire Range(mm^2)			Material	Dimension(mm)			Type
	AWG	JASO	ISO	Finish	L	E	W	
ST 731363-3	24	AESSXF 0.22		Copper Alloy (Pre-Tin)	15.5	7.0	1.5	A
ST 731364-3	22-20	AESSXF 0.3-0.5 CIVUS 0.35-0.5	FLR2X-A 0.35 FLR2X-B 0.5 ECS 0.3		9.8	5.1	1.4	B
ST 741337-3	24	AESSXF 0.22			22.3	0.64	0.64	C
ST 741338-3	22-20	AESSXF 0.3-0.5 CIVUS 0.35-0.5	FLR2X-A 0.35 FLR2X-B 0.5 ECS 0.3		17.25			D

A

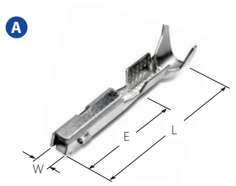

C



WIRE SEAL

Part No.	Wire Insulation Range (Standard)	Material	Color	Dimension(mm)		Type
				L	E	
MG 685622	Ø1.1-Ø1.2	Silicone	Yellow	5.4	Ø3.2	E
MG 685387	Ø1.25-Ø1.4		Blue			
MG 685388	Ø1.5-Ø1.6		Red			
MG 685416	025 WP DUMMY SEAL		Green	6.7		F

E



F



SPECIFICATION

Current Rating(85°C, Sn)	9A (0.5SQ)
Temperature Range	- 40 ~ 125°C
Contact Resistance	10mΩ Max(Initial)
Insulation Resistance	DC 500V 100MΩ Min
Wire Size	0.22 - 0.5 mm^2
Housing	PBT

DERATING CURVE

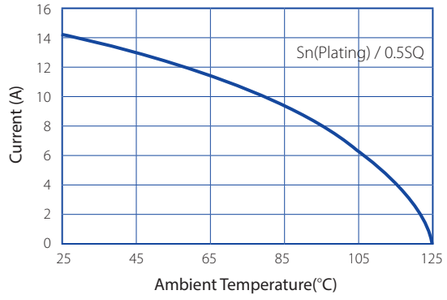

025 WP CONNECTOR

KOREA ELECTRIC TERMINAL CO., LTD

HOUSING

Poles	Female	Male
4	**MG 645854** 	**MG 655806** 
6	**MG 645722** 	**MG 655669**  **MG 645983** 
	MG 645873 	**MG 655820** 
8	**MG 645723** 	**MG 655670** 

025 WP(RH) CONNECTOR

KOREA ELECTRIC TERMINAL CO., LTD

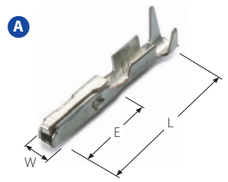

▶ RH connector is super mini warterproof connector with blade width of 0.025 inch. (Distinctive features).

- Improved vibration resistance
- Inertial locking structure prevents incomplete assembly of connectors.
- Improved workability through pre-set type front holder structure



TERMINAL

Part No.	Wire Range(mm²)			Material	Dimension(mm)			Type
	AWG	JASO	ISO	Finish	L	E	W	
ST 730963-3	24-22	AESSXF 0.22-0.3, CIVUS 0.35	FLR2X-A 0.35	Copper Alloy(Pre-Tin)	14.85	6.0	1.45	A
ST 730963-G				Copper Alloy(Au)				
ST 730962-3	20	AVSSXF 0.5	FLR2X-B 0.5	Copper Alloy(Pre-Tin)				
ST 730962-G		CIVUS 0.5		Copper Alloy(Au)				
ST 731435-3	22	AEXHF 0.3, AEXHF-BS 0.3		Copper Alloy(Pre-Tin)	21.9	13.65	1.45	
ST 730961-3	18	CIVUS 0.75						
ST 730961-G				Copper Alloy(Au)				

WIRE SEAL

Part No.	Wire Insulation Range (Standard)	Material	Color	Dimension(mm)		Type
				L	E	
MG 683293	Ø1.2-Ø1.4	Silicone	Green	6.6	Ø2.85	B
MG 683292	Ø1.4-Ø1.7		Brown		Ø2.8	
MG 683292-N	Ø1.7-Ø1.9					
MG 683290	025 WP(RH), DUMMY SEAL		Gray	6.0	Ø2.9	C

SPECIFICATION

Current Rating(85°C, Sn)	9A (0.5SQ)
Temperature Range	- 40 ~ 125°C
Contact Resistance	10mΩ Max(Initial)
Insulation Resistance	DC 500V 100MΩ Min
Wire Size	0.22 - 0.75 mm²
Housing	PBT

DERATING CURVE

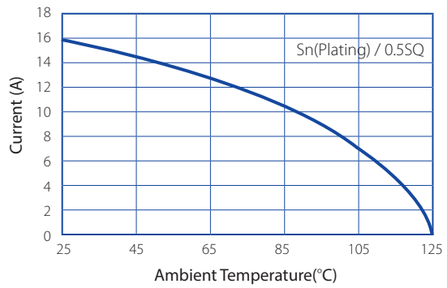

HOUSING

Poles	Female			
2	MG 644111 	MG 656776 	4	MG 643278 
6	MG 643284 		8	MG 645066  (025 5P+187 3P)

C025 WP CONNECTOR

KOREA ELECTRIC TERMINAL CO., LTD

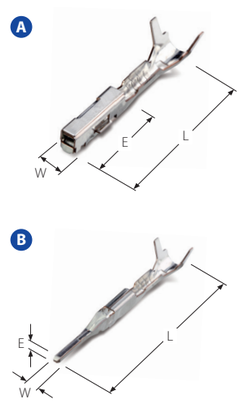

▶ Miniature waterproof connector with its tab size of 0.025 inch

▶ Signifiant improvement in water-proof function with individual wire seal

▶ Double locking system eliminates terminal push-out.

TERMINAL

Part No.	Wire Range(mm²)			Material	Dimension(mm)			Type
	AWG	JASO	ISO	Finish	L	E	W	
ST 731442-3	24	AESSXF 0.22 AVSSXF 0.22 CHFUS 0.22 AVSSHF 0.22	FLR2X-A 0.22	Copper Alloy (Pre-Tin)	15.5	6.6	1.45	A
ST 731442-7								
ST 731441-3	22-20	AESSXF 0.3-0.5 AVSSXF 0.3-0.5 CIVUS 0.35-0.5	FLR2X-A 0.35 FLR2X-B 0.5					
ST 731441-7								
ST 741379-3	24	AESSXF 0.22 AVSSXF 0.22 CHFUS 0.22 AVSSHF 0.22	FLR2X-A 0.22		22.8	0.64	0.69	B
ST 741379-7								
ST 741378-3	22-20	AESSXF 0.3-0.5 AVSSXF 0.3-0.5 CIVUS 0.35-0.5	FLR2X-A 0.35 FLR2X-B 0.5					
ST 741378-7								

WIRE SEAL

Part No.	Wire Insulation Range (Standard)	Material	Color	Dimension(mm)		Type
				L	E	
MG 685534	Ø1.1-Ø1.2	Silicone	Yellow	5.4	Ø3.4	C
MG 685567			Black			D
MG 685516	Ø1.3-Ø1.5		Green			C
MG 685568			Blue			E
MG 685517	Ø1.6-Ø1.7		Red			C
MG 685518	C025 WP DUMMY SEAL		Orange	7.2		F

C 

D 

E 

F 

SPECIFICATION

Current Rating(85°C, Sn)	9A (0.5SQ)
Temperature Range	- 40 ~ 125°C
Contact Resistance	10mΩ Max(Initial)
Insulation Resistance	DC 500V 100MΩ Min
Wire Size	0.22 - 0.5 mm²
Housing	PBT

DERATING CURVE

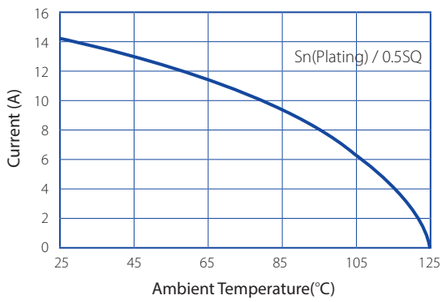

C025 WP CONNECTOR

KOREA ELECTRIC TERMINAL CO., LTD

HOUSING

Poles	Female	Male
2	**MG 656894(Shot Bar Type)** 	**MG 646056** 
6	**MG 657056** 	**MG 646272** 
8	**MG 656940** 	**MG 646043** 
10	**MG 656900** 	**MG 646061** 
12	**MG 656901** 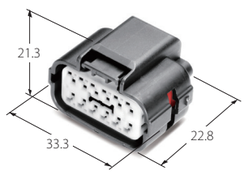	**MG 646062** 

TERMINAL

Ⓐ 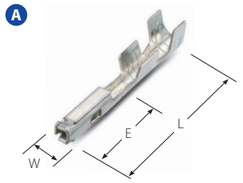

Ⓑ 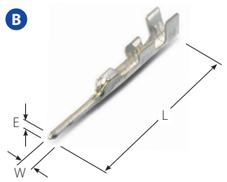

Part No.	Wire Range(mm²)			Material	Dimension(mm)			Type
	AWG	JASO	ISO	Finish	L	E	W	
ST 731005-3	26-24	AVSS 0.22 CHFUS 0.13-0.22	FLRY-A 0.22 FLCUMG02RY 0.13	Copper Alloy (Pre-Tin)	15.2	5.8	1.45	Ⓐ
ST 731463-3	22-20	CIVUS 0.35-0.5	FLRY-A 0.35 FLRY-B 0.5					
ST 730913-3		AVSS 0.3-0.5	FLRY-B 0.5					
ST 730913-G								
ST 730914-3	18	CIVUS 0.75						
ST 741450-3	26-24	CHFUS 0.13-0.22	FLRY-A 0.13-0.22 FLCUMG02RY 0.13		19.9	0.64	0.8	Ⓑ
ST 740928-3	22-20	CIVUS 0.35-0.5	FLRY-B 0.35-0.5					
ST 740928-G								
ST 740929-3	18	CIVUS 0.75						

SPECIFICATION

Current Rating(85°C, Sn)	8.5A (0.5SQ)
Temperature Range	- 40 ~ 85°C
Contact Resistance	10mΩ Max(Initial)
Insulation Resistance	DC 500V 100MΩ Min
Wire Size	0.13-0.75 mm²
Housing	PBT

DERATING CURVE

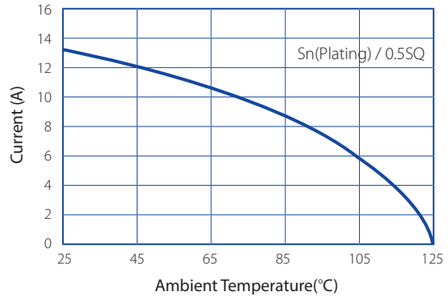

HOUSING

Poles	Female	Male
2	**MG 652630** 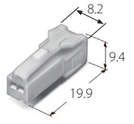 **MG 657158 (Cover Type)** 	**MG 643269** 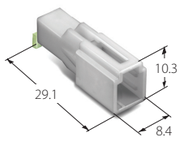
3	**MG 651444(PBT)** **MG 654503(HPA)** 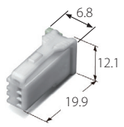	**MG 643272** 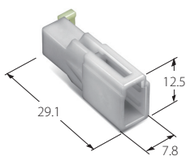
12	**MG 651397** 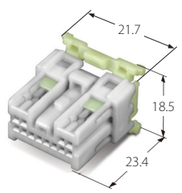	**MG 641394** **MG 643148(HPA)** 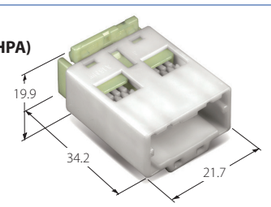

030(91A) CONNECTOR

KOREA ELECTRIC TERMINAL CO., LTD

HOUSING

Poles	Female	Male
16	**MG 651428** 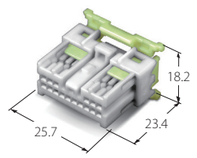	**MG 641425** **MG 643151(HPA)** 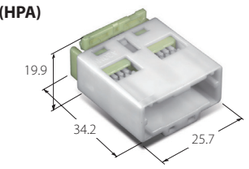
20	**MG 651412** 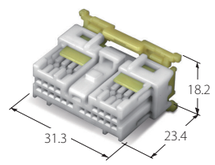	**MG 641409** 

- The blade width of male terminal for this connector is 0.030 inch (Distinctive Features).

1. Right/Left PITCH = 2mm, Top/Bottom PITCH=2.54mm
2. Double locking mechanism to prevent terminal push-out
3. Unification of rear holder assures complete terminal insertion.
4. Female terminal is made up of two parts and utilizes highly reliable contact.

HOUSING

Poles	Female		
6	**MG 651439** 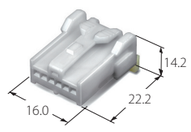 **MG 651441**  **MG 653275** 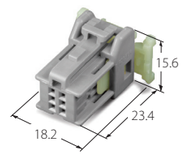	8	**MG 651434**  **MG 652633** 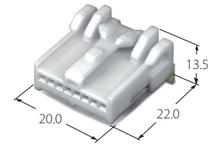
12	**MG 651400** 	20	**MG 651436** 

040III CONNECTOR

KOREA ELECTRIC TERMINAL CO., LTD

A

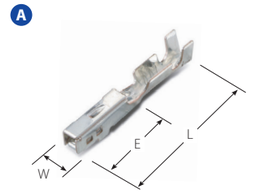

B

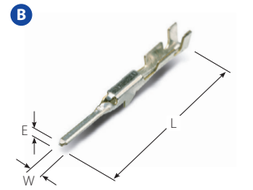



TERMINAL

Part No.	Wire Range(mm²)			Material	Dimension(mm)			Type
	AWG	JASO	ISO	Finish	L	E	W	
ST 731007-3	24	AVSS 0.22 CHFUS 0.13-0.22	FLRY-A 0.22 FLCUMG02RY 0.13	Copper Alloy (Pre-Tin)	16.3	7.0	1.85	A
ST 730770-3	22-20	AVSS 0.3-0.5 CIVUS 0.35-0.5	FLRY-A,B 0.35-0.5		15.9			
ST 730960-3	18	AVSS 0.85, CIVUS 0.75	FLRY-B 0.75					
ST 741445-3	26-24	CHFUS 0.13-0.22	FLRY-A 0.13-0.22 FLCUMG02RY 0.13		23.8	0.64	1.0	B
ST 741015-3	24	AVSS 0.22 CHFUS 0.22	FLRY-A 0.22					
ST 740771-3	22-20	AVSS 0.3-0.5 CIVUS 0.35-0.5	FLRY-A,B 0.35-0.5					
ST 740959-3	18	AVSS 0.85, CIVUS 0.75	FLRY-B 0.75					

- Miniaturized non waterproof connector with its tab size of 0.040 inch(1.0mm).
- Housing with a spacer structure makes connection work easier and enhanced double lock function with rear holder, preventing loose connection/disconnection.

SPECIFICATION

Current Rating(85°C, Sn)	11A (0.75SQ)
Temperature Range	- 40 ~ 85°C
Contact Resistance	10mΩ Max(Initial)
Insulation Resistance	DC 500V 100MΩ Min
Wire Size	0.13 - 0.85 mm²
Housing	PBT

DERATING CURVE

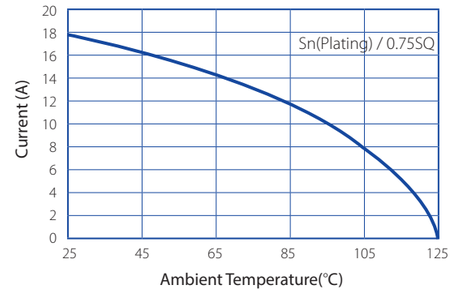

HOUSING

Poles	Female		
2	**MG 654806** 	6	**MG 654809** 
12	**MG 611330** 	8	**Male** **MG 644801** 

040III CONNECTOR

HOUSING

Poles	Female	Male
2	**MG 652987** 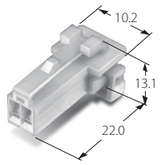	**MG 642984** 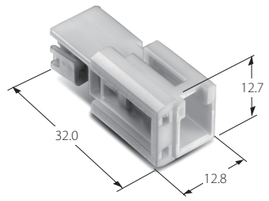
		MG 643248 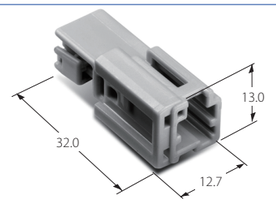 Suitable Connector : Y7283-5973-40(YAZAKI)
3	**MG 652993** 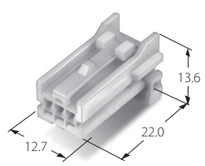	**MG 642990** 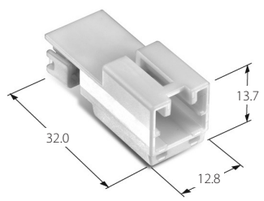
4	**MG 652999** 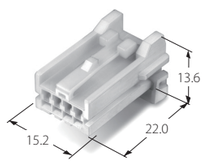	**MG 642996** 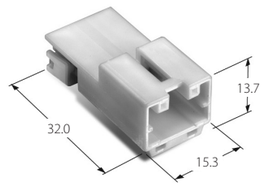
6	**MG 653005** 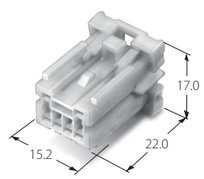	**MG 643002** 
	MG 653251 	

040III CONNECTOR

KOREA ELECTRIC TERMINAL CO., LTD

HOUSING

Poles	Female	Male
7	**MG 653605** 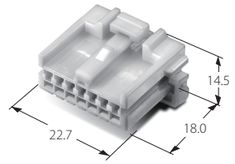	
8	**MG 653257** 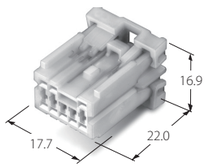	**MG 643261** 
	MG 653254 	
10	**MG 653329** 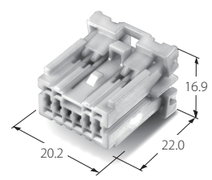	
12	**MG 653012, MG 653012K** 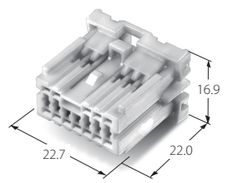	**MG 643009** 
16	**MG 653019** 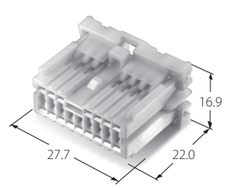	**MG 643016** 

HOUSING

Poles	Female	Male
18	**MG 652945** 	**MG 642941** 
20	**MG 653026** 	**MG 643023** 
22	**MG 652983** 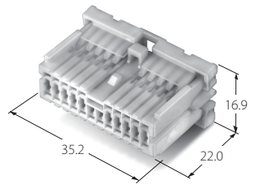	**MG 642979** 
24	**MG 653033** 	**MG 643030** 
	MG 653537 	

040 WP(RK) SERIES

- Miniature waterproof connector with its tab size of 0.040 inch(1.0mm)
- Connectors suitable for allowable current of 3A. Double locking structure with rear holder ensuring complete connection

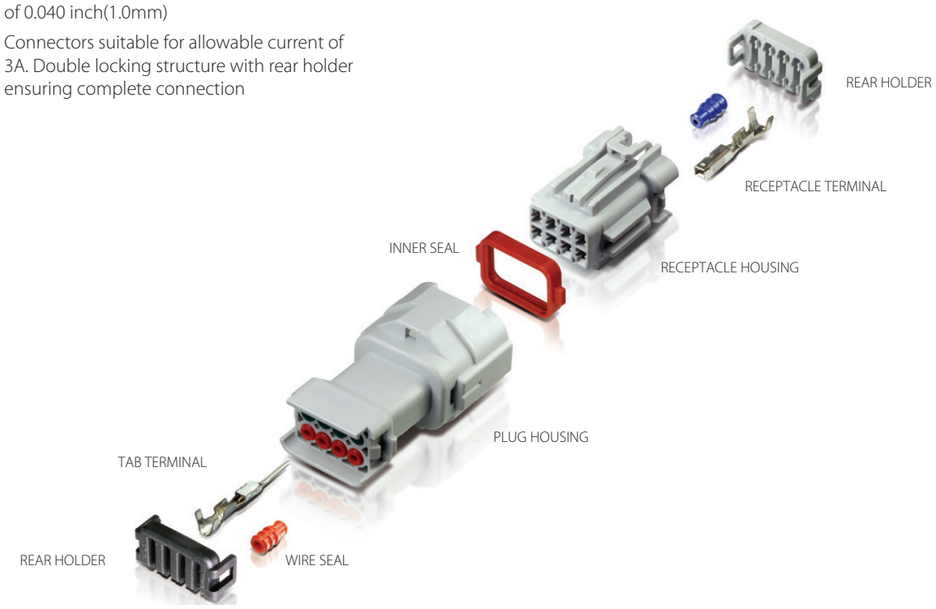

A



B

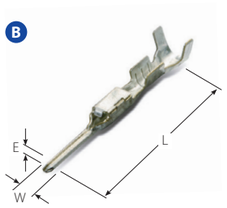

TERMINAL

Part No.	Wire Range(mm²)			Material	Dimension(mm)			Type
	AWG	JASO	ISO	Finish	L	E	W	
ST 731598-3	24	AET2-100 0.22	FLR2X-A 0.35, FLR2X-B 0.5	Copper Alloy (Pre-Tin)	15.8	6.5	2.05	A
ST 730924-3	22-20	AVX/AEX 0.5 AVXF/AEXF 0.5 CIVUS 0.35-0.5						
ST 730924-G				Copper Alloy(Au)				
ST 730925-3	18	CIVUS 0.75	FLR2X-B 0.75	Copper Alloy (Pre-Tin)				
ST 730925-G				Copper Alloy(Au)				
ST 740926-3	22-20	CIVUS 0.35-0.5	FLR2X-A 0.35 FLR2X-B 0.5	Brass (Pre-Tin)	22.0	0.64	1.0	B
ST 740927-3	18	CIVUS 0.75	FLR2X-B 0.75					

040 WP(RK) CONNECTOR

WIRE SEAL

Part No.	Wire Insulation Range (Standard)	Material	Color	Dimension(mm)		Type
				L	E	
MG 682620	Ø1.1-Ø1.5	Silicone	Blue	7.45	Ø3.8	D
MG 682621	Ø1.5-Ø1.8		Red			
MG 685384	Ø2.0-Ø2.1					
MG 682622	RK DUMMY SEAL		Green	6.1	Ø4.1	E

D







E



SPECIFICATION

Current Rating(85°C, Sn)	10A (0.75SQ)
Temperature Range	- 40 ~ 125°C
Contact Resistance	5mΩ Max(Initial)
Insulation Resistance	DC 500V 100MΩ Min
Wire Size	0.13 - 0.75 mm²
Housing	PBT

DERATING CURVE

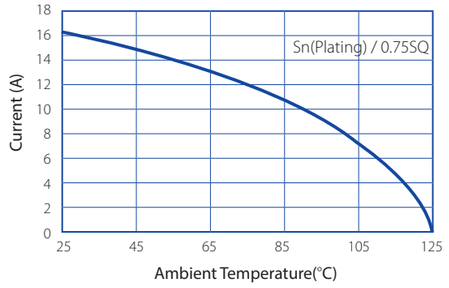

040 WP(RK) CONNECTOR

KOREA ELECTRIC TERMINAL CO., LTD

HOUSING

Poles	Female	Holder	Male	Holder
2	MG 642599 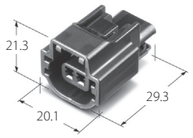	MG 632600 (Rear Holder) 		
	MG 613216 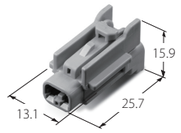	MG 633217 (Front Holder) 	MG 642597 	MG 632600 (Rear Holder) 
	MG 613214 	MG 633215 (Front Holder) 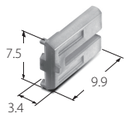		
	MG 613218 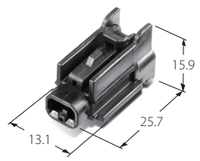	MG 633217 (Front Holder) 	MG 643219 	MG 633221 (Front Holder) 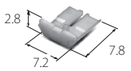
3	MG 642605 	MG 632606 (Rear Holder) 		
	MG 612603 		MG 642602 	MG 632606 (Rear Holder) 

040 WP(RK) CONNECTOR

KOREA ELECTRIC TERMINAL CO., LTD

HOUSING

Poles	Female	Holder	Male	Rear Holder
3	**MG 643222** 	**MG 633228** **(Front Holder)** 		
	MG 643226 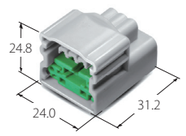			
6	**MG 612612** 	**MG 632613** **(Rear Holder)** 	**MG 642611** 	**MG 632672**
8	**MG 642615** 	**MG 632616** **(Rear Holder)** 		
	MG 613097 	**MG 633098** **(Front Holder)** 	**MG 643095** 	**MG 633096** 
	MG 613232 	**MG 633233** **(Front Holder)** 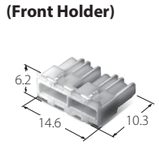		

040 WP(RK) CONNECTOR

KOREA ELECTRIC TERMINAL CO., LTD

HOUSING

Poles	Female	Holder	Male	Front Holder
8	**MG 643380** 	**MG 633382** **(Front Holder)** 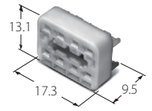	**MG 613406** 	**MG 633408** 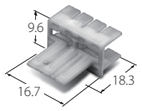
	MG 643383 		**MG 613407** 	
9	**MG 613234** (040 8P+250 1P)	**MG 633235** **(Front Holder)** 	**MG 643236** 	**MG 633238**
10	**MG 643385** 	**MG 633387** **(Front Holder)** 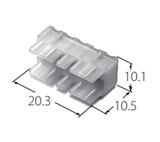	**MG 613409** 	**MG 633410** 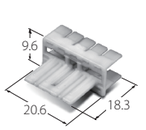
	MG 642618 	**MG 632619** **(Rear Holder)** 		
	MG 613239 	**MG 633240** **(Front Holder)** 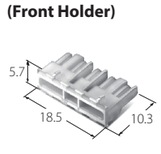		

040 WP(RK) CONNECTOR

KOREA ELECTRIC TERMINAL CO., LTD

040WP CONNECTOR(SENSOR)

Poles	Female	
2	**MG 644146** 	**MG 645696** 
4	**MG 644145** 	
8	**MG 644803** 	**Male MG 644801** 

CHARACTERISTICS

- Miniaturized waterproof/ non waterproof connector with its tab size of 0.040 inch (1.0mm)
- One step CPA operation eliminates standard CPA operation.
- Spring loaded slider (CPA) to prevent incomplete mating



HOUSING

Poles	Female	
2	**MG 645084** Suitable Terminal : 7116-4220-08(7B16-4220-08) Suitable Housing : 7282-5524-70(7C82-5524-70) Suitable Wire Seal : 7158-3070-80 	**MG 645088** Suitable Terminal : 7116-4221-08 Suitable Housing : 7282-5073-70(7C82-5073-70) Suitable Wire Seal : 7158-3070-80 
	MG 645752 Suitable Terminal : 7116-4220-08(7B16-4220-08) Suitable Housing : 7282-5524-70(7C82-5073-70) Suitable Wire Seal : 7158-3070-80 	**MG 645753** Suitable Terminal : 7116-4221-08 Suitable Housing : 7282-5073-70(7C82-5073-70) Suitable Wire Seal : 7158-3070-80 
	MG 645900 Suitable Terminal : 7116-4221-08 Suitable Housing : 7282-5524-70(7C82-5073-70) Suitable Wire Seal : 7158-3070-80 	**MG 645901** Suitable Terminal : 7116-4220-08(7B16-4220-08) Suitable Housing : 7282-5524-70(7C82-5524-70) Suitable Wire Seal : 7158-3070-80 
	MG 656932 Suitable Terminal : 7116-4221-08 Suitable Housing : 450224 / 450225 Suitable Wire Seal : 7158-3070-80 	**MG 656933** Suitable Terminal : 7116-4221-08 Suitable Housing : 450224 / 450225 Suitable Wire Seal : 7158-3070-80 
	MG 656999, MG 657084, MG 657136, MG 657137 Suitable Terminal : ST 731488-G Suitable Housing : 95920-L2100 Suitable Wire Seal : MG 680713/MG 680714 	**MG 656946** Suitable Terminal : ST 731488-G Suitable Housing : 95920-M5000 Suitable Wire Seal : MG 680713/MG 680714 
	MG 656859 Suitable Terminal : ST 731274-G Suitable Wire Seal : MG 683894/MG 683895 	4 — **MG 655420** Suitable Terminal : 7116-4233-08(7B16-4233-08) Suitable Housing : 7282-6134-70(7C82-6134-70) 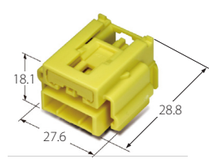

58V(SP) WP CONNECTOR

KOREA ELECTRIC TERMINAL CO., LTD

Ⓐ

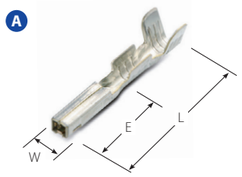

Ⓑ

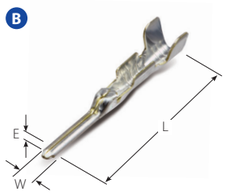

- Small size multi-pole connectors designed for electronic equipment mounted on automobiles.
- High density, multi-pole type with 2.54mm pitch
- Two-piece type with a spring part inside female terminal. It provides more mechanical and electric reliability as well as durability and contact system reinforcement.
- Double lock type with rear holder designed to prevent backing-out and incomplete terminal insertion after inserting terminal into housing.

TERMINAL

Part No.	Wire Range(mm²)			Material	Dimension(mm)			Type
	AWG	JASO	ISO	Finish	L	E	W	
ST 731549-3	26-24	CHFUS 0.13-0.22	FLRY-A 0.13-0.22 FLCUMG02RY 0.13	Brass (Pre-Tin)	18.5	9.6	1.2	Ⓐ
ST 731414-3	22-20	AVSS 0.3, CIVUS 0.35						
ST 730517-3	22-20	AVS, AVSS 0.3 -0.5 CIVUS 0.35-0.5	FLR2X-B 0.35-0.5		14.8	5.8	1.9	
ST 741138-3		CIVUS 0.5	FLR2X-A 0.35		18.5	0.64	1.2	Ⓑ

WIRE SEAL

Part No.	Wire Insulation Range (Standard)	Material	Color	Dimension(mm)		Type
				L	E	
MG 685230	Ø0.8-Ø1.0	Silicone	Black	3.6	13.9	Ⓒ
MG 684132	Ø1.4-Ø1.6		Green			
MG 685231	Ø0.8-Ø1.0		Blue			Ⓓ
MG 684133	Ø1.4-Ø1.6		Red			
MG 685470	Ø0.8-Ø1.0		Blue		16.9	Ⓔ
MG 685449	Ø1.4-Ø1.6		Red			

Ⓒ



Ⓓ



Ⓔ



SPECIFICATION

Current Rating(85°C, Sn)	10A (0.5SQ)
Temperature Range	- 40 ~ 125°C
Contact Resistance	5mΩ Max(Initial)
Insulation Resistance	DC 500V 100MΩ Min
Wire Size	0.13 - 0.5 mm²
Housing	PBT

DERATING CURVE

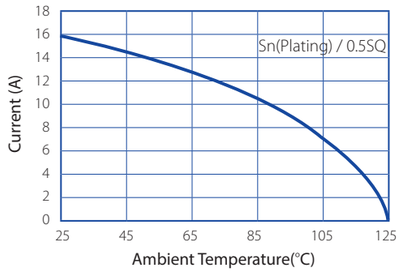

HOUSING

Poles	Female / Rear Holder		Male / Rear Holder	
6	MG 614130	MG 634131	MG 644483	MG 634131
				
	Suitable Seal : Ⓒ		Suitable Seal : Ⓒ	
8	MG 615591	MG 635691	MG 645825	MG 635691
				
	Suitable Seal : Ⓓ		Suitable Seal : Ⓓ	

050 CONNECTOR

KOREA ELECTRIC TERMINAL CO., LTD

Ⓐ

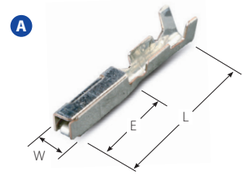

Ⓑ





TERMINAL

Part No.	Wire Range(mm²)			Material	Dimension(mm)			Type
	AWG	JASO	ISO	Finish	L	E	W	
ST 731008-3	26-24	CHFUS 0.13-0.22 AVSS 0.22	FLRY-A 0.22 FLCUMG02RY 0.13	Brass (Pre-Tin)	15.8	7.2	1.8	Ⓐ
ST 730751-3	22-20	AVS 0.3-0.5 CIVUS 0.35-0.5	FLRY-A 0.35 FLRY-B 0.5					
ST 741009-3	24	AVSS 0.22	FLRY-A 0.22 FLCUMG02RY 0.13		21.75	0.64	1.25	Ⓑ
ST 740753-3	22-20	AVS 0.3-0.5 CIVUS 0.35-0.5	FLRY-A 0.35 FLRY-B 0.5					

- The blade width of male terminal for this connector is 0.050 inch and small size multi-pole connectors.
  1. (Distinctive features) Double terminal locking system eliminates terminal push-out (Housing lance, rear holder)
  2. Connectors can not be mated if preset terminal spacer is not in full-lock position.

SPECIFICATION

Current Rating(85°C, Sn)	9.6A (0.5SQ)
Temperature Range	- 40 ~ 85°C
Contact Resistance	5mΩ Max(Initial)
Insulation Resistance	DC 500V 100MΩ Min
Wire Size	0.13 - 0.5 mm²
Housing	PBT

DERATING CURVE

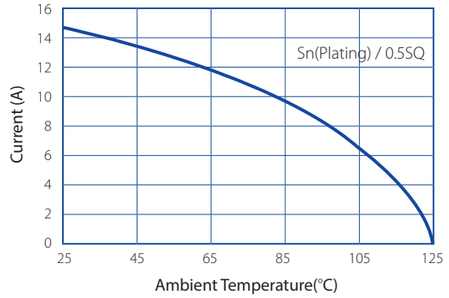

HOUSING

Poles	Female			
2	MG 651586		5	MG 614354
	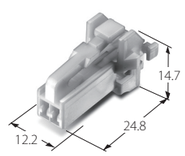			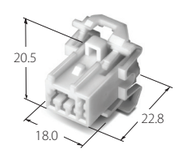

050 CONNECTOR

KOREA ELECTRIC TERMINAL CO., LTD

HOUSING

Poles	Female / Spacer	Male / Spacer
7	**MG 614010** 	
10	**MG 651580** 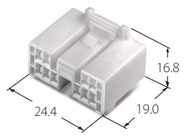	**MG 641577** 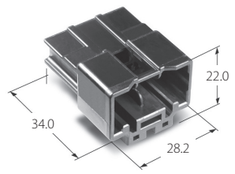
15	**MG 651598** 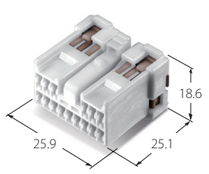	**MG 641595** 
18	**MG 651575** 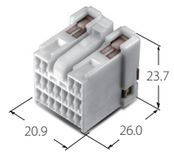	**MG 641572** 
21	**MG 611987** **MG 631988**  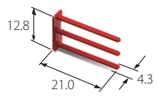	**MG 623343** **MG 631988**  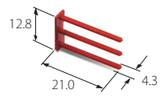
23	**MG 651563** 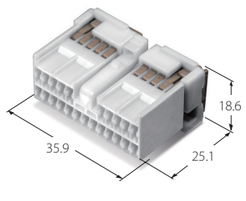	**MG 641560** 

Ⓐ

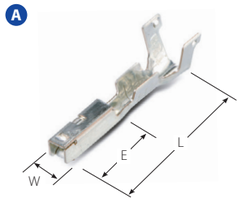

Ⓑ

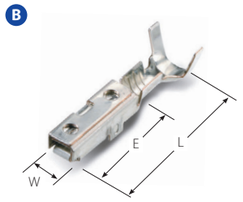

Ⓒ

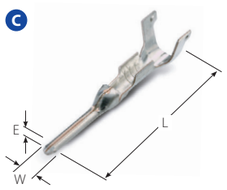

Ⓓ

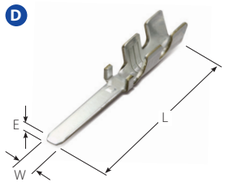

TERMINAL

Part No.	Wire Range(mm^2)			Material	Dimension(mm)			Type
	AWG	JASO	ISO	Finish	L	E	W	
ST 730622-3	22-18	AVS 0.3-0.5 CIVUS 0.5-0.75	FLR2X-B 0.5-0.75	Copper Alloy(Pre-Tin)	14.9	6.2	1.8	Ⓐ
ST 730622-G				Copper Alloy(Au)				
ST 730622-GE								
ST 730622-S				Copper Alloy(Ag)				
ST 731188-3			FLR2X-A 0.35	Copper Alloy(Pre-Tin)				
ST 731188-G				Copper Alloy(Au)				
ST 731316-3	22	AVSS 0.3 AVXF 0.3 AESSXF 0.3 CIVUS 0.35		Copper Alloy(Pre-Tin)				
ST 731316-G				Copper Alloy(Au)				
ST 731557-3	24	AESSXF 0.22	-	Copper Alloy(Ag)				
ST 731488-3	22-20	AESSXF 0.3-0.5 CIVUS 0.35-0.5	-	Copper Alloy(Pre-Tin)				
ST 731488-G				Copper Alloy(Au)				
ST 731488-4				Copper Alloy(Ag)				
ST 731516-3			FLR2X-A 0.35-0.5	Copper Alloy(Pre-Tin)				
ST 731516-G				Copper Alloy(Au)				
ST 731516-4				Copper Alloy(Ag)				
ST 731565-4	18-16	AESSXF 0.85-1.25	-					
ST 730689-3	22-20	AVSS 0.3-0.5 CIVUS 0.35-0.5	FLR2X-A 0.35, FLR2X-B 0.5	Copper Alloy(Pre-Tin)	16.9	9.0	2.9	Ⓑ
ST 730689-S				Copper Alloy(Ag)				
ST 730689-G				Copper Alloy(Au)				
ST 730732-3	18-16	AVSS 0.85-1.25 AVSSXF 1.0-1.5 CIVUS 0.75-1.0	FLR2X-B 0.75-1.5	Copper Alloy(Pre-Tin)				
ST 730732-S				Copper Alloy(Ag)				
ST 730733-3	14	AVSS 2.0	-	Copper Alloy(Pre-Tin)				
ST 730733-S				Copper Alloy(Ag)				
ST 741453-3	24	AESSXF 0.22	FLR2X-A 0.35	Copper Alloy(Pre-Tin)	19.7	0.64	1.2	Ⓒ
ST 741365-3	22-18	AVSS 0.3-0.5 CIVUS 0.35		Copper Alloy(Pre-Tin)				
ST 741365-G				Copper Alloy(Au)				
ST 740709-3	22-18	AVS 0.3-0.5 CIVUS 0.5-0.75	FLR2X-B 0.5-0.75	Copper Alloy(Pre-Tin)				
ST 740709-G				Copper Alloy(Au)				
ST 740630-3	18-16	AVS 0.8-1.25	-	Brass(Pre-Tin)	26.3	0.6	2.25	Ⓓ

WIRE SEAL(SSD)

Part No.	Wire Insulation Range (Standard)	Material	Color	Dimension(mm)		Type
				L	E	
MG 685627	Ø1.1-Ø1.3	Silicone	Blue	7.8	6.0	Ⓔ
MG 680713	Ø1.4-Ø1.6		Red			
MG 680714	Ø1.8-Ø2.0		Green			
MG 685540	Ø1.4-Ø1.7		Yellow	7.75	Ø3.8	Ⓕ
MG 680715	Dummy Seal		Black	8.2	6.2	Ⓖ

Ⓔ





Ⓕ

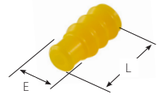

Ⓖ



Suitable Terminal Ⓒ : SWP Wire Seal

SSD & 0509 WP CONNECTOR

KOREA ELECTRIC TERMINAL CO., LTD

SPECIFICATION

Current Rating(85°C, Sn)	11A (0.75SQ)
Temperature Range	- 40 ~ 125°C
Contact Resistance	5mΩ Max(Initial)
Insulation Resistance	DC 500V 100MΩ Min
Wire Size	0.3 - 0.75 mm^2
Housing	PBT / PA6-GF30

DERATING CURVE

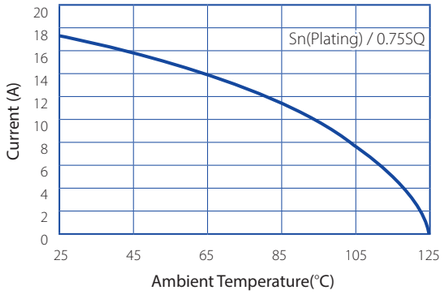

Poles	Female
2	**MG 657070(A), MG 657073(D)**  Suitable Terminal : ST 731516, ST 731565 Suitable Wire Seal : MG 682622

SSD & 0509 WP CONNECTOR

KOREA ELECTRIC TERMINAL CO., LTD

CHARACTERISTICS

- Small size, multi-pole, and waterproof connector for automobiles
- Designed for parts which require low voltage and waterproof function : Perfect for engine room and transmission, etc.
- Hybrid structure holds both .050"and .090"terminals.
- Double Locking system with a rear holder
- Individual waterproof seal

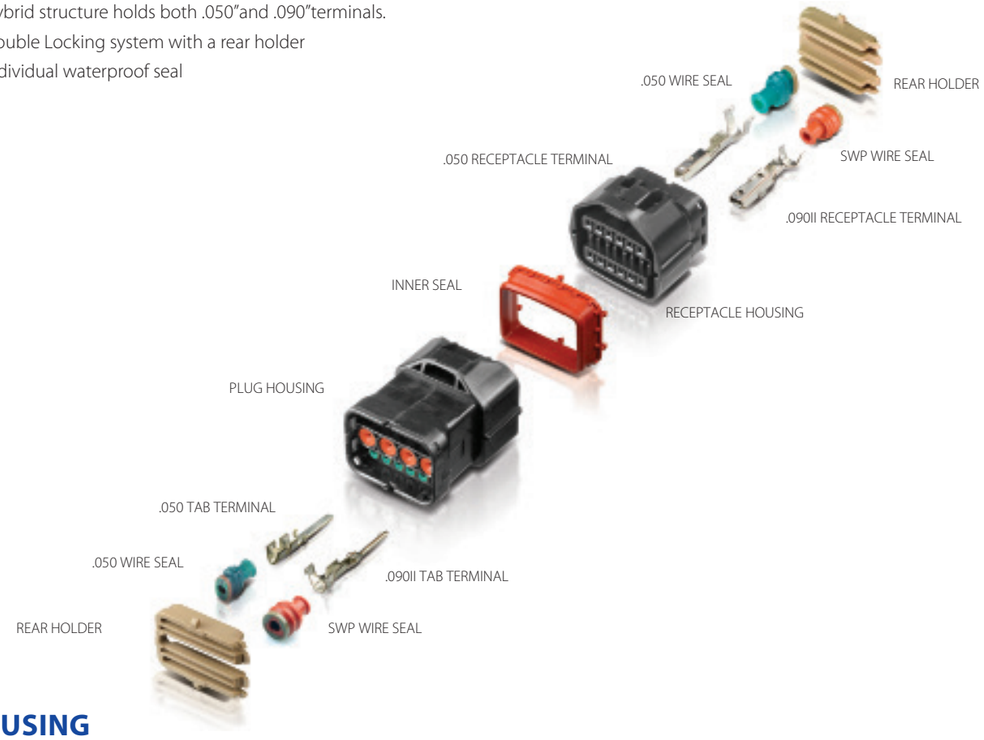

HOUSING

Poles	Female	Male	Rear Holder
1	**MG 640703** 	**MG 610701** 	**MG 630704** 
2	**MG 640707** **MG 642562(ATM)** 	**MG 610705** 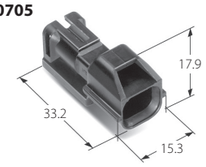	**MG 630708** 
3	**MG 641234** 	**MG 611611** 	**MG 631233** 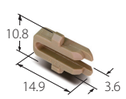

SSD & 0509 WP CONNECTOR

KOREA ELECTRIC TERMINAL CO., LTD

HOUSING

Poles	Female	Male / Rear Holder	Rear Holder
3	**MG 641295**  **MG 643744(A)**  **MG 643746(B)** 		**MG 631233** 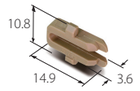
4	**MG 641238** 	**MG 611236** 	**MG 631237** 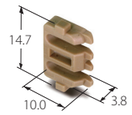
6	**MG 641627** 	**MG 611624** 	**MG 631626** 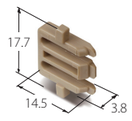
10	**MG 643793**  (050 WP 6P+090II WP 4P)		**MG 631289** 
	MG 641288(B)  (050 WP 6P+090 4P)	**MG 612716(ATM)-(HPA) MG 631286**  	
	MG 641299(A)  (050 WP 6P+090II WP 4P)		

SSD & 0509 WP CONNECTOR

KOREA ELECTRIC TERMINAL CO., LTD

HOUSING

Poles	Female	Male	Rear Holder
12	**MG 640711**  (050 WP 8P+090II SWP 4P)	**MG 610709** 	**MG 630712** 
		MG 612626(HPA) 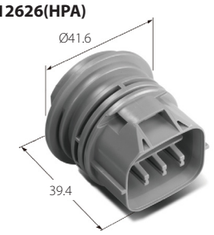	**MG 632627** 
	MG 643739  (050 WP 8P+090II SWP 4P)	**MG 613740** 	**MG 630712** 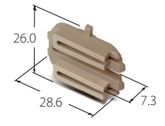
16	**MG 641767**  (050 WP 12P+090II WP 4P)	**MG 611764** 	**MG 631766** 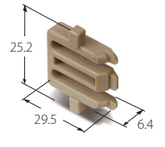

C060 CONNECTOR

KOREA ELECTRIC TERMINAL CO., LTD

Ⓐ



Ⓑ

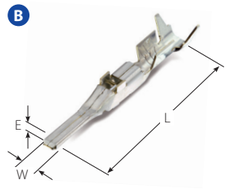

- The 060 connector is non waterproof connector with blade width of 0.060 inch (0.64mm).
- Double locking mechanism to prevent terminal push-out, pre-set holder
- Unification of spacer assures complete terminal insertion.

TERMINAL

Part No.	Wire Range(mm²) AWG	JASO	ISO	Material Finish	Dimension(mm) L	E	W	Type
ST 731566-3	26	CHFUS 0.13	FLRY-A 0.13, FLCUMG02RY 0.13	Copper Alloy (Pre-Tin)	14.75	6.5	2.3	Ⓐ
ST 731566-7				Copper Alloy (Pre-Tin LFP)				
ST 731413-3	24	CHFUS 0.22	FLRY-A 0.22	Copper Alloy (Pre-Tin)				
ST 731413-7				Copper Alloy (Pre-Tin LFP)				
ST 731538-3	22-20	CIVUS 0.35-0.5	-	Copper Alloy (Pre-Tin)				
ST 731538-7				Copper Alloy (Pre-Tin LFP)				
ST 731412-3		AVSS 0.3-0.5	FLRY-A 0.35, FLRY-B 0.5	Copper Alloy (Pre-Tin)				
ST 731412-7				Copper Alloy (Pre-Tin LFP)				
ST 731487-3	18	-	FLALUY 0.75	Copper Alloy (Pre-Tin)				
ST 731487-7				Copper Alloy (Pre-Tin LFP)				
ST 731539-3	18	CIVUS 0.75-1.0	-	Copper Alloy (Pre-Tin)				
ST 731539-7				Copper Alloy (Pre-Tin LFP)				
ST 731411-3	18-16	AVSS 0.6-1.25 AVSSXF 1.0	FLRY-B 0.75-1.0	Copper Alloy (Pre-Tin)				
ST 731411-7				Copper Alloy (Pre-Tin LFP)				
ST 731479-3	16	FLALUY 1.25	-	Copper Alloy (Pre-Tin)				
ST 731479-7				Copper Alloy (Pre-Tin LFP)				
ST 741443-3	26	CHFUS 0.13	FLCUMG02RY 0.13, FLRY-A 0.13	Brass(Pre-Tin)	23.0	0.64	1.5	Ⓑ
ST 741443-7				Brass(Pre-Tin LFP)				
ST 741364-3	24	CHFUS 0.22 FLRY-A 0.22	-	Brass(Pre-Tin)				
ST 741364-7				Brass(Pre-Tin LFP)				
ST 741440-3	22-20	CIVUS 0.35-0.5	-	Brass(Pre-Tin)				
ST 741440-7				Brass(Pre-Tin LFP)				
ST 741363-3		AVSS 0.3, 0.5	FLRY-A 0.35, FLRY-B 0.5	Brass(Pre-Tin)				
ST 741363-7				Brass(Pre-Tin LFP)				
ST 741412-3	18	FLALUY 0.75	-	Brass(Pre-Tin)				
ST 741412-7				Brass(Pre-Tin LFP)				
ST 741441-3	24	CIVUS 0.75-1.0	-	Brass(Pre-Tin)				
ST 741441-7				Brass(Pre-Tin LFP)				
ST 741362-3	18-16	AVSS 0.6-1.25 AVSSXF 1.0	FLRY-B 0.75-1.0	Brass(Pre-Tin)				
ST 741362-7				Brass(Pre-Tin LFP)				
ST 741406-3	16	-	FLALUY 1.25	Brass(Pre-Tin)				
ST 741406-7				Brass(Pre-Tin LFP)				

SPECIFICATION

Current Rating(85°C, Sn)	13.5A (1.25SQ)
Temperature Range	- 40 ~ 85°C
Contact Resistance	5mΩ Max(Initial)
Insulation Resistance	DC 500V 100MΩ Min
Wire Size	0.13 - 1.25 mm²
Housing	PBT

DERATING CURVE

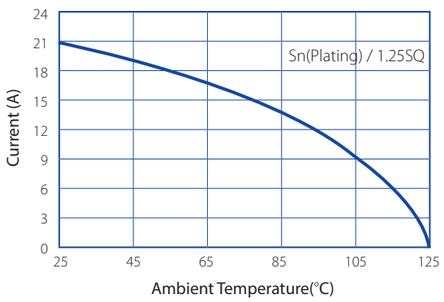

N060 CONNECTOR

KOREA ELECTRIC TERMINAL CO., LTD

Ⓐ



Ⓑ





TERMINAL

Part No.	Wire Range(mm²) AWG	JASO	ISO	Material Finish	Dimension(mm) L	E	W	Type
ST 731541-3	26	CHFUS 0.13	FLRY-A 0.13, FLCUMGO2RY 0.13	Copper Alloy (Pre-Tin)	16.2	8.5	2.2	Ⓐ
ST 731334-3	24	CHFUS 0.22, AVSS 0.22	FLRY-A 0.22					
ST 731335-3	22-20	AVSS 0.35-0.5, CIVUS 0.35-0.5, AEXF 0.5, AEXFH 0.35-0.5	FLRY-A,B 0.35-0.5					
ST 731335-G				Copper Alloy (Au)				
ST 731486-3	18	-	FLALUY 0.75	Copper Alloy (Pre-Tin)				
ST 731336-3	18-16	AVSS 0.6-1.25 CIVUS 0.7-1.0 AVSSXF 1.0 CIVUS 0.75-1.0	FLALUY 0.35+0.35, FLRY-B 0.5+0.5, FLRY-A 0.35+FLRY-B 0.5		16.7			
ST 731478-3	16	-	FLALUY 1.25		16.2			
ST 741331-3	26	CHFUS 0.13-0.22, AVSS 0.22	FLRY-A 0.13-0.22, FLCUMGO2RY 0.13	Brass(Pre-Tin)	22.7	0.64	1.5	Ⓑ
ST 741332-3	22-20	AVSS 0.3-0.5,	CIVUS 0.35-0.5, FLRY-A,B 0.3-0.5					
ST 741332-G		AEXF 0.5		Brass(Au)				
ST 741411-3	18	-	FLALUY 0.75	Brass(Pre-Tin)				
ST 741333-3	18-16	AVSS 0.85-1.25, AEXF 0.85, AVSS 0.6-1.0, CIVUS 0.7-1.0, AVSSXF 1.0, CIVUS 0.75-1.0	FLRY-A 0.35+FLRY-B 0.5, FLRY-B 0.5+0.5, FLRY-A,B 0.75-.15		23.2			
ST 741405-3	16	-	FLALUY 1.25		22.7			

SPECIFICATION

Current Rating(85°C, Sn)	15.5A (1.5SQ)
Temperature Range	- 40 ~ 85°C
Contact Resistance	5mΩ Max(Initial)
Insulation Resistance	DC 500V 100MΩ Min
Wire Size	0.13 - 1.5 mm²
Housing	PBT

DERATING CURVE

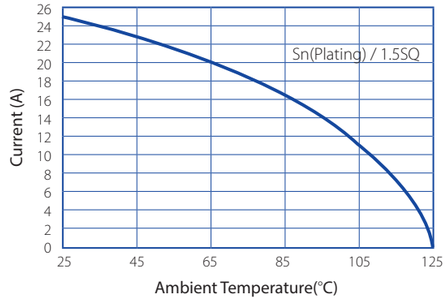

N060 CONNECTOR

KOREA ELECTRIC TERMINAL CO., LTD

CHARACTERISTICS

- The 060 connector is non waterproof connector with blade width of 0.060 inch (0.64mm).
- Double locking mechanism to prevent terminal push-out, pre-set holder
- Unification of spacer assures complete terminal insertion.



HOUSING

Poles	Female	Male
2	**MG 655593** 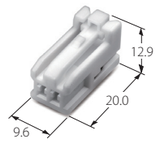	**MG 645590** 
4	**MG 655598** 	**MG 645595** 
6	**MG 655574** 	**MG 645571** 
8	**MG 655603** 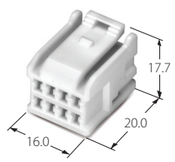	**MG 645600** 
10	**MG 655608** 	**MG 645605** 

N060 CONNECTOR

KOREA ELECTRIC TERMINAL CO., LTD

HOUSING

Poles	Female	Male
12	**MG 655613** 	**MG 645610** 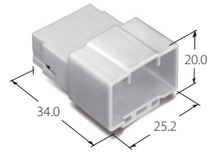
14	**MG 655618** 	**MG 645615** 
16	**MG 655623** 	**MG 645620** 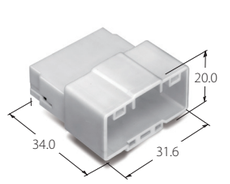
18	**MG 655628** 	**MG 645625** 
20	**MG 655633** 	**MG 645630** 
22	**MG 655638** 	**MG 645635** 

060(0.8T) CONNECTOR

KOREA ELECTRIC TERMINAL CO., LTD

Ⓐ

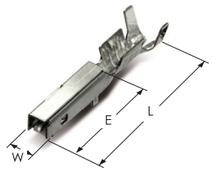

Ⓑ

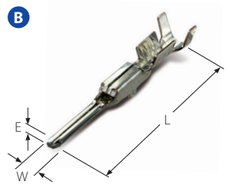

TERMINAL

Part No.	Wire Range(mm²)			Material	Dimension(mm)			Type
	AWG	JASO	ISO	Finish	L	E	W	
ST 731267-3	24	CHFUS(AVSS) 0.22	-	Copper Alloy (Pre-Tin)	19.0	10.0	2.5	Ⓐ
ST 731268-3	22-20	AVSS 0.3-0.5, CIVUS 0.35-0.5	-					
ST 731269-3	18-16	AVSS 0.85-1.25, AVSSXF 1.0	-					
ST 741270-3	24	CHFUS(AVSS) 0.22	-		25.3	0.8	1.5	Ⓑ
ST 741271-3	22-20	AVSS 0.3-0.5	-					
ST 741272-3	18-16	AVSS 0.85-1.25, AVSSXF 1.0	-					

- The 060 connector is non waterproof connector with blade width of 0.060 inch (0.64mm).
- Double locking mechanism to prevent terminal push-out, pre-set holder
- Unification of spacer assures complete terminal insertion.

SPECIFICATION

Current Rating(85°C, Sn)	15A (1.25SQ)
Temperature Range	- 40 ~ 85°C
Contact Resistance	5mΩ Max(Initial)
Insulation Resistance	DC 500V 100MΩ Min
Wire Size	0.22 - 1.25 mm²
Housing	PBT

DERATING CURVE

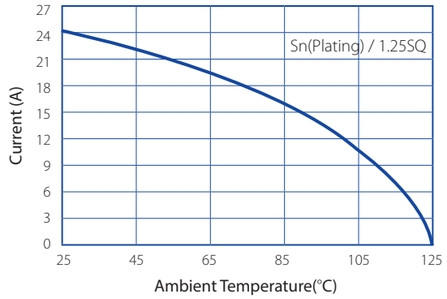

HOUSING

Poles	Female	Male
10	**MG 655175** 	**MG 645172** 

060(62C) CONNECTOR

KOREA ELECTRIC TERMINAL CO., LTD

Ⓐ



Ⓑ



TERMINAL

Part No.	Wire Range(mm²)			Material	Dimension(mm)			Type
	AWG	JASO	ISO	Finish	L	E	W	
ST 731572-3	26-24	CHFUS 0.13-0.22	-	Copper Alloy (Pre-Tin)	19.1	9.4	2.5	Ⓐ
ST 730703-3	24-22	AVS 0.22-0.30	-					
ST 731464-3	22-20	CIVUS 0.35-0.5	-					
ST 730704-3	20-18	AVS 0.50-0.85	-					
ST 731498-3	18	-	FLALUY 0.75					
ST 731499-3	16	-	FLALUY 1.25	Brass (Pre-Tin)	22.9	0.6	1.5	Ⓑ
ST 741462-3	26-24	CHFUS 0.13-0.22	-					
ST 740719-3	24-22	AVS 0.30	-					
ST 740720-3	20-18	AVS 0.50-0.85	-					

- Miniaturization and weight reduction of existing s-type connector of 58 series (Distinctive features).
  1. Improved hinge rear holder mating for easy connection
  2. Double terminal locking system eliminates terminal push-out (Housing lance, rear holder).
  3. Stable/secure mating action between male and female connectors



SPECIFICATION

Current Rating(85°C, Sn)	11A (0.85SQ)
Temperature Range	- 40 ~ 85°C
Contact Resistance	5mΩ Max(Initial)
Insulation Resistance	DC 500V 100MΩ Min
Wire Size	0.13 - 0.85 mm²
Housing	PBT

DERATING CURVE

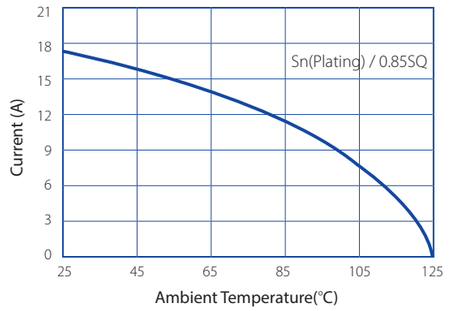

HOUSING

▶Suitable CLIP: SDL, SWP Type

Poles	Female	Male
2	**MG 611271** 	**MG 621386**  **MG 641300** 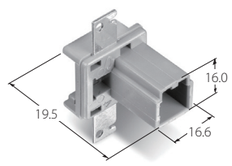
	MG 611272 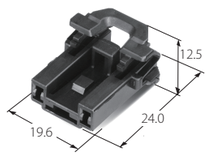	**MG 621387** 

060(62C) CONNECTOR

KOREA ELECTRIC TERMINAL CO., LTD

HOUSING

Poles	Female / Spacer	Male
2	**MG 611273** 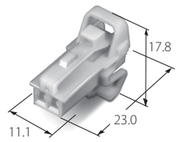	**MG 621388** 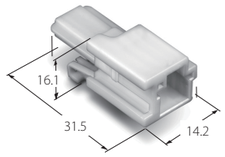
3	**MG 611297** 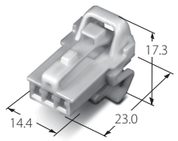 **MG 611530** 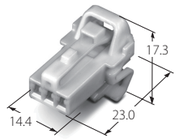	
4	**MG 611275** 	**MG 621389** 
	MG 611274 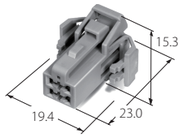	
6	**MG 611276**  **MG 611277** 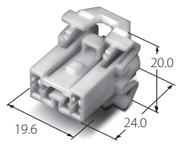	
8	**MG 611278** 	
14	**MG 611280** 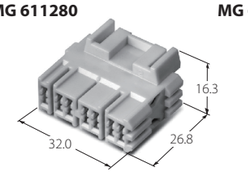 **MG 631279** 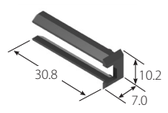	

060II CONNECTOR

KOREA ELECTRIC TERMINAL CO., LTD

Ⓐ



TERMINAL

Part No.	Wire Range(mm²)			Material	Dimension(mm)			Type
	AWG	JASO	ISO	Finish	L	E	W	
ST 730796-3	22-20	AVSS(AVX) 0.3-0.5	-	Copper Alloy (Pre-Tin)	20.7	10.0	2.5	Ⓐ
ST 730796-G				Copper Alloy (Au)				
ST 730797-3	18-16	AVSS 0.85-1.25	-	Copper Alloy (Pre-Tin)				
ST 730797-G				Copper Alloy (Au)				

SPECIFICATION

Current Rating(85°C, Sn)	13.5A (1.25SQ)
Temperature Range	-45 ~ 85°C
Contact Resistance	5mΩ Max(Initial)
Insulation Resistance	DC 500V 100MΩ Min
Wire Size	0.3 - 1.25 mm²
Housing	PBT

DERATING CURVE

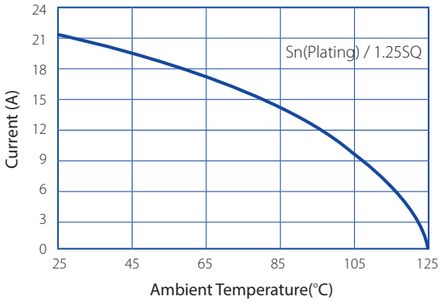

HOUSING

Poles	Female
10	**MG 655347** 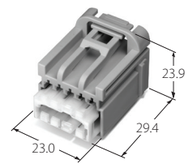
16	**MG 651804**  **MG 651803**  **MG 651802** 

C060 WP CONNECTOR

Ⓐ



Ⓑ

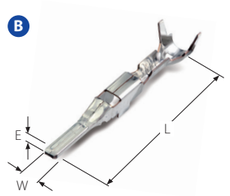

- The 060 connector is waterproof connector with blade width of 0.060 inch (0.64mm).
- Double locking mechanism to prevent terminal push-out, pre-set holder
- Unification of spacer assures complete terminal insertion.

TERMINAL

Part No.	Wire Range(mm²) AWG	JASO	ISO	Material Finish	Dimension(mm) L	E	W	Type
ST 731440-3	24	AESSXF 0.22	-	Copper Alloy (Pre-Tin)	15.4	6.5	2.3	Ⓐ
ST 731440-7				Copper Alloy (Pre-Tin LFP)				
ST 731439-3	22-20	FPA 0.3, CIVUS 0.35-0.5, AVSSXF,AESSXF 0.3-0.5	FLR2X-A,B 0.35-0.5	Copper Alloy (Pre-Tin)				
ST 731439-7				Copper Alloy (Pre-Tin LFP)				
ST 731439-G				Copper Alloy (Au)				
ST 731438-3	18-16	CIVUS 0.75-1.0, AVSSXF, AESSXF 0.75-1.25	FLR2X-B 0.75-1.0	Copper Alloy (Pre-Tin)				
ST 731438-7				Copper Alloy(Pre-Tin LFP)				
ST 731531-3	17-15	CIVUS 1.0	FLR2X-A,B 1.0-1.5	Copper Alloy(Pre-Tin)				
ST 731531-7				Copper Alloy(Pre-Tin LFP)				
ST 741377-3	24	AESSXF 0.22	-	Copper Alloy(Pre-Tin)	23.65	0.64	1.5	Ⓑ
ST 741377-7				Copper Alloy(Pre-Tin LFP)				
ST 741376-3	22-20	FPA 0.3, CIVUS 0.35-0.5, AVSSXF, AESSXF 0.3-0.5	FLR2X-A,B 0.35-0.5	Copper Alloy(Pre-Tin)				
ST 741376-7				Copper Alloy(Pre-Tin LFP)				
ST 741376-G				Copper Alloy(Au)				
ST 741375-3	18-16	CIVUS 0.75-1.0, AVSSXF, AESSXF 0.75-1.25	FLR2X-B 0.75-1.0	Copper Alloy(Pre-Tin)				
ST 741375-7				Copper Alloy(Pre-Tin LFP)				
ST 741439-3	17	CIVUS 1.0	FLR2X-A,B 1.0-1.5	Copper Alloy(Pre-Tin)				
ST 741439-7				Copper Alloy(Pre-Tin LFP)				

WIRE SEAL

Part No.	Wire Insulation Range (Standard)	Material	Color	Dimension(mm) L	E	Type
MG 685570	Ø1.0-Ø1.2	Silicone	Yellow	6.65	Ø4.4	Ⓒ
MG 685513	Ø1.4-Ø1.6		Green			
MG 685514	Ø1.8-Ø2.3		Red			
MG 685519	C060 WP DUMMY SEAL		Orange	7.2	Ø4.5	Ⓓ

Ⓒ



Ⓓ



C060 WP CONNECTOR

KOREA ELECTRIC TERMINAL CO., LTD

SPECIFICATION

Current Rating(85°C, Sn)	15.5A (1.5SQ)
Temperature Range	- 40 ~ 125°C
Contact Resistance	5mΩ Max(Initial)
Insulation Resistance	DC 500V 100MΩ Min
Wire Size	0.22-1.5mm²
Housing	PBT, GF15

DERATING CURVE

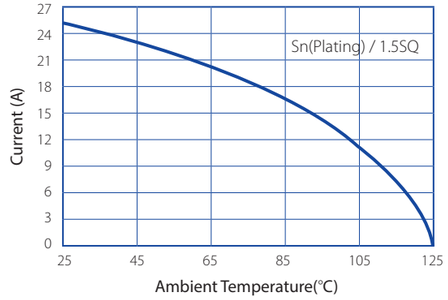

HOUSING

Poles	Female	Male
10	MG 656902 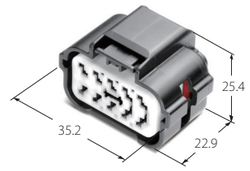	MG 646063 

N060 WP CONNECTOR

Ⓐ



Ⓑ

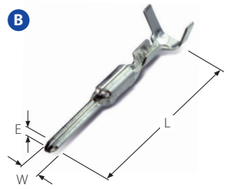

- The 060 connector is waterproof connector with blade width of 0.060 inch (0.64mm).
- Double locking mechanism to prevent terminal push-out, pre-set holder
- Unification of spacer assures complete terminal insertion.



TERMINAL

Part No.	Wire Range(mm²) AWG	JASO	ISO	Material Finish	Dimension(mm) L	E	W	Type
ST 731367-3	26~24	AESSXF 0.13~0.22	FLR2X-A 0.13~0.22	Copper Alloy(Pre-Tin)	17.5	8.5	2.2	Ⓐ
ST 731368-3	22~20	AESSXF 0.3~0.5	FLR2X-A 0.35 FLRX2-B 0.5	Copper Alloy(Pre-Tin)				
ST 731368-S				Copper Alloy(Ag)				
ST 731369-3	18~16	AESSXF 0.75~1.25	FLRX2-B 0.5 0.75~1.25	Copper Alloy(Pre-Tin)				
ST 731369-S				Copper Alloy(Ag)				
ST 741340-3	26~24	AESSXF 0.13~0.22	FLR2X-A 0.13~0.22	Copper Alloy(Pre-Tin)	24.7	0.64	1.5	Ⓑ
ST 741341-3	22~20	AESSXF 0.3~0.5	FLR2X-A 0.35 FLRX2-B 0.5	Copper Alloy(Pre-Tin)				
ST 741341-S				Copper Alloy(Ag)				
ST 741342-3	18~16	AESSXF 0.75~1.25	FLRX2-B 0.5 0.75~1.25	Copper Alloy(Pre-Tin)				
ST 741342-S				Copper Alloy(Ag)				

WIRE SEAL

Part No.	Wire Insulation Range (Standard)	Material	Color	Dimension(mm) L	E	Type
MG 685389	Ø0.9~Ø1.2	Silicone	Blue	6.8	Ø4.9	Ⓒ
MG 685390	Ø1.4~Ø1.6		Red			
MG 685391	Ø1.8~Ø2.1		Green			
MG 685392	Ø2.2		Black			
MG 685393	Ø2.7		Gray			
MG 685394	N060 WP DUMMY SEAL		Green	6.2	Ø5.0	Ⓓ
MG 685502	N060 WP DUMMY SEAL		Orange	8.7	Ø5.6	Ⓔ

Ⓒ Ⓓ Ⓔ



SPECIFICATION

Current Rating(85°C, Sn)	14A (1.25SQ)
Temperature Range	-40 ~ 125°C
Contact Resistance	5mΩ Max(Initial)
Insulation Resistance	DC 500V 100MΩ Min
Wire Size	0.13 - 12.5 mm²
Housing	PBT

DERATING CURVE

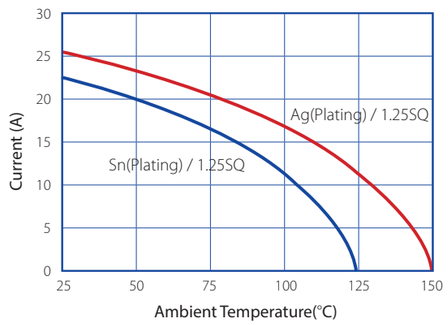

N060 WP CONNECTOR
KOREA ELECTRIC TERMINAL CO., LTD

HOUSING

Poles	Female	Male / Front Holder
2	**MG 645638**  **MG 645870(Resistor)** 	**MG 655641**  **MG 655817(Resistor)** 
6	**MG 645579** 	**MG 655640**  **MG 657135** 
		MG 646446 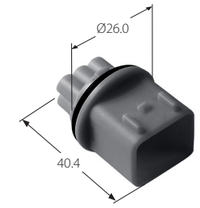 **MG 636053(Front Holder)** 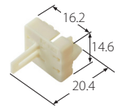
8	**MG 645725** 	**MG 655673** 
	MG 645879 	

060 WP(0.8T) CONNECTOR

060 WP(0.8T) CONNECTOR KOREA ELECTRIC TERMINAL CO., LTD

Ⓐ



Ⓑ

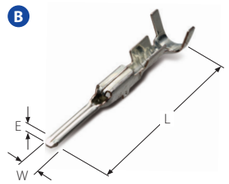

- The 060 connector is waterproof connector with blade width of 0.060 inch (0.64mm).
- Double locking mechanism to prevent terminal push-out, pre-set holder
- Unification of spacer assures complete terminal insertion.



TERMINAL

Part No.	Wire Range(mm²)			Material	Dimension(mm)			Type
	AWG	JASO	ISO	Finish	L	E	W	
ST 731273-3	26-24	0.13-0.22		Copper Alloy (Pre-Tin)	19.8	10.0	2.5	Ⓐ
ST 731274-3	22-20	0.3-0.5						
ST 731275-3	18-16	0.85-1.25						
ST 741276-3	26-24	0.13-0.22			26.1	0.8	1.5	Ⓑ
ST 741277-3	22-20	0.3-0.5						
ST 741278-3	18-16	0.75-1.25						

WIRE SEAL

Part No.	Wire Insulation Range (Standard)	Material	Color	Dimension(mm)		Type
				L	E	
MG 683894	Ø1.4-Ø1.6	Silicone	Blue	8.0	Ø5.4	Ⓒ
MG 683895	Ø1.8-Ø2.1		Red			
MG 683896	Ø2.2		Green			
MG 683897	Ø2.6		Black			
MG 683898	060 WP(0.8T) DUMMY SEAL		Blue	6.2	Ø5.5	Ⓓ

Ⓒ



Suitable Clip: 090II Type

Ⓓ



SPECIFICATION

Current Rating(85°C, Sn)	13.5A (1.25SQ)
Temperature Range	-40 - 125°C
Contact Resistance	5mΩ Max(Initial)
Insulation Resistance	DC 500V 100MΩ Min
Wire Size	0.13 - 1.25 mm²
Housing	PBT

DERATING CURVE

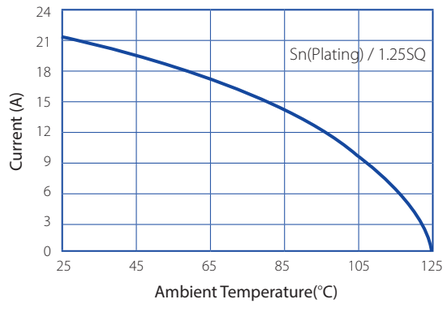

HOUSING

Poles	Female / Rear Holder			Male / Rear Holder	
2	MG 654467	MG 635857	MG 634466	MG 657117	MG 634466
		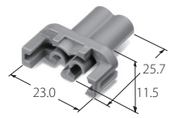			
3	MG 657015(CPA)	MG 657045			
					
6	MG 615547	MG 630338		MG 645690	MG 630338
		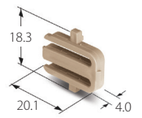			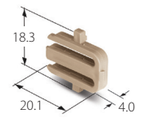
8	MG 645450			MG 655447	
					

SDL(SUITABLE DOUBLE LOCK) CONNECTOR

- Suitable double lock connector designed for circuits with mid voltage applications in automobiles.
- These are multi-pole, small, non waterproof connector with 1.8mm width of male terminal and can be used for wire to wire and wire to PCB connection.
- Double lock function with rear holder. These are "All in one type" with a hinged rear holder, and with double lock function to combine rear holder after inserting terminal into housing.
- As the receptacle housing is designed to have squared hole structure, the alignment of male terminal is excellent and vibration of terminal inside the housing is eliminated.
- The spring section of female terminal is designed with sufficient displacement to improve contact stability and reliability.



Ⓐ

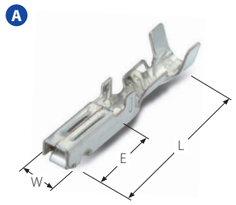

Ⓑ

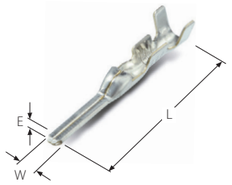

TERMINAL

Part No.	Wire Range(mm²)			Material	Dimension(mm)			Type
	AWG	JASO	ISO	Finish	L	E	W	
ST 731099-3	26-24	AVSS 0.22, CHFUS 0.13-0.22	FLCUMGO2RY 0.13, FLRY-A 0.13-0.22	Copper Alloy (Pre-Tin)	18.1	7.0	2.7	Ⓐ
ST 731417-3	22	AVSS,AVXF, AESSXF 0.3, CIVUS 0.35	FLRY-A 0.35	Copper Alloy (Pre-Tin)				
ST 731417-G				Copper Alloy (Au)				
ST 730497-3	22-18	AVS 0.3-0.85, AVX 0.75f, CIVUS 0.5-0.75, AVSS 0.3-0.85	FLRY-B 0.5-0.75	Copper Alloy (Pre-Tin)				
ST 730497-G				Copper Alloy (Au)				
ST 731502-3	16	-	FLALRY 1.25 FLRY-B 1.0-2.0	Copper Alloy (Pre-Tin)				
ST 730498-3	17-14	AVS 1.25, CAVS 1.25, AVSS 2.0, CIVUS 1.0, AVSSXF 1.0-2.0						
ST 731503-3	13	-	FLALRY 2.5					
ST 740484-3	22-18	AVSS 0.3-0.85, CIVUS 0.35-0.75	FLRY-A 0.35, FLRY-B 0.5-0.75	Brass(Pre-Tin)	22.6	0.6	1.8	Ⓑ
ST 740484-G				Brass(Au)				
ST 740485-3	17-14	AVS 1.25, CAVS 1.25, AVSS 2.0, CIVUS 1.0, AVSSXF 1.0-2.0	FLRY-B 1.0-2.0	Brass(Pre-Tin)				
ST 740485-G				Brass(Au)				

SPECIFICATION

Current Rating(85°C, Sn)	17.5A (2.0SQ)
Temperature Range	- 40 ~ 85°C
Contact Resistance	3mΩ Max(Initial)
Insulation Resistance	DC 500V 100MΩ Min
Wire Size	0.13 - 2.0 mm²
Housing	PBT

DERATING CURVE

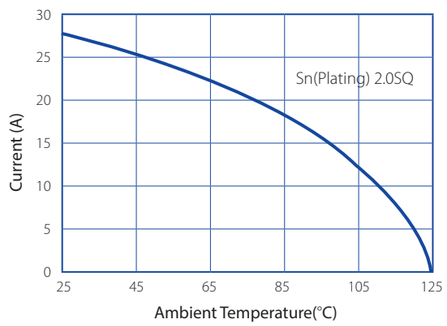

SDL CONNECTOR
KOREA ELECTRIC TERMINAL CO., LTD

CHARACTERISTICS

- The blade width of male terminal for this connector is 0.070 inch(Distinctive features).
- Separate piece(Rather than hinged)
- Rear holder utilize workability in automated harness assembly.



HOUSING

Poles	Female	Male
2	**MG 610392** 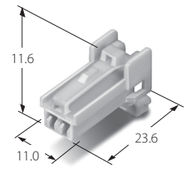	**MG 620393** 
3	**MG 610394** 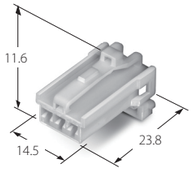	**MG 620395** 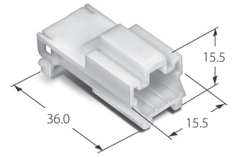
4	**MG 610396** 	**MG 620397** 
6	**MG 610398** 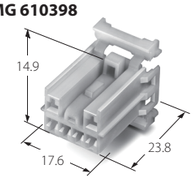 **MG 611365(M/Function)** 	**MG 620401** 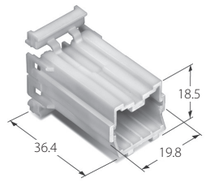
8	**MG 610402** 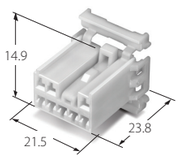	**MG 620403** 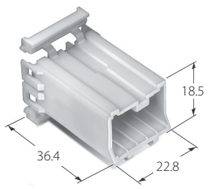
10	**MG 610404** 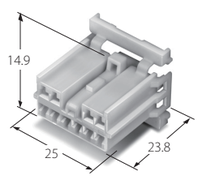	**MG 620405** 

SDL CONNECTOR

KOREA ELECTRIC TERMINAL CO., LTD

HOUSING

Poles	Female	Male/Rear Holder
12	**MG 614475** 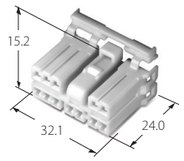	
14	**MG 610406** 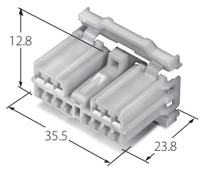	**MG 620407** 
18	**MG 610408** 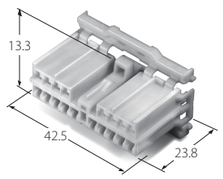	**MG 620409** 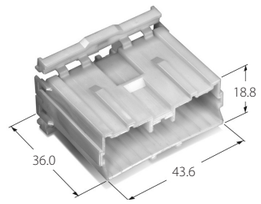
20	**MG 610410** 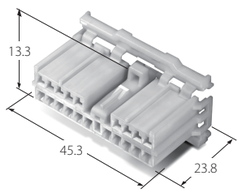	**MG 620411** 
	MG 610412 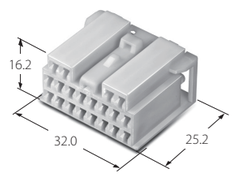	**MG 620413** 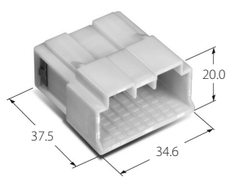 **MG 630414** 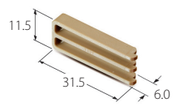
22	**MG 610415** 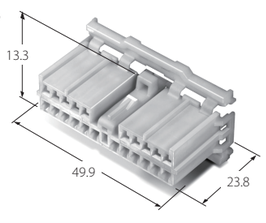	**MG 620416** 

SDLII CONNECTOR

KOREA ELECTRIC TERMINAL CO., LTD

HOUSING

Poles	Female	Male	Rear Holder
10	**MG 611176** 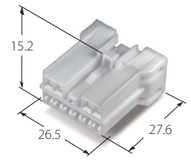	**MG 621177** 	**MG 631178** 
14	**MG 611514** 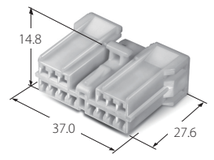	**MG 621515** 	**MG 631516** 
18	**MG 611179** 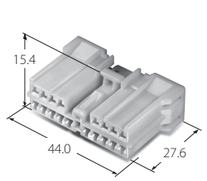	**MG 621180** 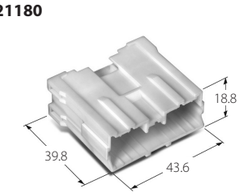	**MG 631181** 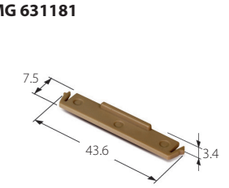
20	**MG 611517** 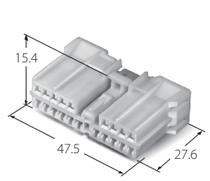	**MG 621518** 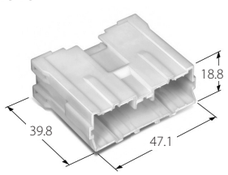	**MG 631519** 
22	**MG 610786** 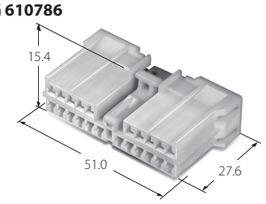	**MG 620787** 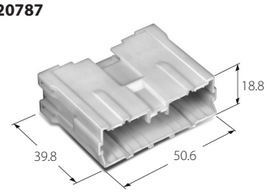	**MG 630788** 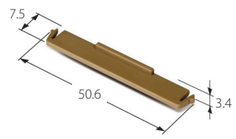
24	**MG 611120** 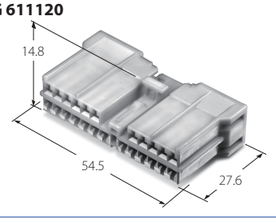	**MG 621121** 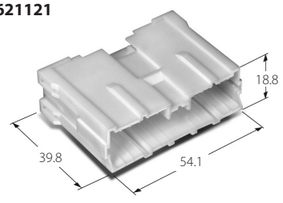	**MG 631122** 

SWP CONNECTOR

Ⓐ



Ⓑ

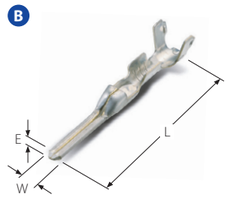

TERMINAL

Part No.	Wire Range(mm²) AWG	JASO	ISO	Material Finish	Dimension(mm) L	E	W	Type
ST 731104-3	24	CHFUS 0.22, AVSS 0.22, AESSXF 0.22	-	Copper Alloy(Pre-Tin)	19.2	7.0	2.7	Ⓐ
ST 731418-3	22	AVSS 0.3, CIVUS 0.35	FLRY-A 0.35	Copper Alloy(Pre-Tin)				
ST 731418-G		AVSS 0.3		Copper Alloy(Au)				
ST 730495-3	22-18	CIVUS 0.5-0.75, AVS 0.3-0.5, AVXF 0.75, AVS 0.85, AEX 0.85, AVX 0.85, AV 0.85	FLR2X-B 0.5-0.75	Copper Alloy(Pre-Tin)				
ST 730495-G				Copper Alloy(Au)				
ST 730496-3	18-16	CIVUS 1.0, AVSSXF 1.0-1.5, AV 1.25, AVS 1.25, AEX 1.25, AVX 1.25, AVSS 2.0	FLRY-B 1.5-2.0	Copper Alloy(Pre-Tin)				
ST 741366-3	24-22	AVSS 0.3, CHFUS 0.22		Brass(Pre-Tin)	24.2	0.6	1.8	Ⓑ
ST 741366-G		AVSS 0.3		Brass(Au)				
ST 740482-3	22-18	CIVUS 0.35-0.5, AVS 0.3-0.5,	FLR2X-B 0.35-0.75	Brass(Pre-Tin)				
ST 740482-G		CIVUS 0.75, AVXF 0.75f, AVS 0.85, AVX 0.85		Brass(Au)				
ST 740483-3	17-14	CIVUS 1.0, AVSSXF 1.0-1.5, AV 1.25, AVS 1.25, AEX 1.25, AVX 1.25, AVSS 2.0	FLR2X-B 1.0-2.0	Brass(Pre-Tin)				
ST 740483-G				Brass(Au)				

WIRE SEAL

Part No.	Wire Insulation Range (Standard)	Material	Color	Dimension(mm) L	E	Type
MG 685628	Ø1.1-Ø1.25	Silicone	Yellow	8.1	Ø5.9	Ⓒ
MG 680448	Ø1.25-Ø1.5		Brown			
MG 680449	Ø1.4-Ø2.0		Black			
MG 680450	Ø1.9-Ø2.2		Orange			
MG 680451	Ø2.3-Ø2.7		Blue			
MG 680772	SSWP WIRE SEAL(M)		Red			
MG 680773	SSWP WIRE SEAL(L)			8.3		Ⓓ
MG 681266	SWP DUMMY SEAL		Blue	6.8		Ⓔ
MG 680477	SWP DUMMY SEAL		Orange	8.1		Ⓕ

Ⓒ Ⓓ Ⓔ Ⓕ



SPECIFICATION

Current Rating(85°C, Sn)	17.5A (2.0SQ)
Temperature Range	-40 ~ 125°C
Contact Resistance	3mΩ Max(Initial)
Insulation Resistance	DC 500V 100MΩ Min
Wire Size	0.22-2.0 mm²
Housing	PBT

DERATING CURVE

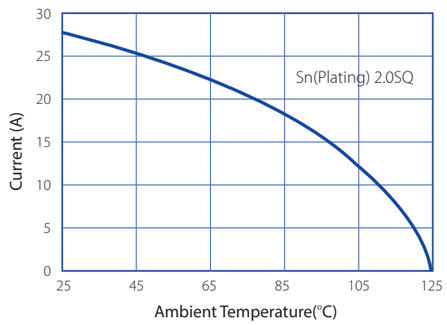

SWP CONNECTOR KOREA ELECTRIC TERMINAL CO., LTD

CHARACTERISTICS

- Superior small water proof connectors designed for circuits (in the middle voltage applications for automobiles).
- These are multi-pole, small waterproof type in 1.8mm width of male terminal and suitable for engine room.
- These connectors have a double-locking function which terminal is fixed by housing lance and by a rear holder equipped behind housing.



HOUSING

Poles	Female	Male	Rear Holder
1	MG 610278 	MG 640280 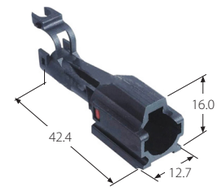	
2	MG 610320 	MG 640322 MG 642552CAP) 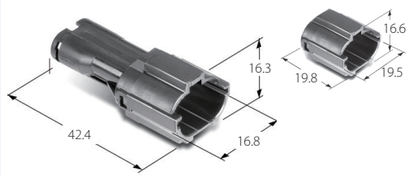	MG 630326(2P) 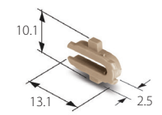
3	MG 610327 MG 612181(Dummy) 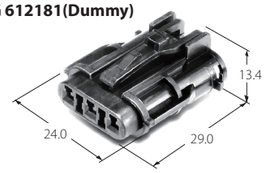	MG 640329 	MG 630330 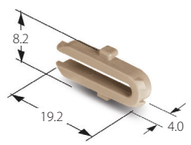

SWP CONNECTOR

KOREA ELECTRIC TERMINAL CO., LTD

CHARACTERISTICS

- Function to prevent false-connections : These connectors have a rib installed inside receptacle housing to insure mating of plug & receptacle.
- Inertial locking mode : When combining connectors (maximum to 8p), repellent force lock reaches zero just before male & female terminal are going to contact, and connectors are completely combined due to inertial force.
- Individual wire seal : It makes easy to insert into housing due to two-piece structure with resinous rear stopper inside wire seal.



HOUSING

Poles	Female	Male	Rear Holder
4	**MG 610331** 	**MG 640333** 	**MG 630334** 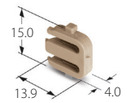
6	**MG 610335** 	**MG 640337** **MG 642554(CAP)** 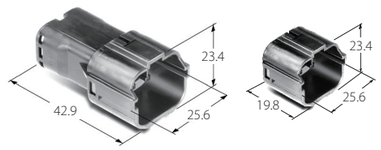	**MG 630338** 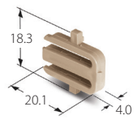
8	**MG 610339** 	**MG 640341** 	**MG 630345** 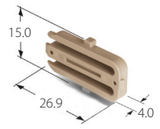
12	**MG 610346** 	**MG 640348** 	**MG 630349** 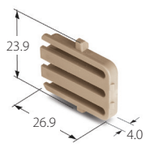
14	**MG 610350** 	**MG 640352** 	**MG 630353** 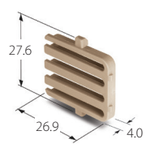

DIAGNOSIS CONNECTOR

KOREA ELECTRIC TERMINAL CO., LTD

Ⓐ

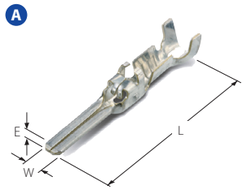

TERMINAL(OBDII)

Part No.	Wire Range(mm²)			Material	Dimension(mm)			Type
	AWG	JASO	ISO	Finish	L	E	W	
730618-3	22-18	0.3-0.85		Copper Alloy (Pre-Tin)	16.2	7.0	2.6	Ⓐ

HOUSING(OBDII)

Poles	Female / Rear Holder		
6	**MG 656986** 	16	**MG 610761** **MG 630762** 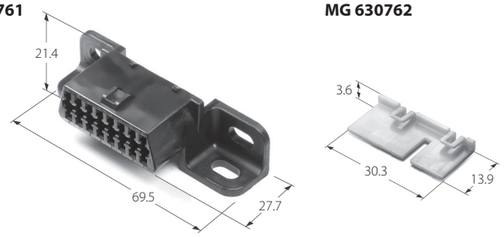

CHARACTERISTICS

- Contributes to protection of environment by constantly monitoring emission control system of an automobile for its proper function during driving by alarm when a disorder in related parts is detected.
- Screw mount type satisfies the on-board Diagnostic Ⅱ standard.
- Double locking with a rear holder prevents incomplete lock of the terminal.

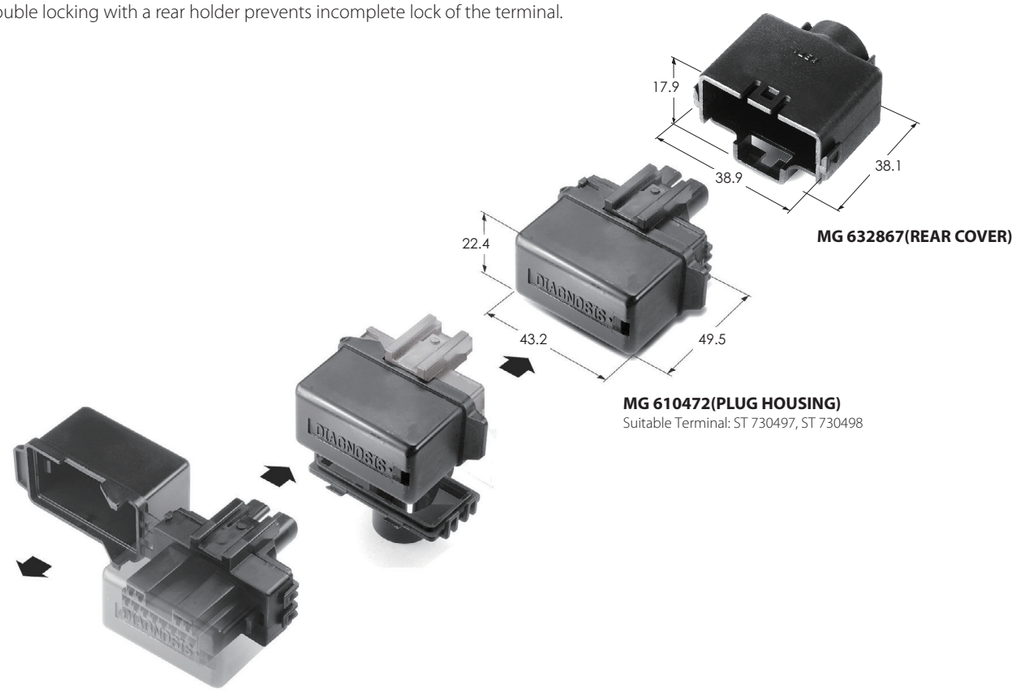

MG 632867(REAR COVER)

MG 610472(PLUG HOUSING)
Suitable Terminal: ST 730497, ST 730498

DIAGNOSIS CONNECTOR

DIAGNOSIS CONNECTOR

DIAGNOSIS 20F SUB CLIP

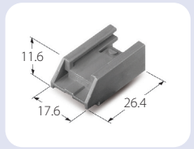



MG 652863

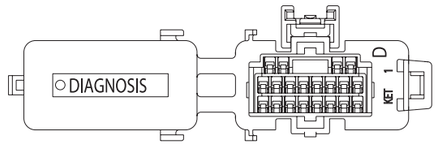

MG 652864

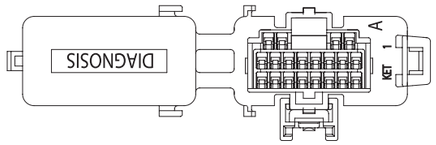

MG 653650(Clip:Dark Gray)
MG 653849(Clip:Black)

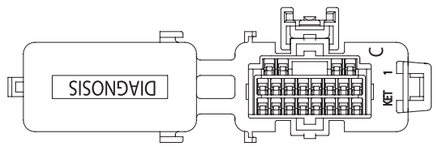

MG 653651

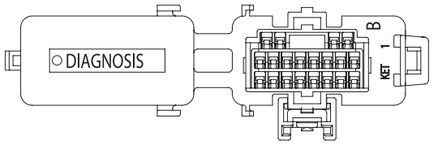

DIAGNOSIS CLIP
(7.0X12.0 TYPE)





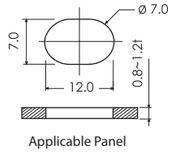

MG 653077

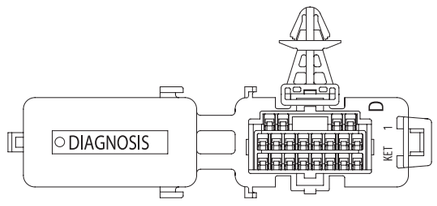

MG 653078

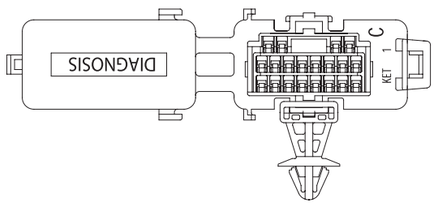

DIAGNOSIS CONNECTOR

DIAGNOSIS CONNECTOR

DIAGNOSIS 20F DOUBLE CLIP





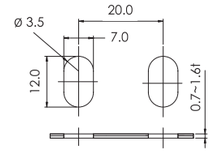

MG 653479

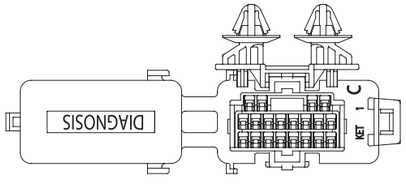

MG 653693

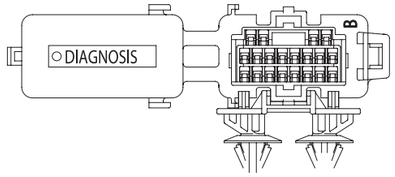

DIAGNOSIS 20F CLIP
(Ø7.0 KEY HOLE TYPE)





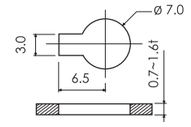

DIAGNOSIS F

MG 656813



DIAGNOSIS F

MG 656853

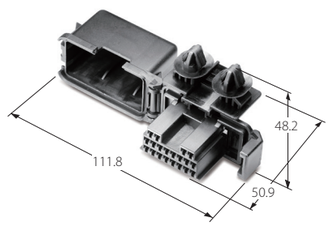

DIAGNOSIS CONNECTOR

KOREA ELECTRIC TERMINAL CO., LTD

DIAGNOSIS CONNECTOR

DIAGNOSIS 20F CLIP
(7.0X12.0 TYPE)



MG 655707

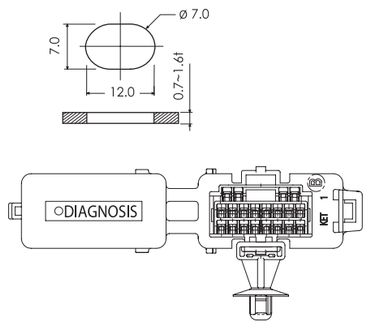



Suitable Terminal : ST 730497, ST 730498
Suitable Rear Holder : MG 630414
Suitable Rear Cover : MG 635624

DIAGNOSIS 20F CLIP
(7.0X12.0 TYPE)



MG 655676

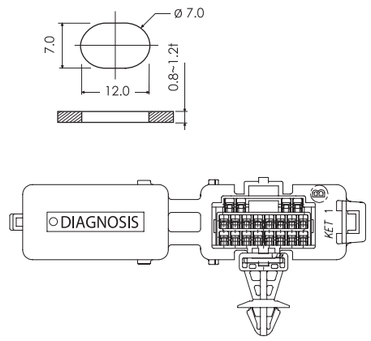



Suitable Terminal : ST 730497, ST 730498
Suitable Rear Holder : MG 630414
Suitable Rear Cover : MG 632867

DIAGNOSIS 20F

MG 655737

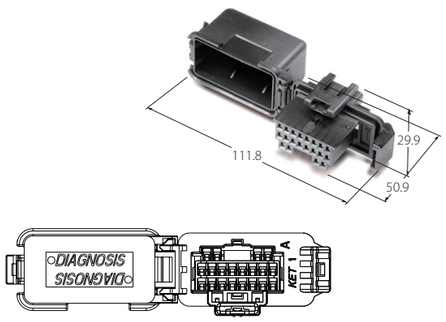

Suitable Terminal : ST 730497, ST 730498
Suitable Rear Holder : MG 630414
Suitable Rear Cover : MG 635658

DIAGNOSIS 20F

MG 655749

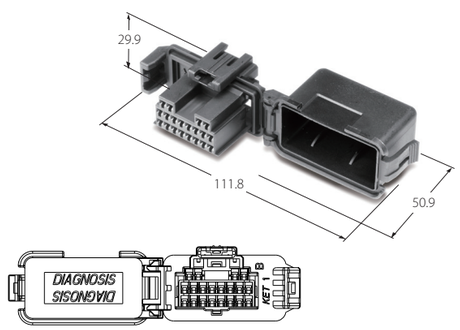

Suitable Terminal : ST 730497, ST 730498
Suitable Rear Holder : MG 630414
Suitable Rear Cover : MG 635658

090 CONNECTOR

KOREA ELECTRIC TERMINAL CO., LTD

TERMINAL

Part No.	Wire Range(mm²)			Material	Dimension(mm)			Type
	AWG	JASO	ISO	Finish	L	E	W	
ST 730365-3	22-20	AVSS 0.3-0.5 CIVUS 0.35-0.5	FLRY-A 0.35 FLRY-B 0.5	Brass (Pre-Tin)	17.2	7.0	3.0	A
ST 731556-3	18	CIVUS 0.75	FLRY-B 0.75					
ST 730366-3	18-15	AVSS 0.85-1.25 CIVUS 1.0 AVSSXF 1.0-1.5	FLRY-B 1.0-1.5					
ST 730508-3	14	AVSS 2.0		Copper Alloy (Pre-Tin)				
ST 740367-3	22-20	AVSS 0.3-0.5 CIVUS 0.35-0.5	FLRY-A 0.35, FLRY-B 0.5	Brass (Pre-Tin)	26.7	0.64	2.3	B
ST 740368-3	18-15	AVSS 0.85-1.25	FLRY-B 0.75-1.5					

A



B

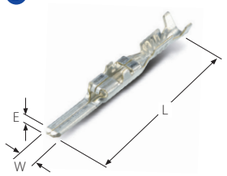

- Designed for low voltage miniaturized terminals
- High density and reliability
- The blade width of male terminal for this connector is 0.090 inch.
- Designed to provide excellent mating characteristics of terminal and housing lance to prevent false connection

HOUSING

Poles	Female	Male
2	**MG 610070** 	**MG 620074** 
	MG 612861 **MG 615413** 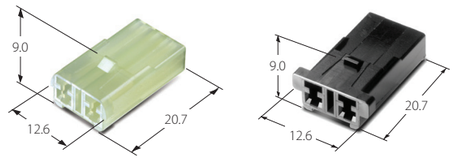	
	MG 630679(PBT) **MG 610489(PBT)** 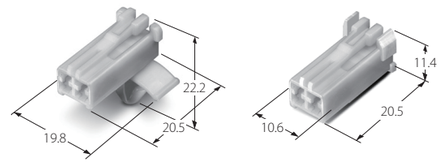	**MG 620490(PBT)** 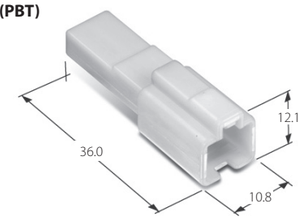

090 CONNECTOR

KOREA ELECTRIC TERMINAL CO., LTD

HOUSING

Poles	Female	Male
3	**MG 610205** 	**MG 620206** 
4	**MG 610159** 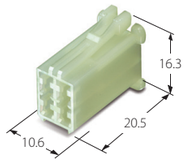 **MG 630680(PBT)** 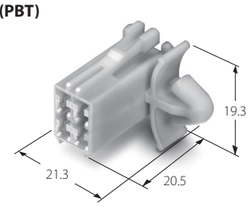	**MG 620160** 
6	**MG 610152** 	**MG 620153** 
8	**MG 610054** 	**MG 620053** 
10	**MG 610056** 	**MG 620055** 

090 CONNECTOR

KOREA ELECTRIC TERMINAL CO., LTD

HOUSING

Poles	Female	Male
12	**MG 610058** 	**MG 620057** 
	MG 610121(.2509) 	**MG 620122(.2509)** 
14	**MG 610071(.2509)** 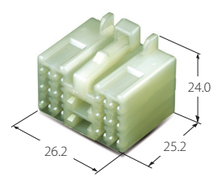	**MG 620072(.2509)** 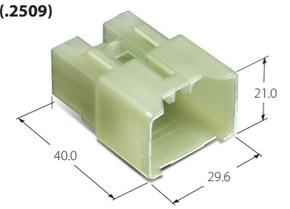
18	**MG 610062** 	**MG 620061**  **MG 620834** 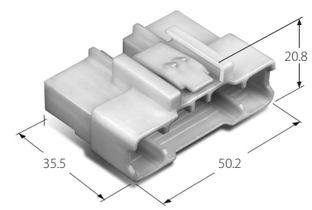
20	**MG 610808** 	**MG 620809** 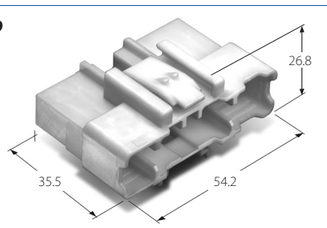

A



B



TERMINAL

Part No.	Wire Range(mm²)			Material	Dimension(mm)			Type
	AWG	JASO	ISO	Finish	L	E	W	
ST 731100-3	26-24	CHFUS 0.13-0.22 AVSS 0.22	FLCUMG02RY 0.13 FLRY-A 0.13-0.22	Copper Alloy(Pre-Tin)	17.2	9.0	2.9	A
ST 731100-7				Copper Alloy(Pre-Tin LFP)				
ST 730675-3	22-20	AVS 0.3-0.5 CIVUS 0.35-0.5 AVSS 0.3-0.5	FLRY-A 0.35 FLRY-B 0.5	Copper Alloy(Pre-Tin)	18.0			
ST 730675-G				Copper Alloy(Au)				
ST 730675-7				Copper Alloy(Pre-Tin LFP)				
ST 731349-3	18	-	FLALUY 0.75	Copper Alloy(Pre-Tin)				
ST 730676-3	18-15	AVS 0.85-1.25 AVSS 0.85-1.25 CIVUS 0.75-1.0 AVSSXF 1.0-1.5	FLRY-B 0.75-1.5					
ST 730676-7				Copper Alloy(Pre-Tin LFP)				
ST 731404-3	16	-	FLALUY 1.25	Copper Alloy(Pre-Tin)				
ST 731500-3	14	-	FLALRY 2.0					
ST 730677-3	14-13	AVSS 2.0 AESSXF 2.0-2.5 AVSSXF 2.5	FLRY-B 2.0-2.5					
ST 730677-7				Copper Alloy(Pre-Tin LFP)				
ST 741101-3	26-24	CHFUS 0.13-0.22 AVSS 0.22	FLRY-A 0.13-0.22 FLCUMG02RY 0.13	Brass(Pre-Tin)	27.0	0.6	2.3	B
ST 741101-7				Brass(Pre-Tin LFP)				
ST 740672-3	22-20	AVS 0.3-0.5 CIVUS 0.35-0.5 AVSS 0.3-0.5	FLRY-A 0.35 FLRY-B 0.5	Brass(Pre-Tin)	26.7			
ST 740672-G				Brass(Au)				
ST 740672-7				Brass(Pre-Tin LFP)				
ST 741423-3	18	-	FLALUY 0.75	Brass(Pre-Tin)				
ST 740673-3	18-16	AVS 0.85-1.25 AVSSXF 1.0 CIVUS 0.75-1.0 AVSS 0.85-1.25	FLRY-B 0.75-1.0					
ST 740673-G				Brass(Au)				
ST 740673-7				Brass(Pre-Tin LFP)				
ST 741452-3	15	AVSSXF 1.5	FLRY-B 1.5	Brass(Pre-Tin)				
ST 741424-3	14	-	FLALRY 2.0					
ST 740674-3	14-13	AVSS 2.0 AESSXF 2.5	FLRY-B 2.0-2.5					
ST 740674-7				Brass(Pre-Tin LFP)				

090II CONNECTOR

- Improved design from 090 size connector for higher reliability
- The blade width of male terminal for this connector is 0.090 inches (Distinctive Features).
- Double locking system eliminates terminal push-out (Housing lance, side lock).
- Connector cannot be mated if preset terminal spacer is not in full-lock position.

SPECIFICATION

Current Rating(85°C, Sn)	20A (2.5SQ)
Temperature Range	-40 ~ 85°C
Contact Resistance	3mΩ Max(Initial)
Insulation Resistance	DC 500V 100MΩ Min
Wire Size	0.13 - 2.5 mm²
Housing	PBT

DERATING CURVE

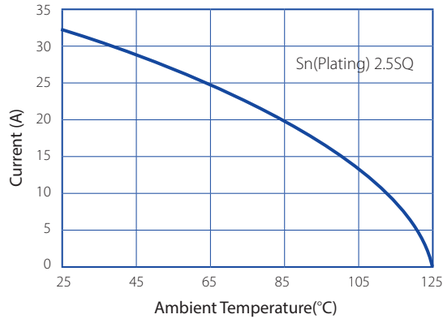

090II CONNECTOR KOREA ELECTRIC TERMINAL CO., LTD

HOUSING

Poles	Female	Male
1	**MG 651194** 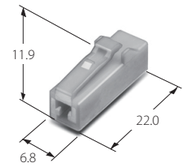	**MG 641197** 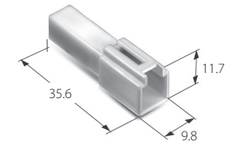 **MG 641199** 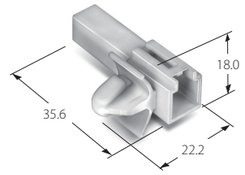
2	**MG 651026** 	**MG 641029** 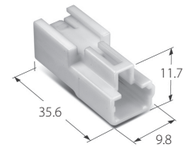 **MG 645098** 
	MG 651201 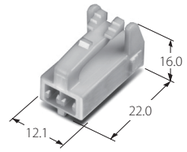	**MG 641203** 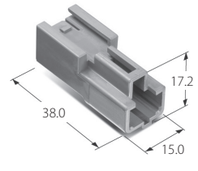 **MG 646182** 
	MG 651205 	**MG 641207** 
	MG 651759 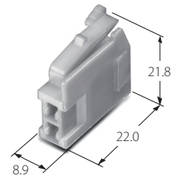	**MG 641762** 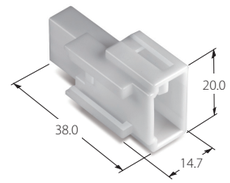 **MG 642383** 
	MG 614147(Single Lock) 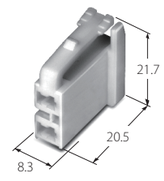	

090II CONNECTOR

KOREA ELECTRIC TERMINAL CO., LTD

HOUSING

Poles	Female	Male / Rear Holder / Spacer
2	MG 615094(LH) 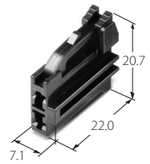 MG 615095(RH) 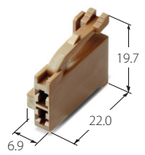	
3	MG 651032 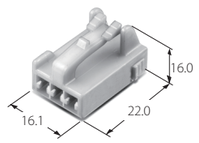	MG 641035 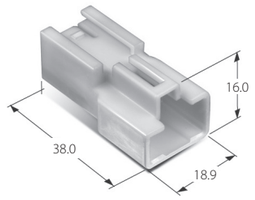
	MG 615539  MG 615626 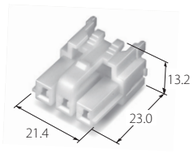	MG 635765  MG 635798 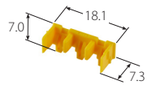
4	MG 651038 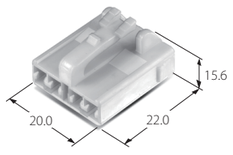	MG 641041 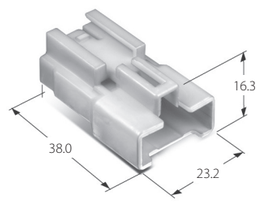
	MG 613806(Single Lock) 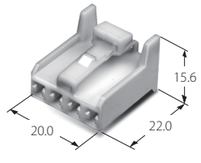 MG 655677 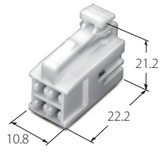	
6	MG 651044 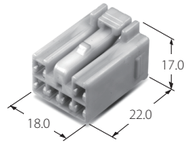	MG 641047 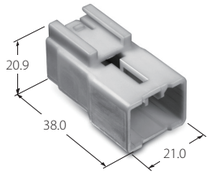 MG 642449(Non Clip) 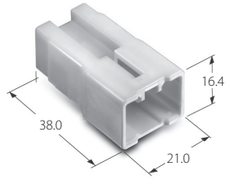

090II CONNECTOR

KOREA ELECTRIC TERMINAL CO., LTD

HOUSING

Poles	Female / Spacer	Male
6	MG 611777 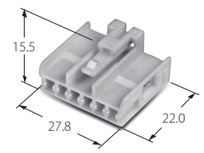 MG 613052(LH) 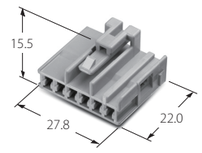 MG 613051(RH) 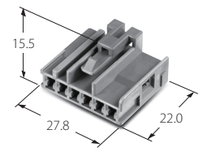 MG 631778 	
	MG 613760(Single Lock) 	
	MG 614476 	
8	MG 651050 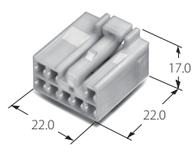	MG 641053  MG 642450(Non Clip) 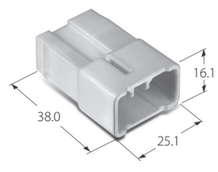
10	MG 651056(A) MG 655680(B) MG 655681(C) 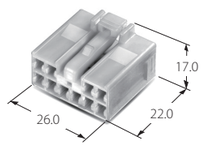	MG 641059 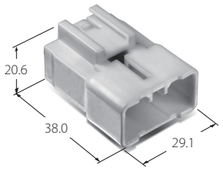
	MG 612845  MG 632846 	

090II CONNECTOR

KOREA ELECTRIC TERMINAL CO., LTD

HOUSING

Poles	Female / Spacer	Male
10	**MG 613349**  **MG 633350** 	
11	**MG 651350** 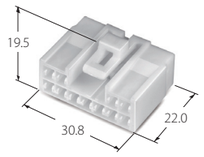	**MG 641353** 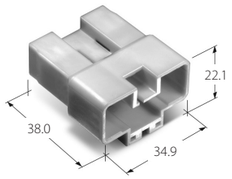
12	**MG 651965** 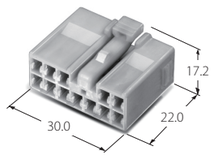	
14	**MG 651127** 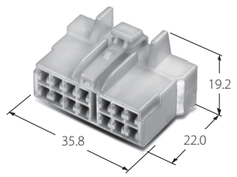	
	MG 651110 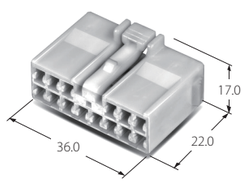	**MG 641113** 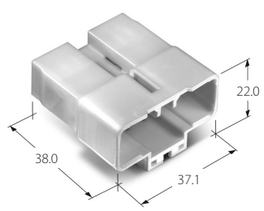
15	**MG 651068** 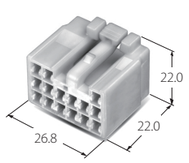	**MG 641071** 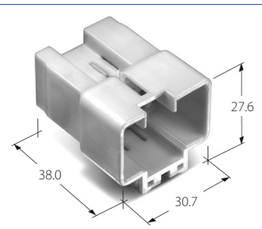

090II CONNECTOR

KOREA ELECTRIC TERMINAL CO., LTD

HOUSING

Poles	Female	Male
18	**MG 651074** 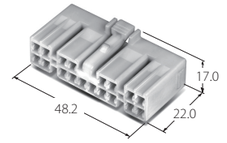	**MG 641077** 
20	**MG 651080** 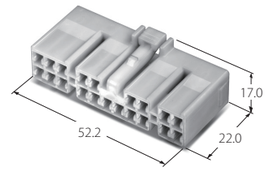	**MG 641083** 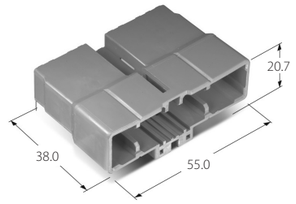
22	**MG 651086** 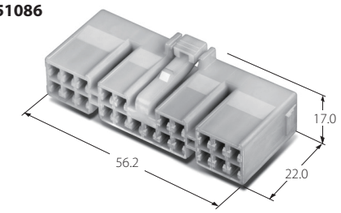	**MG 641089** 

ASC CONNECTOR

Ⓐ

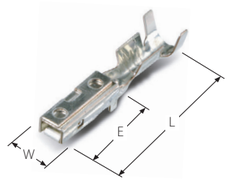

Ⓑ





TERMINAL

Part No.	Wire Range(mm²)			Material	Dimension(mm)			Type
	AWG	JASO	ISO	Finish	L	E	W	
ST 731102-3	26-24	CHFUS 0.13-0.22 AVSS 0.22	FLCUMG02RY 0.13 FLRY-A 0.13-0.22	Copper Alloy (Pre-Tin)	19.3	9.0	2.9	Ⓐ
ST 730775-3	22-20	AVSS 0.3-0.5 CIVUS 0.35-0.5	FLRY-A,B 0.35-0.5	Copper Alloy (Pre-Tin)	19.0			
ST 730775-G				Copper Alloy (Au)				
ST 730776-3	18-16	AVSS 0.85-1.25 CIVUS 0.75-1.0	FLRY-B 0.75-1.5					
ST 731405-3	16	-	FLALUY 1.25					
ST 730777-3	15-14	AVSS 2.0 AVSSXF 1.5	FLRY-B 2.0					
ST 731158-3	14-13	AVSSXF 2.5	FLRY-B 2.0-2.5					
ST 741101-3	26-24	CHFUS 0.13-0.22 AVSS 0.22	FLRY-A 0.13-0.22 FLCUMG02RY 0.13	Brass(Pre-Tin)	27.0	0.6	2.3	Ⓑ
ST 741101-7				Brass (Pre-Tin LFP)				
ST 740672-3	22-20	AVS 0.3-0.5 CIVUS 0.35-0.5 AVSS 0.3-0.5	FLRY-A 0.35 FLRY-B 0.5	Brass(Pre-Tin)	26.7			
ST 740672-G				Brass(Au)				
ST 740672-7				Brass (Pre-Tin LFP)				
ST 741423-3	18	-	FLALUY 0.75	Brass(Pre-Tin)				
ST 740673-3	18-16	AVS 0.85-1.25 AVSSXF 1.0, CIVUS 0.75-1.0 AVSS 0.85-1.25	FLRY-B 0.75-1.0					
ST 740673-G				Brass(Au)				
ST 740673-7				Brass (Pre-Tin LFP)				
ST 741452-3	15	AVSSXF 1.5	FLRY-B 1.5	Brass(Pre-Tin)				
ST 741424-3	14	-	FLALRY 2.0					
ST 740674-3	14-13	AVSS 2.0 AESSXF 2.5	FLRY-B 2.0-2.5					
ST 740674-7				Brass (Pre-Tin LFP)				

ASC(AUTOMOTIVE STANDARD CONNECTOR)

- Improved design from 090 size for higher reliability
- The blade width of male terminal for this connector is 0.090 inch.
- In spacer assembly, improving on sensing function to prevent terminal mis-insertion
- Improving on terminal retention force with perfect joint structure.
- Because of small size, it is easy to make module & block of front-control circuit

SPECIFICATION

Current Rating(85°C, Sn)	20A (2.5SQ)
Temperature Range	-40 ~ 85°C
Contact Resistance	3mΩ Max(Initial)
Insulation Resistance	DC 500V 100MΩ Min
Wire Size	0.13-2.5 mm²
Housing	PBT

DERATING CURVE

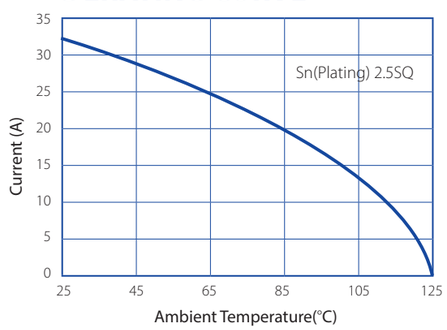

ASC CONNECTOR

KOREA ELECTRIC TERMINAL CO., LTD

HOUSING

Poles	Female	Male	Spacer
2	**MG 611857** 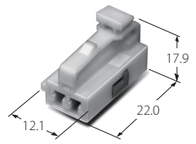	**MG 621858** 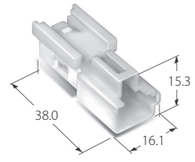 **MG 622937** 	**MG 643520** 
	MG 612950 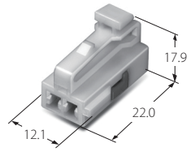	**MG 622951** 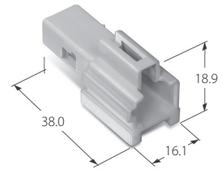	**MG 631859** 
	MG 612948 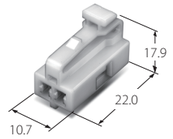	**MG 622949** 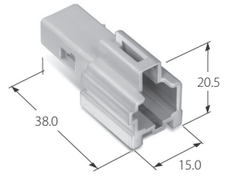	
	MG 612952 	**MG 622953** 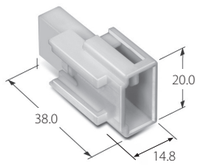	**MG 632954** 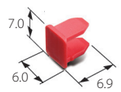
3	**MG 612034** 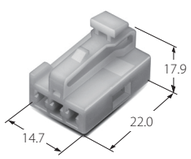	**MG 622035** 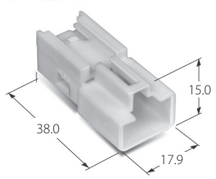 **MG 622938** 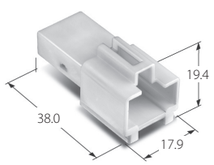	**MG 632036** 
4	**MG 612225** 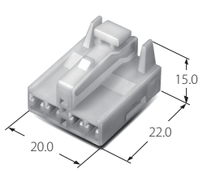	**MG 622226** 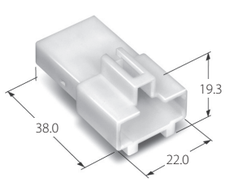	**MG 632227** 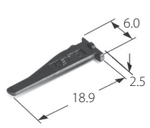

ASC CONNECTOR

KOREA ELECTRIC TERMINAL CO., LTD

HOUSING

Poles	Female	Male	Spacer
6	**MG 612228** 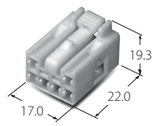	**MG 622229** 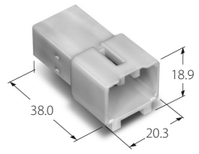	**MG 632230** 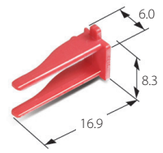
	MG 613991 		
8	**MG 612231** 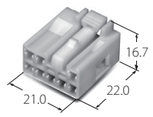	**MG 622232** 	**MG 632233** 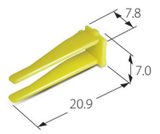
10	**MG 612234** 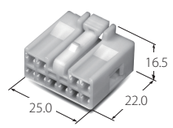	**MG 622235** 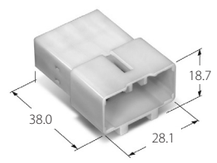	**MG 632236** 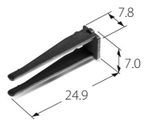
11	**MG 612237** 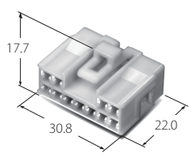	**MG 622238** 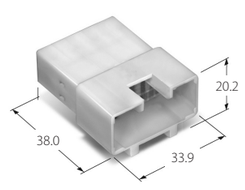	**MG 632239** 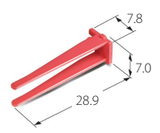
14	**MG 612240** 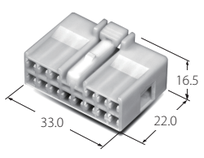	**MG 622241** 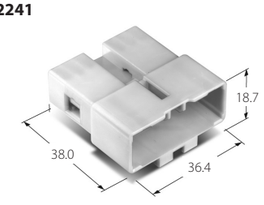	**MG 632242** 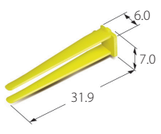

ASC CONNECTOR

KOREA ELECTRIC TERMINAL CO., LTD

HOUSING

Poles	Female / Spacer	Male / Spacer
15	**MG 612243** **MG 632245** 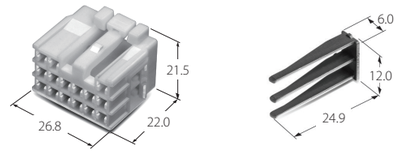	**MG 622244** **MG 632245** 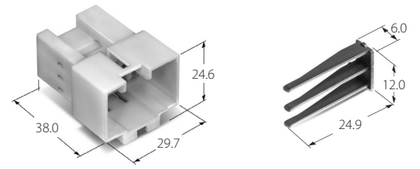
16	**MG 653198** 	**MG 643315** 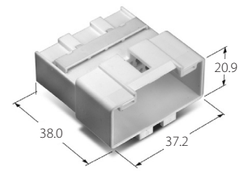
18	**MG 612246**  **MG 632247** 	**MG 622248** 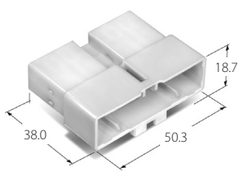 **MG 632249** 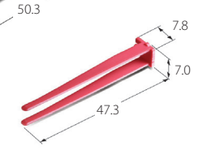
20	**MG 612250** 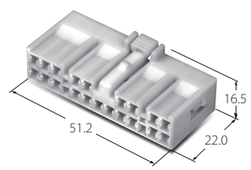 **MG 632251** 	**MG 622252** 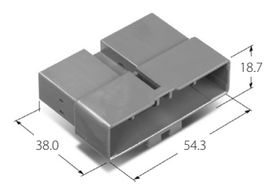 **MG 632253** 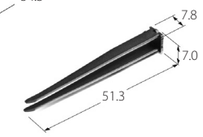
22	**MG 612254**  **MG 632255** 	**MG 622256** 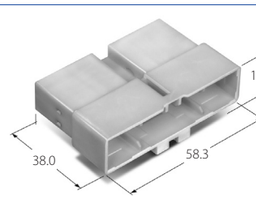 **MG 632257** 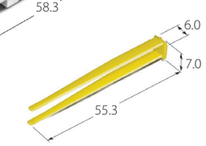

090 DTC CONNECTOR

Ⓐ



Ⓑ



Ⓒ





TERMINAL

Part No.	Wire Range(mm²)			Material	Dimension(mm)			Type
	AWG	JASO	ISO	Finish	L	E	W	
ST 731108-3	26-24	CHFUS 0.13-0.22 AVSS 0.22	-	Brass (Pre-Tin)	18.0	9.0	2.9	Ⓐ
ST 731046-3	22-20	AVSS 0.3-0.5 CIVUS 0.35- 0.5	FLRY-A 0.35 FLRY-B 0.5					
ST 731047-3	18-16	AVSS 0.85-1.25 CIVUS 0.75-1.0 AVSSXF 1.0	FLRY-B 0.75-1.0					
ST 731148-3	26-24	CHFUS 0.13-0.22 AVSS 0.22	FLRY-A 0.13-0.22 FLCOMGO2RY 0.13	Copper Alloy (Pre-Tin)				Ⓑ
ST 731149-3	22-20	AVS 0.3-0.5 CIVUS 0.35-0.5	FLRY-A,B 0.35-0.5					
ST 731150-3	18-16	AVS 0.85-1.25 CIVUS 0.75-1.0 AVSSXF 1.0	FLRY- B 0.75-1.5					
ST 731151-3	15-13	AVSS 2.0-2.5 AVSSXF 1.5	FLRY-B 2.0-2.5					
ST 741154-3	26-24	CHFUS 0.13-0.22 AVSS 0.22	FLCUMGO2RY 0.13 FLRY-A 0.13-0.22	Brass (Pre-Tin)	26.7	0.64	2.3	Ⓒ
ST 741155-3	22-20	AVSS 0.3-0.5 CIVUS 0.35-0.5	FLRY-A,B 0.35-0.5					
ST 741156-3	18-16	AVSS 0.85-1.25 CIVUS 0.75-1.0 AVSSXF 1.0	FLRY-B 0.75-1.5					
ST 741157-3	15-13	AVS 2.0 AESSXF 2.5 AVSSXF 1.5	FLRY-B 2.0					

- 090 DTC is connector of 090 size designed with emphasis on cost (Design to cost).
- IT uses single terminal locking system, but we assure terminal retention performance in a class with double terminal locking system.
- It's maximized emotional quality with consideration as to work in vehicle assembly line.

HOUSING

Poles	Female	Male
2	**MG 614323** 	**MG 624324** 

090 DTC CONNECTOR

KOREA ELECTRIC TERMINAL CO., LTD

HOUSING

Poles	Female	Male
6	**MG 614327** 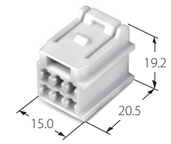	**MG 624328** 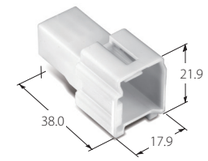
8	**MG 614329** 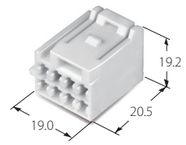	**MG 624330** 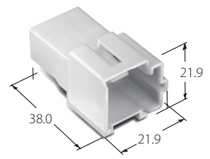
14	**MG 614335** 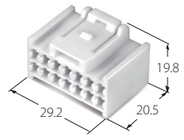	**MG 624336** 
	MG 654021 	
18	**MG 613936** 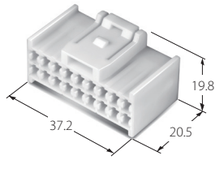	**MG 623937** 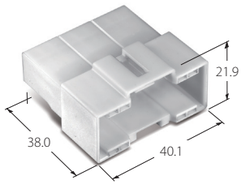
22	**MG 614343** 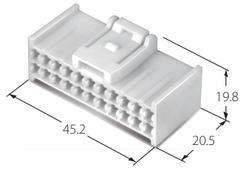	**MG 624344** 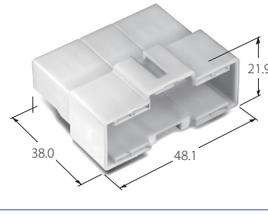

090 WP CONNECTOR

090 WP CONNECTOR KOREA ELECTRIC TERMINAL CO., LTD

Ⓐ

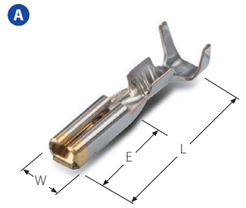



- Small-size waterproof connector designed for mid and low voltage parts in an automobile.
- Suitable for joint devices where waterproof is needed such as Thermo Sensor and Washer Motor.
- Improved waterproof function with the individual Waterproof Seal.
- Accommodates In-Line application in narrow space inside an automobile.

TERMINAL

Part No.	Wire Range(mm²)			Material	Dimension(mm)			Type
	AWG	JASO	ISO	Finish	L	E	W	
ST 730502-3	22-18	CIVUS 0.35, 0.5-0.75 AVSS 0.3, 0.5, 0.85	FLR2X-A 0.35 FLR2X-B 0.5, 0.75	Copper Alloy (Pre-Tin)	17.2	7.0	3.0	Ⓐ
ST 730502-G				Copper Alloy (Au)				
ST 730431-3	20	0.5		Brass (Pre-Tin)				
ST 730554-3	16-14	AVSSXF 1.5 AVS 1.25 AVSS 2.0 AVSSXF 2.0	FLR2X-B 1.5, 2.0	Copper Alloy (Pre-Tin)				
ST 731575-3	15	-	FLR2X-B 1.5					

WIRE SEAL

Part No.	Wire Insulation Range (Standard)	Material	Color	Dimension(mm)		Type
				L	E	
MG 682507	Ø1.4	Silicone	Blue	5.8	Ø5.7	Ⓑ
MG 680952	Ø1.6		Red			
MG 680604	Ø1.8 - Ø2.1		Black			
MG 680749	Ø2.5 - Ø2.6		Green			
MG 681117	Ø1.25 – Ø1.8		Red		Ø4.8	Ⓒ
MG 680494	Ø1.8 – Ø2.1		Blue			
MG 681118	Ø2.5 – Ø2.65		Black			

Ⓑ



Ⓒ



SPECIFICATION

Current Rating(85°C, Sn)	17A (2.0SQ)
Temperature Range	-40 ~ 125°C
Contact Resistance	3mΩ Max(Initial)
Insulation Resistance	DC 500V 100MΩ Min
Wire Size	0.3 - 2.0mm²
Housing	PBT

DERATING CURVE

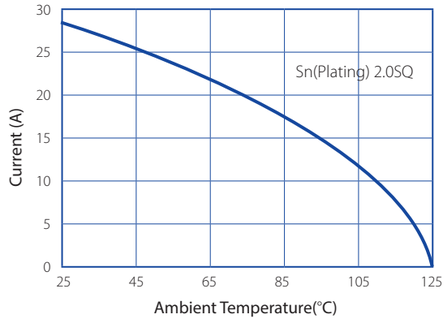

HOUSING

Poles	Female
2	**MG 640605(WASHER)** 
	MG 640864 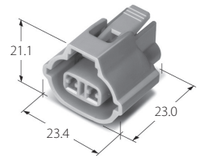
	MG 640795(PRESSURE S/W) 
	MG 641156(HORN S/W) 
	MG 631157(HORN Front Holder) 
	MG 640849 
	MG 641719(EGR) 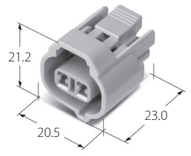

HOUSING(THERMO SENSOR)

Poles	Female	Male
2	**MG 640461** 	**MG 650447** 

090 WP CONNECTOR

KOREA ELECTRIC TERMINAL CO., LTD

A



TERMINAL

Part No.	Wire Range(mm²)			Material	Dimension(mm)			Type
	AWG	JASO	ISO	Finish	L	E	W	
ST 730689-3	22-20	0.3-0.5		Copper Alloy (Pre-Tin)	16.9	9.0	2.9	A
ST 730689-S				Copper Alloy (Ag)				
ST 730689-G				Copper Alloy (Au)				
ST 730732-3	18-16	0.75-1.25		Copper Alloy (Pre-Tin)				
ST 730732-S				Copper Alloy (Ag)				
ST 730739-3	16	1.25		Copper Alloy (Pre-Tin)				
ST 730733-3	14	2.0						
ST 730733-S				Copper Alloy (Ag)				

WIRE SEAL

Part No.	Wire Insulation Range (Standard)	Material	Color	Dimension(mm)		Type
				L	E	
MG 683935	Ø1.4 – Ø1.6	Silicone	Orange	7.5	Ø4.8	B
MG 681474	Ø1.8 – Ø2.0		Blue			
MG 680274	Ø2.2		Red			
MG 680275	Ø2.7		Green			
MG 683695	Dummy Seal		Black	6.2	Ø4.9	C

B

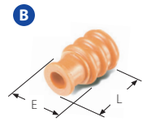







C



SPECIFICATION

Current Rating(85°C, Sn)	18.5A (2.0SQ)
Temperature Range	-40 ~ 125°C
Contact Resistance	3mΩ Max(Initial)
Insulation Resistance	DC 500V 100MΩ Min
Wire Size	0.3 - 2.0mm²
Housing	PBT

DERATING CURVE

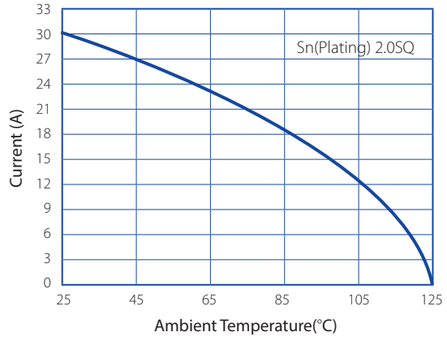

HOUSING

Poles	Female	
2	MG 642267(HORN)	MG 641152(INJECTOR)
		

090II WP CONNECTOR

KOREA ELECTRIC TERMINAL CO., LTD

A



B



TERMINAL

Part No.	Wire Range(mm²)			Material	Dimension(mm)			Type
	AWG	JASO	ISO	Finish	L	E	W	
ST 731105-3	24	AESSXF 0.22 CHFUS 0.22	-	Copper Alloy(Pre-Tin)	16.9	9.0	2.9	A
ST 731419-3	22	CIVUS 0.35 AVSS 0.35 AESSXF 0.35	FLR2X-A 0.35					
ST 731419-G				Copper Alloy(Au)				
ST 731419-S				Copper Alloy(Ag)				
ST 730623-3	20	CIVUS 0.5 AVSS 0.5 AESSXF 0.5	FLR2X-B 0.5	Copper Alloy(Pre-Tin)				
ST 730623-G				Copper Alloy(Au)				
ST 730623-S				Copper Alloy(Ag)				
ST 731550-3	18	CIVUS 0.75	FLR2X-B 0.75	Copper Alloy(Pre-Tin)				
ST 730624-3	18-15	CIVUS 1.0 AVSS 0.85-1.25 AESSXF 0.85-1.25 AVSSXF 1.0-1.5	FLR2X-B 1.0-1.5					
ST 730624-G				Copper Alloy(Au)				
ST 730624-S				Copper Alloy(Ag)				
ST 730625-3	14	AVSS 2.0 AESSXF 2.0	FLR2X-B 2.0	Copper Alloy(Pre-Tin)				
ST 730625-G				Copper Alloy(Au)				
ST 730625-S				Copper Alloy(Ag)				
ST 741463-3	24	AESSXF 0.22 CHFUS 0.22		Brass(Pre-Tin)	25.9	0.6	2.3	B
ST 740686-3	22-20	CIVUS 0.35-0.5 AVSS 0.35-0.5 AESSXF 0.35-0.5	FLR2X-A 0.35, FLR2X-B 0.5					
ST 740686-G				Brass(Au)				
ST 740687-3	18-16	CIVUS 0.75-1.0 AVSS 0.85-1.25 AESSXF 0.85-1.25 AVSSXF 1.0	FLR2X-B 0.75-1.0	Brass(Pre-Tin)				
ST 741451-3	15	AVSSXF 1.5	FLR2X-B 1.5					
ST 740688-3	14	AVSS 2.0 AESSXF 2.0	FLR2X-B 2.0					

090II SEALED CONNECTOR

▶ Improved design from 090 size sealed connector for higher reliability. The blade width of male terminal for this connector is 0.090 inches (Distinctive features).

1. Double locking system eliminates terminal push-out (Housing lance, side lock).
2. Connector cannot be mated if preset terminal spacer is not in full-lock position.

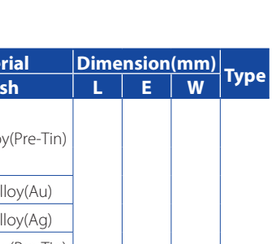

SPECIFICATION

Current Rating(85°C, Sn)	18.5A (2.0SQ)
Temperature Range	-40 ~ 125°C
Contact Resistance	3mΩ Max(Initial)
Insulation Resistance	DC 500V 100MΩ Min
Wire Size	0.22 - 2.0mm²
Housing	PBT

DERATING CURVE

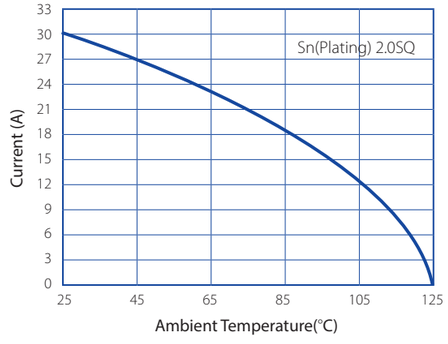

090II WP CONNECTOR



WIRE SEAL

Part No.	Wire Insulation Range (Standard)	Material	Color	Dimension(mm)		Type
				L	E	
MG 685629	Ø1.0 - Ø1.2	Silicone	Yellow	6.8	Ø5.8	A
MG 681114	Ø1.25 – Ø1.8		Blue			
MG 681115	Ø1.8 – Ø2.3		Red			
MG 681119	Ø2.1 – Ø2.2		Black			
MG 682841	Ø2.1 – Ø2.2	H-NBR	Gray			
MG 681116	Ø2.6 – Ø2.65	Silicon	Green			
MG 681159	Dummy Seal		Red	6.2	Ø6.1	B

A



B



HOUSING

Poles	Female			
2	MG 641637(RH)	MG 641789(LH)	MG 642273(T/L, HPA)	MG 643477(T/L)
		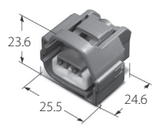		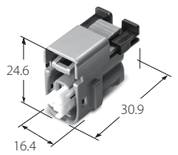
	MG 653494	MG 643753	MG 641494	
				
	MG 651092	Male MG 641221		
	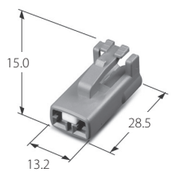			

090II WP CONNECTOR

KOREA ELECTRIC TERMINAL CO., LTD

HOUSING

Poles	Female			
3	MG 641641	MG 642009	MG 643302	MG 645519
		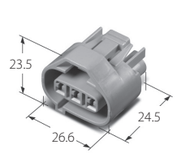		
	MG 644453	MG 644554	MG 645485	
				
	MG 641362	Male MG 651359	MG651794(120Ω), MG654818(1kΩ)	
				
4	MG 641101	Male MG 651098		
				
5	MG 641521	MG 640945		
				
6	MG 641107	Male MG 651104		
		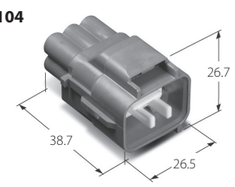		

090II WP CONNECTOR

KOREA ELECTRIC TERMINAL CO., LTD

HOUSING

Poles	Female / Rear Holder	Male / Rear Holder
6	**MG 643796** 	
8	**MG 641310** 	**MG 651308** 
	MG 642357 	
12	**MG 641340** 	**MG 651343** 
	MG 642840(EUI)  **MG 632839** 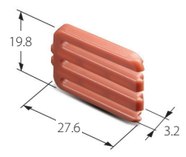	**MG 612836(EUI)HPA** 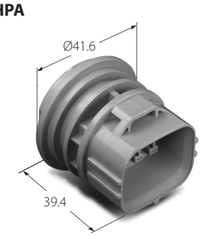 **MG 632837**  Suitable Terminal: ST 740630, ST 741190

N110 CONNECTOR

KOREA ELECTRIC TERMINAL CO., LTD

Ⓐ

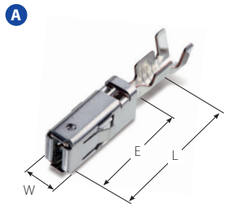

Ⓑ



TERMINAL

Part No.	Wire Range(mm²)			Material	Dimension(mm)			Type
	AWG	JASO	ISO	Finish	L	E	W	
ST 731426-3	24-22	CHFUS 0.22 AESSXF 0.22 AVSS 0.3 AESSXF 0.3 CIVUS 0.35	FLRY-A 0.35	Copper Alloy (Pre-Tin)	19.0	10.5	3.1	Ⓐ
ST 731425-3	20-17	AVSS 0.5-0.85 AESSXF 0.75 AVSSXF 1.0 CIVUS 0.5-1.0	FLRY-A 0.5-1.0					
ST 731482-3	18	-	FLALUY 0.75					
ST 731495-3	16	AVSS 1.25-2.0 AESSXF 1.25-2.5 AVSS 0.85X0.85 AVSSXF 1.5	FLALUY 1.25					
ST 731424-3	16-13		FLRY-A 1.5-2.5					
ST 731483-3	14	-	FLALRY 2.0					
ST 731613-4			FHLR2XC2X 2.0	Copper Alloy (Ag)				
ST 731423-3	12-11	AVS 3.0	FLRY-B 4.0	Copper Alloy (Pre-Tin)	22.6			
ST 731423-4		-	FHLR2GCB2G 4.0 EVP-YJ 4.0 FHL2X-B 3.0-4.0 FHL2XC2X(HC) 3.0-4.0 FHL2XC2X 3.0-4.0	Copper Alloy (Ag)				
ST 731569-4								
ST 741369-3	24-22	CHFUS 0.22 AESSXF 0.22 AVSS 0.3 AESSXF 0.3 CIVUS 0.35	FLRY-A 0.35	Copper Alloy (Pre-Tin)	24.2	0.8	2.8	Ⓑ
ST 741368-3	20-17	AVSS 0.5-0.85 AESSXF 0.75 CIVUS 0.35+0.35, 0.5-1.0 AVSSXF 1.0	FLRY-A 0.5-1.0					
ST 741409-3	18	-	FLALUY 0.75					
ST 741419-3	16	-	FLALUY 1.25					
ST 741367-3	16-13	AVSS 1.25-2.0, 0.85+0.85 AESSXF 1.25-2.5 AVSSXF 1.5	FLRY-A 1.5-2.5					
ST 741410-3	14	-	FLALRY 2.0					
ST 741404-3	12-11	AVS 3.0	FLRY-B 4.0		27.8			
ST 741404-4		-	FHLR2GCB2G 4.0 EVP-YJ 4.0 FHL2X-B 3.0-4.0 FHL2XC2X(HC) 3.0-4.0 FHL2XC2X 3.0-4.0	Copper Alloy (Ag)				
ST 741458-4								

SPECIFICATION

Current Rating(85℃, Sn)	25A (4.0SQ)
Temperature Range	- 40 ~ 85℃
Contact Resistance	3mΩ Max(Initial)
Insulation Resistance	DC 500V 100MΩ Min
Wire Size	0.22 - 4.0mm²
Housing	PBT

DERATING CURVE

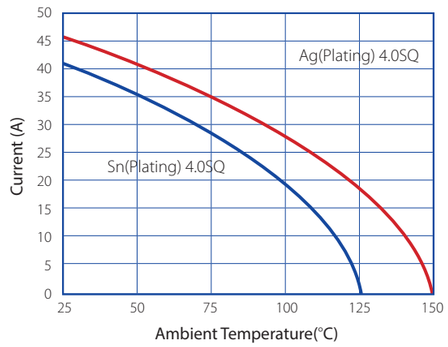

N110 WP CONNECTOR

KOREA ELECTRIC TERMINAL CO., LTD

Ⓐ

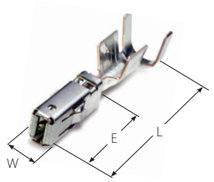

Ⓑ

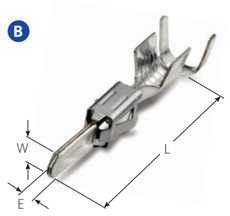

TERMINAL

Part No.	Wire Range(mm²)			Material	Dimension(mm)			Type
	AWG	JASO	ISO	Finish	L	E	W	
ST 731472-3	14-13	AEXF 2.0 AESSXF 2.0 AESSXF 2.5	FLR2X-B 2.5	Copper Alloy (Pre-Tin)	21.0	10.5	3.1	Ⓐ
ST 731456-3	12-11	AEXF 3.0	FLR2X-B 4.0		23.0			
ST 741403-3	14-13	AEXF 2.0 AESSXF 2.0 AESSXF 2.5	FLR2X-B 2.5		26.8	0.8	2.8	Ⓑ
ST 741396-3	12-11	AEXF 3.0	FLR2X-B 4.0		28.5			

WIRE SEAL

Part No.	Wire Insulation Range (Standard)	Material	Color	Dimension(mm)		Type
				L	E	
MG 685549	Ø2.6 - Ø3.1	Silicone	Blue	9.5	Ø6.9	Ⓒ
MG 685541	Ø3.55 - Ø3.7		Gray			
MG 685542	N110 WP DUMMY SEAL		Orange	7.8	Ø7.3	Ⓓ

Ⓒ



Ⓓ



SPECIFICATION

Current Rating(85℃, Sn)	26A (4.0SQ)
Temperature Range	-40 ~ 125℃
Contact Resistance	3mΩ Max(Initial)
Insulation Resistance	DC 500V 100MΩ Min
Wire Size	2.0 - 4.0mm²
Housing	PBT

DERATING CURVE

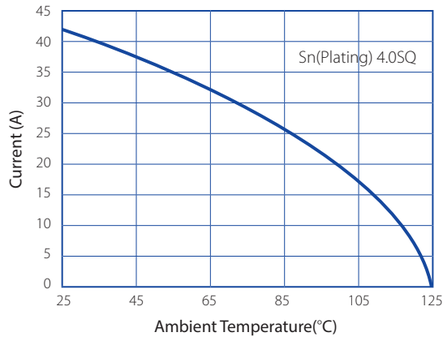

110(58T) CONNECTOR

KOREA ELECTRIC TERMINAL CO., LTD

Ⓐ

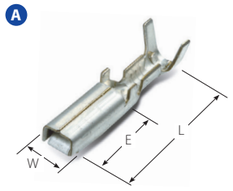

Ⓑ

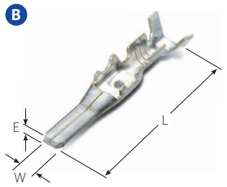

TERMINAL

Part No.	Wire Range(mm²)			Material	Dimension(mm)			Type
	AWG	JASO	ISO	Finish	L	E	W	
ST 730698-3	22-20	AVS 0.3-0.5	-	Brass (Pre-Tin)	21.0	11.5	4.0	Ⓐ
ST 730699-3	18-14	AVS 0.85-2.0, AVSSXF 1.0	-					
ST 740700-3	22-20	AV 0.3-0.5	-		23.3	0.8	2.8	Ⓑ
ST 740700-G			-	Brass (Au)				
ST 740701-3	18-14	AV 0.85-2.0	-	Brass (Pre-Tin)	23.0			
ST 740701-G			-	Brass (Au)				

▶ The blade width of male terminal for this connector is 0.110 inch(Distinctive features).

1. Double locking system eliminates terminal push-out(Housing lance, rear holder).
2. Stable/secure mating action between male and female connector

SPECIFICATION

Current Rating(85℃, Sn)	18A (2.0SQ)
Temperature Range	-40 ~ 85℃
Contact Resistance	3mΩ Max(Initial)
Insulation Resistance	DC 500V 100MΩ Min
Wire Size	0.3 - 2.0mm²
Housing	PBT

DERATING CURVE

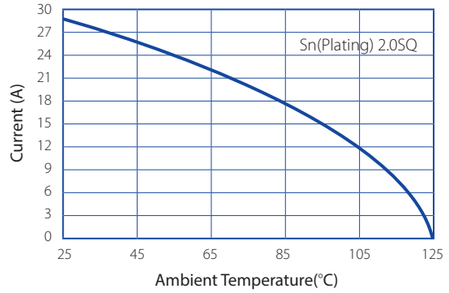

HOUSING

Poles	Female	Male	Rear Holder
2	MG 611251 	MG 621843 	MG 631253 

110 D/L CONNECTOR

KOREA ELECTRIC TERMINAL CO., LTD

A

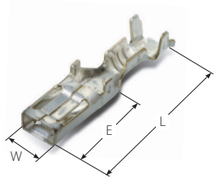

B

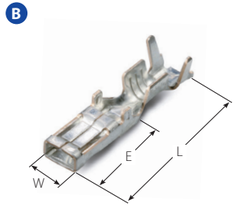

110 D/L TERMINAL

Part No.	Wire Range(mm²)			Material	Dimension(mm)			Type
	AWG	JASO	ISO	Finish	L	E	W	
ST 730316-3	22-18	0.3-0.85		Brass (Pre-Tin)	18.4	7.0	4.4	A
ST 730364-3	16-14	1.25-2.27						
ST 730705-3	22-20	0.3-0.85						B
ST 730706-3	16-14	1.25-2.27						

- Housing Locking Terminal
- The connects accept wire size 0.3-2.0mm² with insulation up to 3.4mm.

SPECIFICATION

Current Rating(85℃, Sn)	18A (2.0SQ)
Temperature Range	-40 ~ 85℃
Contact Resistance	3mΩ Max(Initial)
Insulation Resistance	DC 500V 100MΩ Min
Wire Size	0.3 - 2.27mm²
Housing	PA66

DERATING CURVE

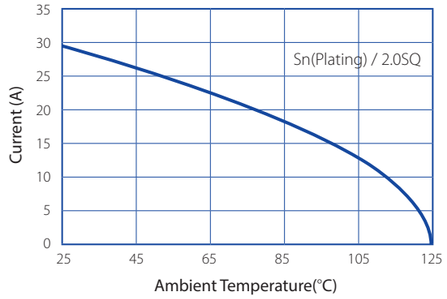

HOUSING

Poles	Female / Rear Holder	
	MG 630123	MG 630124
10		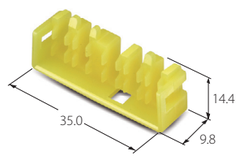



- Waterproof connector designed for high voltage application in automobiles.
- Suitable for radiator motor, ABS relay, modulator, etc.
- Double locking system with rear holder
- Intertidal locking mode ensures complete locking by using the inertia developed from jointing connectors.
- Significant improvement in waterproof function with Individual wire seal
- Small size, waterproof, high density connector designed for the electronic devices equipped in automobiles.
- High density and remarkable reliability with 3mm pitch

A



B

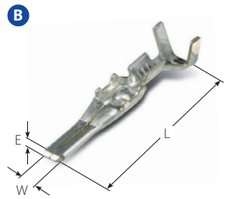

TERMINAL

Part No.	Wire Range(mm²)			Material	Dimension(mm)			Type
	AWG	JASO	ISO	Finish	L	E	W	
ST 730524-3	22-18	AVSS 0.3-0.85	FLR2X-A 0.35 FLR2X-B 0.5	Copper Alloy (Pre-Tin)	19.0	7.0	4.4	A
ST 730525-3	20-14	AVSS 0.5-2.0 AVS 1.25-2.0 AVX 1.25-2.0	FLR2X-B 0.75-2.0					
ST 731431-4	15	-	FLR91X 1.5	Copper Alloy (Ag)				
ST 740530-3	22-18	AVS 0.3-0.85	-	Brass (Pre-Tin)	23.8	0.8	2.8	B
ST 740531-3	16-14	AVS 1.25-2.0	-					

WIRE SEAL

Part No.	Wire Insulation Range (Standard)	Material	Color	Dimension(mm)		Type
				L	E	
MG 685624	Ø1.1-Ø1.2	Silicone	Brown	7.4	Ø6.5	C
MG 685197	Ø1.4		Black			
MG 680522	Ø1.6-Ø1.8		Green			
MG 685027			Blue			
MG 680470	Ø2.1-Ø2.2		Red			
MG 685028			Grey			
MG 680564	Ø2.5-Ø3.1		Blue			

C



SPECIFICATION

Current Rating(85℃, Sn)	18A (2.0SQ)
Temperature Range	-40 ~ 125℃
Contact Resistance	3mΩ Max(Initial)
Insulation Resistance	DC 500V 100MΩ Min
Wire Size	0.3 - 2.0 mm²
Housing	PA66

DERATING CURVE

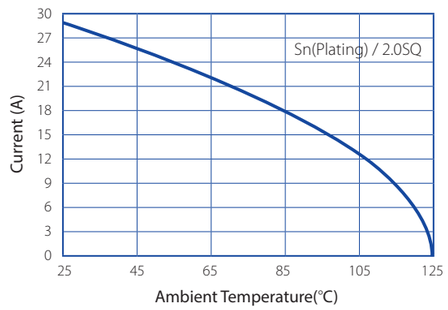

110 WP(58W) CONNECTOR

KOREA ELECTRIC TERMINAL CO., LTD

HOUSING

Poles	Female	Male	Rear Holder
2	**MG 640501** 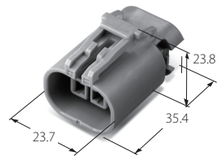	**MG 610499** 	**MG 630505** 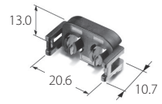
3	**MG 641263** 		**MG 630508** 
4	**MG 640511** 	**MG 651018** 	**MG 630512** 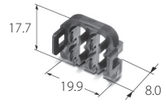
6	**MG 640515** 	**MG 610513** 	**MG 630516** 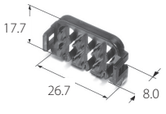
8	**MG 640519** 	**MG 610517** 	**MG 630520** 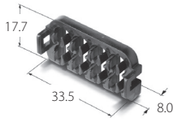

Ⓐ



Ⓑ

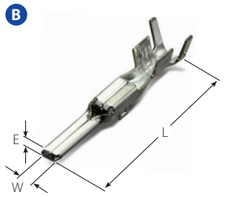

TERMINAL

Part No.	Wire Range(mm²)			Material	Dimension(mm)			Type
	AWG	JASO	ISO	Finish	L	E	W	
ST 731465-3	22-20	CIVUS 0.35-0.5	-	Copper Alloy (Pre-Tin)	19.3	9.5	4.0	Ⓐ
ST 731279-3		AVSS 0.3-0.5	FLRY-A 0.35 FLRY-B 0.5					
ST 731481-3	18	-	FLALUY 0.75					
ST 731280-3	18-15	AVSS 0.85-1.25 AVSSXF 1.0-1.5 CIVUS 0.75-1.0	FLRY-B 0.75-1.5					
ST 731480-3	16	-	FLALUY 1.25					
ST 731494-3	14	-	FLALRY 2.0					
ST 731281-3	14-12	AVSS 2.0 AVS 3.0 AVSSXF 2.0-2.5	FLRY-B 2.0-3.0					
ST 731408-3	12	AVS 3.0 AHEX 3.0 AHHEX 3.0	-					
ST 731520-3	11	-	FLRY-B 4.0					
ST 741398-3	22-20	CIVUS 0.35-0.5	-	Brass (Pre-Tin)	27.3	0.8	2.8	Ⓑ
ST 741285-3		AVSS 0.3-0.5	FLRY-A 0.35 FLRY–B 0.5					
ST 741408-3	18	-	FLALUY 0.75					
ST 741286-3	18-15	AVSS 0.85-1.25 CIVUS 0.35+0.35	FLRY-B 0.75-1.5					
ST 741407-3	16	-	FLALUY 1.25					
ST 741418-3	14	-	FLALUY 2.0					
ST 741287-3	14-12	AVSS 2.0 AVS 3.0	FLRY-B 2.0-3.0					
ST 741373-3	11	-	FLR2X-B 4.0					

SPECIFICATION

Current Rating(85℃, Sn)	26A (4.0SQ)
Temperature Range	- 40 ~ 85℃
Contact Resistance	3mΩ Max(Initial)
Insulation Resistance	DC 500V 100MΩ Min
Wire Size	0.3 - 4.0 mm²
Housing	PBT

DERATING CURVE

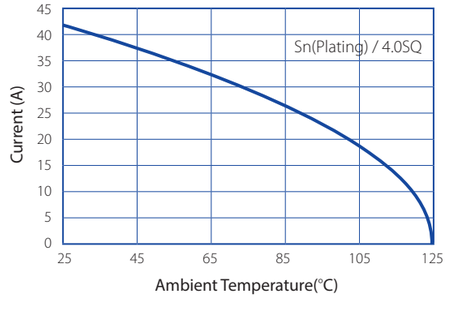

HOUSING

Poles	Female / Rear Holder			
	MG 615171(Single Lock)	**MG 635785(R/H)**	**MG 655779(B)(Double Lock)**	**MG 655786(C)(Double Lock)**
4		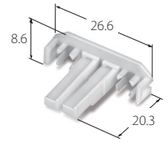		

110(280) WP CONNECTOR

KOREA ELECTRIC TERMINAL CO., LTD

A

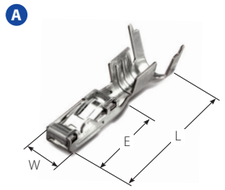

B

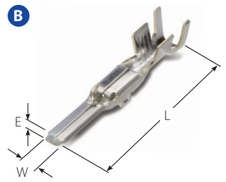

C



D

- The blade width of male terminal for this connector is 2.80mm
- Double locking system eliminates terminal push-out (Housing lance, rear holder).
- Stable/secure mating action between male and female connector
- Waterproof connector designed for high voltage application in automobiles.
- Significant improvement in waterproof function with use of individual wire seal

TERMINAL

Part No.	Wire Range(mm²)			Material	Dimension(mm)			Type
	AWG	JASO	ISO	Finish	L	E	W	
ST 731153-3	20-17	AESSXF 0.5-0.75 AVSSXF 0.5-1.0 CIVUS 0.5-1.0 AEXF 0.5-0.85	FLR2X-B 0.75-1.0	Copper Alloy (Pre-Tin)	19.3	9.5	4.0	A
ST 731152-3	16-13	AESSXF 1.25-2.0 AVSSXF 1.25-2.5 AEXF 1.25-2.0	FLR2X-B 1.5					
ST 731282-3	12-11	AEXF 3.0	FLR2X-B 2.0-3.0 FLR2X-B 4.0		20.0			
ST 731523-3								
ST 741288-3	22-20	AESSXF 0.5 AEXF 0.3-0.5	FLR2X-B 0.5	Brass (Pre-Tin)	27.6	0.8	2.8	B
ST 741289-3	18-15	AESSXF 0.75-1.25 AEXF 0.85-1.25	FLR2X-B 0.75-1.0,1.5					
ST 741290-3	14-13	AESSXF 2.0-2.5 AVSSXF 2.5 AEXF 2.0	FLR2X-B 2.0-2.5					
ST 741420-3	12	AEXF 3.0	FLRY-B 3.0					
ST 741438-3	11	-	FLR2X-B 4.0					

WIRE SEAL

Part No.	Wire Insulation Range (Standard)	Material	Color	Dimension(mm)		Type
				L	E	
MG 685197	Ø1.4	Silicone	Black	7.4	Ø6.5	C
MG 680522	Ø1.6-Ø1.8		Green			
MG 680470	Ø2.1-Ø2.2		Red			
MG 680564	Ø2.5-Ø3.1		Blue			
MG 685484	Ø2.9-Ø3.2		Gray			
MG 685227	Ø3.6-Ø3.9		Yellow			
MG 685574	Ø3.8		Orange			
MG 680905	110 Dummy Seal		Red	10.0	Ø7.0	D

SPECIFICATION

Current Rating(85℃, Sn)	26A (4.0SQ)
Temperature Range	-40 ~ 125℃
Contact Resistance	3mΩ Max(Initial)
Insulation Resistance	DC 500V 100MΩ Min
Wire Size	0.5 - 4.0 mm²
Housing	PBT

DERATING CURVE

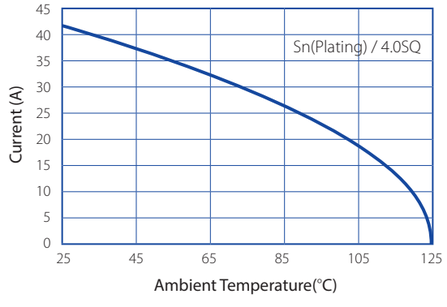

HOUSING

Poles	Female	Male	Rear Holder
1	MG 655698 	MG 625435 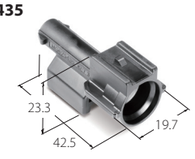	MG 635627 

110(280) WP CONNECTOR
KOREA ELECTRIC TERMINAL CO., LTD

A

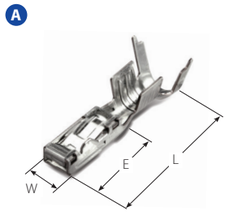

B



- The blade width of male terminal for this connector is 2.80mm
- Double locking system eliminates terminal push-out (Housing lance, rear holder).
- Stable/secure mating action between male and female connector
- Waterproof connector designed for high voltage application in automobiles.
- Significant improvement in waterproof function with use of individual wire seal

TERMINAL

Part No.	Wire Range(mm²)			Material	Dimension(mm)			Type
	AWG	JASO	ISO	Finish	L	E	W	
ST 731153-3	20-17	AESSXF 0.5, 0.75, AVSSXF 0.5, 0.85, 1.0, CIVUS 0.5-0.75, 1.0, AEXF 0.5, 0.85	FLR2X-B 0.5-1.0	Copper Alloy (Pre-Tin)	19.3	9.5	4.0	A
ST 731152-3	16-13	AESSXF 1.25, 2.0, AVSSXF 1.25, 1.5, 2.0, 2.5, AEXF 1.25, 2.0	FLR2X-B 1.5					

WIRE SEAL

Part No.	Wire Insulation Range (Standard)	Material	Color	Dimension(mm)		Type
				L	E	
MG 685400	Ø1.9-Ø2.3	Silicone	Blue	7.5	Ø6.1	B
MG 685401	Ø2.6-Ø3.2		Red			

SPECIFICATION

Current Rating(85℃, Sn)	20A (2.5SQ)
Temperature Range	-40 ~ 125℃
Contact Resistance	3mΩ Max(Initial)
Insulation Resistance	DC 500V 100MΩ Min
Wire Size	0.5 - 2.5 mm²
Housing	PBT

DERATING CURVE

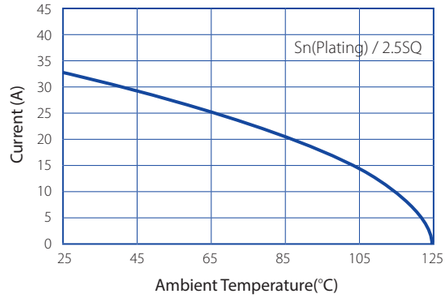

HOUSING

Poles	Female
6	MG 645744  (110 3P+060 3P)

110(280) WP CONNECTOR

KOREA ELECTRIC TERMINAL CO., LTD

A

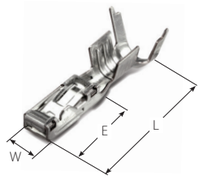

- The blade width of male terminal for this connector is 2.80mm
- Double locking system eliminates terminal push-out (Housing lance, rear holder).
- Stable/secure mating action between male and female connector
- Waterproof connector designed for high voltage application in automobiles.
- Significant improvement in waterproof function with use of individual wire seal

TERMINAL

Part No.	Wire Range(mm²)			Material	Dimension(mm)			Type
	AWG	JASO	ISO	Finish	L	E	W	
ST 731153-3	20-17	AESSXF 0.5, 0.75 AVSSXF 0.5, 0.85, 1.0 CIVUS 0.5-0.75, 1.0 AEXF 0.5, 0.85	FLR2X-B 0.5-1.0	Copper Alloy (Pre-Tin)	19.3	9.5	4.0	A
ST 731152-3	16-13	AESSXF 1.25, 2.0 AVSSXF 1.25, 1.5 2.0, 2.5 AEXF 1.25, 2.0	FLR2X-B 1.5					
ST 731282-3	14-12	AEXF 3.0	FLR2X-B 2.0-3.0		20.0			

B



C

WIRE SEAL

Part No.	Wire Insulation Range (Standard)	Material	Color	Dimension(mm)		Type
				L	E	
MG 685197	Ø1.4	Silicone	Black	7.4	Ø6.5	B
MG 680522	Ø1.6 – Ø1.8		Green			
MG 680470	Ø2.1 – Ø2.2		Red			
MG 680564	Ø2.5 – Ø3.1		Blue			
MG 685484	Ø2.9 – Ø3.1		Gray			
MG 685227	Ø3.8		Yellow			
MG 685574			Orange			
MG 680905	110 Dummy Seal		Red	10.0	Ø7.0	C

SPECIFICATION

Current Rating(85℃, Sn)	24A (3.0SQ)
Temperature Range	-40 ~ 125℃
Contact Resistance	3mΩ Max(Initial)
Insulation Resistance	DC 500V 100MΩ Min
Wire Size	0.5-3.0 mm²
Housing	PBT

DERATING CURVE

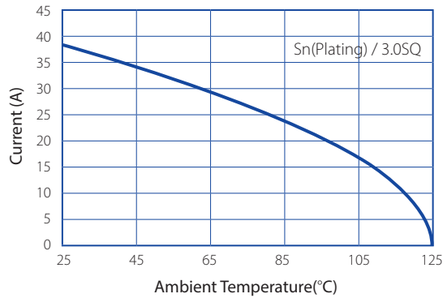

HOUSING

Poles	Female / Rear Holder
2	MG 654469 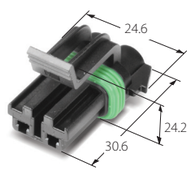 MG 634471 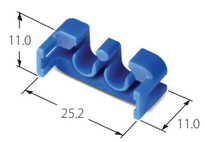 Suitable Wire seal: MG 680470, MG 680564, MG 685484, MG 685227

TLC CONNECTOR

KOREA ELECTRIC TERMINAL CO., LTD

A

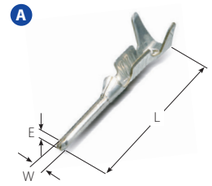

TERMINAL

Part No.	Wire Range(mm²)			Material	Dimension(mm)			Type
	AWG	JASO	ISO	Finish	L	E	W	
ST 750402-3	22-20	0.3-0.5		Brass	16.5	1.0	1.0	A

SPECIFICATION

Current Rating(85℃, Sn)	3A
Temperature Range	-40 ~ 85℃
Contact Resistance	5mΩ Max(Initial)
Insulation Resistance	DC 500V 100MΩ Min
Wire Size	0.3 - 0.5 mm²
Housing	PBT

HOUSING (Ø1.0)

Poles	Female	Male	Wire Seal
3	MG 610088 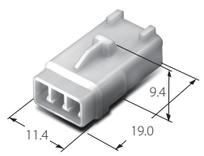 Suitable Terminal: 7115-1591(YZK)	MG 640187  MG 640186 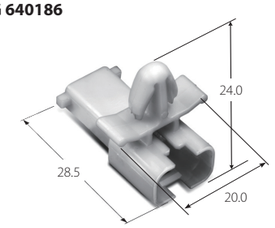 	MG 680157  MG 680538(Dummy Seal) 

150 WP CONNECTOR

KOREA ELECTRIC TERMINAL CO., LTD

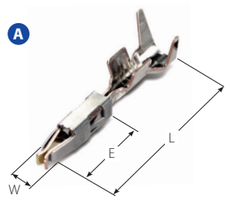

- Waterproof connector with tab size 1.50mm
- Double locking system eliminates terminal push-out (Housing lance, TPA).
- Stable/secure mating action between male and female connector

TERMINAL

Part No.	Wire Range(mm²)			Material	Dimension(mm)			Type
	AWG	JASO	ISO	Finish	L	E	W	
ST 731168-G	17	C3ZH 1.0	-	Brass (Pre-tin)	19.2	9.4	2.2	A

WIRE SEAL

Part No.	Wire Insulation Range (Standard)	Material	Color	Dimension(mm)		Type
				L	E	
MG 684683	Ø1.75 - Ø1.9	Silicone	Blue	7.5	Ø4.3	B



SPECIFICATION

Current Rating(85℃, Sn)	10A
Temperature Range	-40 ~ 125℃
Contact Resistance	3mΩ Max(Initial)
Insulation Resistance	DC 500V 100MΩ Min
Wire Size	1.0 mm²
Housing	PBT

HOUSING (INJECTOR)

Poles	Female
2	MG 644638  

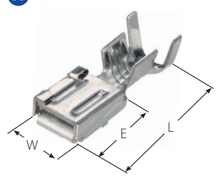

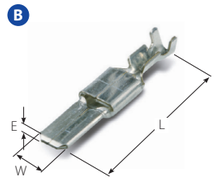

TERMINAL

Part No.	Wire Range(mm²)			Material	Dimension(mm)			Type
	AWG	JASO	ISO	Finish	L	E	W	
ST 730644-3	22-20	AVS 0.3-0.5, CIVUS 0.35-0.5	FLRY-A 0.35, FLRY-B 0.5	Brass (Pre-Tin)	18.0	7.8	6.0	A
ST 730644-3N								
ST 730645-3	18-15	AVS 0.85-1.25, CIVUS 0.75-1.0, AVSSXF 1.0-1.5	FLRY-B 0.75-1.5					
ST 730645-3N								
ST 731497-3	16	-	FLALUY 1.25					
ST 730646-3	14-11	AVS 2.0-3.0, AVSS 2f	FLR2X-B 4.0					
			FLRY-B 2.0-4.0					
ST 731376-3	11	-	FLRY-B 4.0	Copper Alloy (Pre-Tin)				
ST 740631-3	22-20	AVS 0.3-0.5, CIVUS 0.35-0.5	FLRY-A 0.35, FLRY-B 0.5	Brass (Pre-Tin)	26.7	0.8	4.8	B
ST 740632-3	18-15	AVS 0.85-1.25, CIVUS 0.75-1.0, AVSSXF 1.0-1.5	FLRY-B 0.75-1.5					
ST 740633-3	14-11	AVS 2.0-3.0, AVSS 2f	FLR2X-B 4.0, FLRY-B 2.0-4.0					

SPECIFICATION

Current Rating(85℃, Sn)	26A (4.0SQ)
Temperature Range	-40 ~ 85℃
Contact Resistance	3mΩ Max(Initial)
Insulation Resistance	DC 500V 100MΩ Min
Wire Size	0.3 - 4.0 mm²

DERATING CURVE

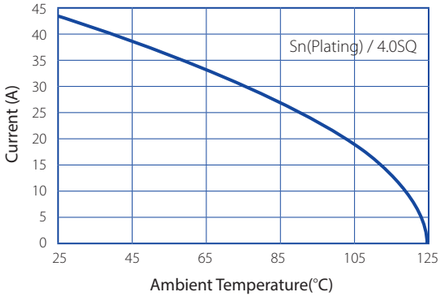





TERMINAL

Part No.	Wire Range(mm²)			Material	Dimension(mm)			Type
	AWG	JASO	ISO	Finish	L	E	W	
ST 730602-1	22-20	AVSS 0.3-0.5		Brass (Unplate)	19.5	7.8	5.8	C
ST 730602-3				Brass (Pre-Tin)				
ST 731400-1				Brass (Unplate)				
ST 731400-3				Brass (Pre-Tin)				
ST 730603-1	18-14	AVSS 0.85-2.0		Brass (Unplate)				
ST 730603-3				Brass (Pre-Tin)				
ST 731114-1				Brass (Unplate)				D
ST 731114-3				Brass (Pre-Tin)				
ST 730968-1	13	AESSXF 2.5		Brass (Unplate)				
ST 730968-3				Brass (Pre-Tin)				

HOUSING

Poles	Female		
2	MG 614122  Suitable Terminal : ST 731114	8	MG 652220 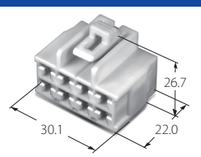 Suitable Terminal : ST 730644, ST 730645, ST 730646

187II WP CONNECTOR

Ⓐ



Ⓑ

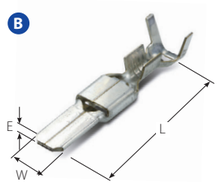

TERMINAL

Part No.	Wire Range(mm²)			Material	Dimension(mm)			Type
	AWG	JASO	ISO	Finish	L	E	W	
ST 730715-3	22-18	AVSS 0.3-0.5 AVS 0.3-0.85 CIVUS 0.35- 0.75	FLR2X-B 0.35-0.75	Brass (Pre-Tin)	19.5	7.8	6.0	Ⓐ
ST 730716-3	17-14	CIVUS 1.0 AVS 1.25-2.0 AVSSXF 2.0	FLR2X-B 2.0					
ST 730717-3	14-13	EPB 2.5	FLR2X-B 2.0-2.5					
ST 731436-3	12	AEXHF-BS 3.0	-	Copper Alloy (Pre-Tin)				
ST 740734-3	22-18	AVSS 0.3-0.5 AVS 0.3-0.85 CIVUS 0.35-0.75	FLR2X-B 0.35-0.75	Brass (Pre-Tin)	28.4	0.8	4.8	Ⓑ
ST 740735-3	17-14	CIVUS 1.0 AVS 1.25-2.0 AVSSXF 2.0	FLR2X-B 2.0					
ST 740736-3	14-12	EPB 2.5, AVS 3.0	FLR2X-B 2.0-2.5					

WIRE SEAL

Part No.	Wire Insulation Range (Standard)	Material	Color	Dimension(mm)		Type
				L	E	
MG 681367	Ø1.4 – Ø1.6	Silicone	Red	8.0	Ø8.1	Ⓒ
MG 681370	Ø1.8 – Ø2.0		Gray			
MG 681371	Ø2.5 – Ø2.9		Black			
MG 681372	Ø3.6		Blue			
MG 681373	187II WP Dummy Seal		Gray	8.7	Ø8.5	Ⓓ

Ⓒ



Ⓓ



SPECIFICATION

Current Rating(85℃, Sn)	23A (3.0SQ)
Temperature Range	-40 ~ 125℃
Contact Resistance	3mΩ Max(Initial)
Insulation Resistance	DC 500V 100MΩ Min
Wire Size	0.3 - 3.0 mm²
Housing	PBT

DERATING CURVE

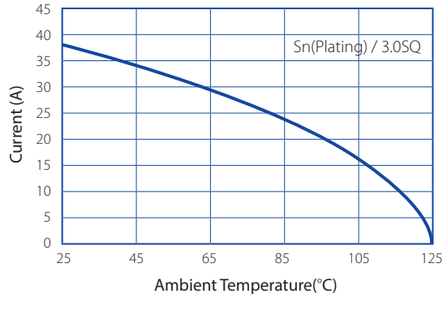

187II WP CONNECTOR

KOREA ELECTRIC TERMINAL CO., LTD

CHARACTERISTICS

- Improved design from 187 size sealed connector for higher reliability
- The blade width of the male terminal for this connect or is 0.187 inch (Distinctive features).
  1. Double locking system eliminates terminal push-out (Housing lance, side lock).
  2. Connectors cannot be mated if preset terminal spacer is not in full-lock position.



HOUSING

Poles	Female	Male
4	**MG 641744** 	**MG 651747** 

▶Suitable Clip: 090II Type

HOUSING (090II187II HYB WP)

Poles	Female		
10	**MG 642351**  (090II 8P+187II 2P)	12	**MG 641306**  (090II 8P+187II 4P)

250 CONNECTOR

Ⓐ



Ⓑ

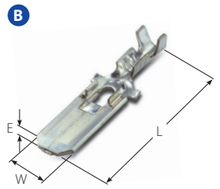

TERMINAL

Part No.	Wire Range(mm^2)			Material	Dimension(mm)			Type
	AWG	JASO	ISO	Finish	L	E	W	
ST 730267-1	22-20	0.3-0.5	0.3-0.5	Brass(Unplate)	19.5	7.8	7.6	Ⓐ
ST 730267-2				Brass(Tin)				
ST 730267-3				Brass(Pre-Tin)				
ST 731420-1				Brass(Unplate)				
ST 731420-2				Brass(Tin)				
ST 731420-3				Brass(Pre-Tin)				
ST 731421-1	18	0.85	0.85	Brass(Unplate)				
ST 731421-2				Brass(Tin)				
ST 731421-3				Brass(Pre-Tin)				
ST 730268-1	18-14	0.75-2.27	0.75-2.27	Brass(Unplate)				
ST 730268-2				Brass(Tin)				
ST 730268-3				Brass(Pre-Tin)				
ST 730269-1	14-12	AVSS 2.0 AVS 3.0	2.0-3.0	Brass(Unplate)				
ST 730269-3				Brass(Pre-Tin)				
ST 740253-1	22-20	CIUVS 0.35-0.5	FLRY-A 0.35-0.5	Brass(Unplate)	24.5	0.8	6.0	Ⓑ
ST 740253-2				Brass(Tin)				
ST 740253-3				Brass(Pre-Tin)				
ST 740253-3S		0.3-0.5	0.3-0.5					
ST 740254-1	18-14	-	FLRY-B 0.75-2.0	Brass(Unplate)				
ST 740254-3				Brass(Pre-Tin)				
ST 740254-3M		0.85-2.0	0.85-2.0					
ST 740255-1	14-12	-	FLRY-B 2.0-2.5	Brass(Unplate)				
ST 740255-3				Brass(Pre-Tin)				
ST 740255-3L		2.0-3.0	2.0-3.0					

SPECIFICATION

Current Rating(85℃, Sn)	24A (3.0SQ)
Temperature Range	-40 ~ 85℃
Contact Resistance	3mΩ Max(Initial)
Insulation Resistance	DC 500V 100MΩ Min
Wire Size	0.3 - 3.0 mm^2
Housing	PA66

DERATING CURVE

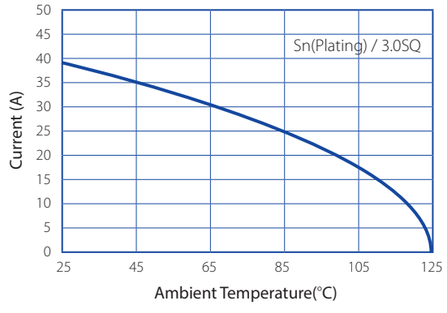

CLIP TYPE(FEMALE HOUSING)

MG 630675(1P)
MG 630676(2P)
MG 630677(3P)
MG 630678(4P)
MG 630759(6P)

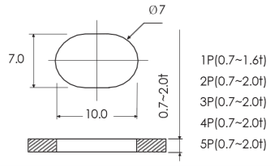



- ▶ Receptacles and tabs can be used from single-pole to multiple-pole connections.
- ▶ Housing locking type is highly reliable.
- ▶ Housing lance type improves stability from terminal lance type.
- ▶ More suitable for components of automotive wiring harness

250 CONNECTOR

KOREA ELECTRIC TERMINAL CO., LTD

HOUSING

Poles	Female	Male
1	**MG 610041/ MG 610041R** 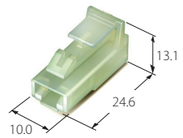 **MG 630675(T=0.7~1.6)** **MG 633062(T=1.7~2.6)** 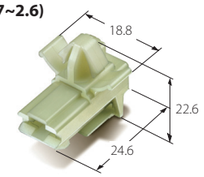	**MG 620040 / MG 620040R** 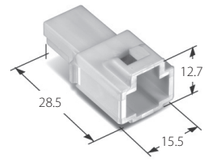
2	**MG 610043** **MG 630676** **MG 613691(HPA)** 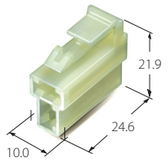  **MG 610684** 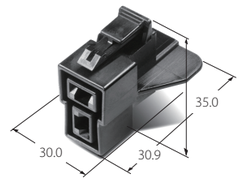	**MG 620042** **MG 623696(HPA)** 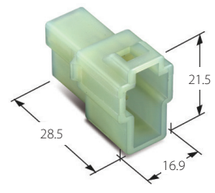
3	**MG 610045** **MG 630677** 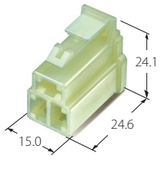 	**MG 620044** 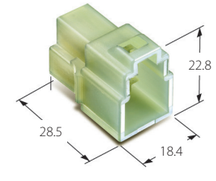
	MG 614758 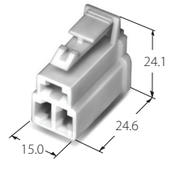	**MG 624757** 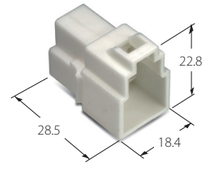

HOUSING

Poles	Female	Male
4	**MG 610047**  **MG 630678** 	**MG 620046** 
5	**MG 614463** 	
6	**MG 610049** 	**MG 620048** 
8	**MG 610051** 	◇ **MG 620050** 

TERMINAL

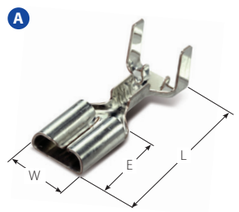

Part No.	Wire Range(mm²)			Material	Dimension(mm)			Type
	AWG	JASO	ISO	Finish	L	E	W	
ST 731165-3	22-20	AVSS 0.3-0.5	-	Copper Alloy (Pre-Tin)	19.5	7.8	7.4	A
ST 731166-3	18-16	AVSS 0.85-1.25	-					
ST 731166-4	16	-	FLR91X-B 1.25	Copper Alloy (Ag)				
ST 731167-3	14 - 12	AVSS 2.0 AVS 3.0	-	Copper Alloy (Pre-Tin)				
ST 731453-3	11	-	FLR2X-B 4.0					
ST 730921-3	22-20	0.3-0.5	0.3-0.5					B
ST 730922-3	18-16	0.85-1.25	0.85-1.25					
ST 730923-3	14-12	2.0-3.0	2.0-3.0					



TERMINAL

Part No.	Wire Range(mm²)			Material	Dimension(mm)			Type
	AWG	JASO	ISO	Finish	L	E	W	
ST 730313-1	22-20	0.3-0.5		Brass(Unplate)	19.5	7.8	7.4	A
◇ **ST 730313-2**				Brass(Tin)				
ST 730141-1	20-14	0.5-2.27		Brass(Unplate)				
ST 730141-2				Brass(Tin)				
ST 730025-1	18-14	0.75-2.27		Brass(Unplate)				
ST 730025-2				Brass(Tin)				
ST 730023-1	16-12	1.25-3.37		Brass(Unplate)				
ST 730023-2				Brass(Tin)				
ST 730142-1	14-12	2.0-3.0		Brass(Unplate)				
ST 730142-2				Brass(Tin)				
ST 730752-3	22-20	AVSS 0.3-0.5	-	Brass(Pre-Tin)				B
ST 730768-3	18-16	AVSS 0.85-1.25	-					
ST 730916-3	14	AVSS 2.0	-	Copper Alloy (Pre-Tin)				
ST 730769-3	14-12	AVSS 2.0 AVS 3.0	-	Brass(Pre-Tin)				
ST 740314-1	22-20	0.3-0.5		Brass(Unplate)	24.5	0.8	6.0	C
ST 740314-3				Brass(Pre-Tin)				
ST 740050-1	18-14	0.85-2.0		Brass(Unplate)				
ST 740050-3				Brass(Pre-Tin)				
ST 740189-1	14-12	2.0-3.0		Brass(Unplate)				
ST 740189-3				Brass(Pre-Tin)				
ST 740439-1	14-12	2.0-3.0		Brass(Unplate)				
ST 740439-3				Brass(Pre-Tin)				
ST 740385-1	24-20	0.2-0.5		Brass(Unplate)				D
ST 740385-3				Brass(Pre-Tin)				
ST 740386-1	18-14	0.85-2.0		Brass(Unplate)				
ST 740386-3				Brass(Pre-Tin)				

HOUSING

Poles	Female			
1	**MG 610086**  Suitable Terminal: A	**Male** **MG 620037**  Suitable Terminal: C		
2	**MG 610422**  Suitable Terminal: A	4	**MG 610101** 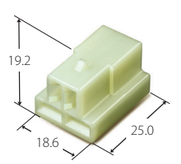 Suitable Terminal: A	

250 CONNECTOR

KOREA ELECTRIC TERMINAL CO., LTD

A



B

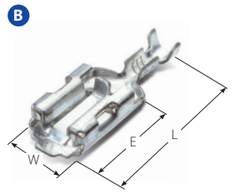

C



D

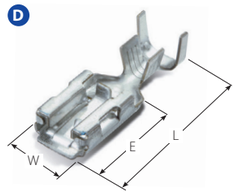

E



TERMINAL

Part No.	Wire Range(mm²)			Material	Dimension(mm)			Type
	AWG	JASO	ISO	Finish	L	E	W	
ST 730869-3	22-20	0.3-0.5		Brass(Pre-Tin)	22.0	11.2	7.4	A
ST 730222-1	18-14	0.75-2.27		Brass(Unplate)				
ST 730222-2				Brass(Tin)				
ST 730222-3				Brass(Pre-Tin)				
ST 730223-1	14-12	2.0-3.0		Brass(Unplate)	22.6			
ST 730223-3				Brass(Pre-Tin)				
ST 730394-3	24-20	0.2-0.5		Brass(Pre-Tin)	21.8	9.6	7.6	B
ST 730382-3	20-16	0.5-1.25			23.8	11.3	7.5	C
ST 730380-3								
ST 730381-3	14-12	AVSS 2.0 AVS 3.0	-					
ST730899-3	22-20	AVSS 0.3-0.5	-		21.8	10.6	7.6	D
ST 730898-3	18-16	AVSS 0.85-1.25	-					
ST 730897-3	14-12	AVS 2.0-3.0 AVSS 2.0	-					
ST 730902-3	22-20	AVSS 0.3-0.5	-		20.4	9.8	7.8	E
ST 730901-3	16-14	AVSS 1.25-2.0	-					

HOUSING

Poles	Female / Rear Holder	
1	**MG 630063**  Suitable Terminal : C	**MG 632413(Defog)** 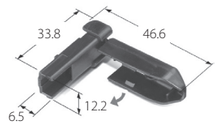 Suitable Termina l : ST 730901, ST 730902
2	**MG 630685**  Suitable Terminal : ST 730351, D **MG 632410** 	**MG 611730(Stop Lamp)** 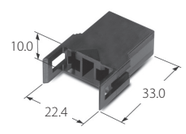 Suitable Terminal : ST 730267, ST 730268, ST 730269

250 D/L CONNECTOR

KOREA ELECTRIC TERMINAL CO., LTD

A



B

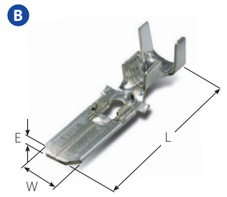

TERMINAL

Part No.	Wire Range(mm²)			Material	Dimension(mm)			Type
	AWG	JASO	ISO	Finish	L	E	W	
ST 730467-1	22-20	AVSS 0.3-0.5	FLRY-A 0.35 FLRY-B 0.5	Brass (Pre-Tin)	19.5	7.8	7.4	A
ST 730467-3								
ST 730468-1	18-16	AVSS 0.85-1.25	FLRY-B 0.75-1.0					
ST 730468-3								
ST 730469-1	14-12	AVS 2.0-3.0	FLRY-B 2.0-2.5					
ST 730469-3								
ST 740470-1	22-20	AVSS 0.3-0.5	FLRY-A 0.35 FLRY-B 0.5		24.5	0.8	6.0	B
ST 740470-3								
ST 740471-1	18-16	AVSS 0.85-1.25	FLRY-B 0.75-1.0					
ST 740471-3								
ST 740472-1	14-12	AVSS 2.0-3.0	FLRY-B 2.0-2.5					
ST 740472-3								



- In-Line, wire to wire connector for an automobile.
- Wide range of usage for mid and high current circuits.
- Double Locking system with a Rear Holder prevents incomplete terminal locking into housing.

SPECIFICATION

Current Rating(85℃, Sn)	24A (3.0SQ)
Temperature Range	-40 ~ 85℃
Contact Resistance	3mΩ Max(Initial)
Insulation Resistance	DC 500V 100MΩ Min
Wire Size	0.3 - 3.0 mm²
Housing	PA66

DERATING CURVE

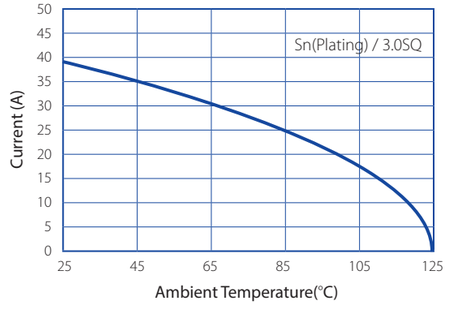

250 D/L CONNECTOR

HOUSING

Poles	Female / Rear Holder	Male
1	**MG 610983** 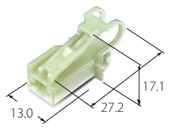 **MG 630998** 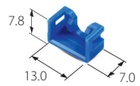	**MG 620984** 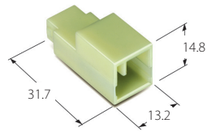
2	**MG 610263** 	**MG 620262**  **MG 625459** 
3	**MG 611657** 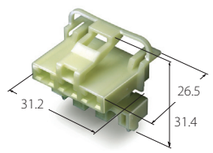	
4	**MG 610267** 	**MG 620266** 
	MG 655651 	
6	**MG 610269** 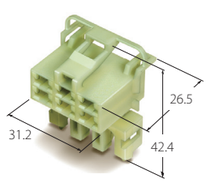	**MG 620268** 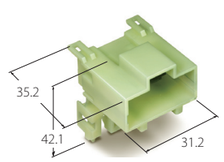
8	**MG 610271** 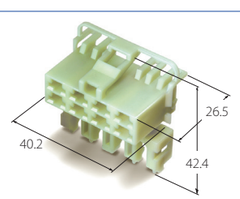	**MG 620270** 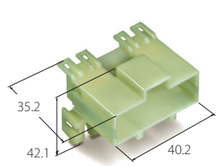

250III CONNECTOR

CHARACTERISTICS

- These connectors are suitable for parts requiring high degrees of reliability such as, in automobile air bag, ABS, and ignition switch system.
- Triple-lock connectors are being employed for the first time in Korea to provide complete connection between housings.
- Detachable rear holders are employed in double lock structure to prevent incomplete terminal locking or non-insertion.



HOUSING

Poles	Female
2	**MG 650901** 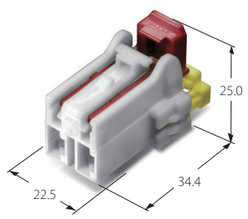
6	**MG 650887** 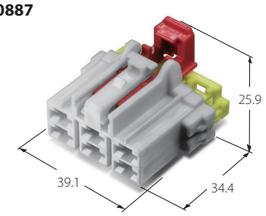 **MG 655803** 

Suitable Terminal : ST 730267, ST 730268, ST 730269

N250 CONNECTOR

KOREA ELECTRIC TERMINAL CO., LTD



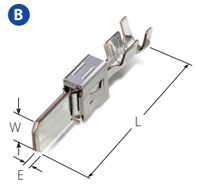

TERMINAL

Part No.	Wire Range(mm²)			Material	Dimension(mm)			Type
	AWG	JASO	ISO	Finish	L	E	W	
ST 731430-3	20-16	AVSS 0.5-0.85, AESSXF 0.5-1.25	FLRY-B 0.5-1.0	Copper Alloy (Pre-Tin)	19.4	10.8	4.1	A
ST 731429-3	16-13	AVSS 1.25-2.0 AESSXF 1.25-2.5	FLRY-B 1.5-2.5					
ST 731614-4	14	-	FHLR2XC2X 2.0	Copper Alloy (Ag)				
ST 731428-3	12-11	AVS 3.0	FLRY-B 4.0	Copper Alloy (Pre-Tin)				
ST 731428-4		AVS 3.0, EEHX 3.0	FLRY-B 4.0, FHL2X-B 3.0-4.0, FHL2XC2C(HC) 3.0-4.0	Copper Alloy (Ag)				
ST 731570-4		AVS 3.0, EEHX 3.0	FLRY-B 4.0, FHL2X-B 3.0-4.0, FHL2XC2C(HC) 3.0-4.0					
ST 731427-3	10-9	AVS 5.0, AEXF 5.0	FLRY-B 6.0	Copper Alloy (Pre-Tin)	20.3			
ST 731427-4		AVS 5.0, AEXF 5.0, EEHX 5.0	FLRY-B 6.0	Copper Alloy (Ag)				
ST 731571-4		AVS 5.0, AEXF 5.0, EEHX 5.0	FLRY-B 6.0					
ST 741372-3	20-16	AVSS 0.5-0.85 AESSXF 0.5-1.25	FLRY-B 0.5-1.0	Copper Alloy (Pre-Tin)	25.5	0.8	5.8	B
ST 741371-3	16-13	AVSS 1.25-2.0, AESSXF 1.25-2.5	FLRY-B 1.5-2.5					
ST 741370-3	12-11	AVS 3.0	FLRY-B 4.0					
ST 741370-4		AVS 3.0, EEHX 3.0	FLRY-B 4.0, FHL2X-B 3.0-4.0, FHL2XC2C(HC) 3.0-4.0 FHL2XC2X 3.0-4.0	Copper Alloy (Ag)				
ST 741460-4		AVS 3.0, EEHX 3.0	FLRY-B 4.0, FHL2X-B 3.0-4.0, FHL2XC2C(HC) 3.0-4.0 FHL2XC2X 3.0-4.0					
ST 741393-3	10-9	AVS 5.0, AEXF 5.0,	FLRY-B 6.0	Copper Alloy (Pre-Tin)	25.6			
ST 741393-4		AVS 5.0, AEXF 5.0, EEHX 5.0	FLRY-B 6.0	Copper Alloy (Ag)				
ST 741459-4		AVS 5.0, AEXF 5.0, EEHX 5.0	FLRY-B 6.0					

SPECIFICATION

Current Rating(85℃, Sn)	36A (6.0SQ)
Temperature Range	- 40 - 85℃
Contact Resistance	3mΩ Max(Initial)
Insulation Resistance	DC 500V 100MΩ Min
Wire Size	0.5 - 6.0mm²

DERATING CURVE

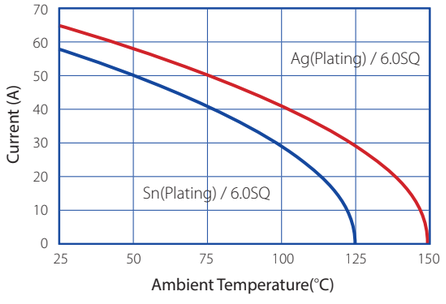

N250 WP CONNECTOR

KOREA ELECTRIC TERMINAL CO., LTD



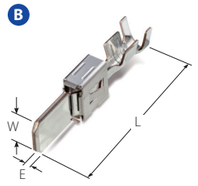

TERMINAL

Part No.	Wire Range(mm²)			Material	Dimension(mm)			Type
	AWG	JASO	ISO	Finish	L	E	W	
ST 731490-3	15-14	AESSXF 2.0	FLR2X-B 1.5	Copper Alloy (Pre-Tin)	21.3	10.8	4.1	A
ST 731508-3	12-11	AEXF 3.0	FLR2X-B 4.0					
ST 731485-3	10-9	AEXF 5.0	FLR2X-B 6.0					
ST 741430-3	12-11	AEXF 3.0	FLR2X-B 4.0		27.2	0.8	5.8	B
ST 741429-3	10-9	AEXF 5.0	FLR2X-B 6.0					

WIRE SEAL

Part No.	Wire Insulation Range (STANDARD)	Material	Color	Dimension(mm)		Type
				L	E	
MG 685565	Ø2.3-Ø2.6	Silicone	Green	9.0	Ø9.0	C
MG 685584	Ø3.55-Ø3.8		Blue			
MG 685556	Ø4.15-Ø4.6		Gray			
MG 685583	Dummy Seal		Orange	10.0	Ø9.5	D

C







D



SPECIFICATION

Current Rating(85℃, Sn)	34A (6.0SQ)
Temperature Range	-40 ~ 125℃
Contact Resistance	3mΩ Max(Initial)
Insulation Resistance	DC 500V 100MΩ Min
Wire Size	1.5 - 6.0 mm²

DERATING CURVE

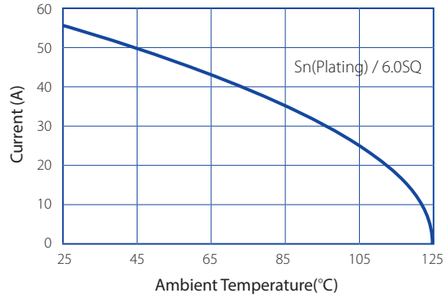

250 WP(58X) CONNECTOR KOREA ELECTRIC TERMINAL CO., LTD

A



B

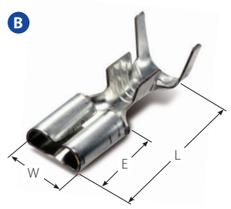

C

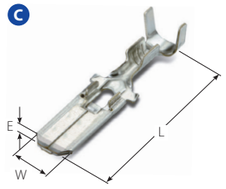

TERMINAL

Part No.	Wire Range(mm²)			Material	Dimension(mm)			Type
	AWG	JASO	ISO	Finish	L	E	W	
ST 730411-1	20-16	0.5-1.25	0.5-1.25	Brass(Unplate)	20.0	8.0	7.8	A
ST 730411-3				Brass(Pre-Tin)				
ST 730412-1	14-11	2-4	2-4	Brass(Unplate)				
ST 730412-3				Brass(Pre-Tin)				
ST 730659-1	20-16	AVS 0.5-1.25 AVSS 1.25 AVSSXF 1.0	FLR2X-B 0.75-1.0	Brass(Unplate)			7.4	B
ST 730659-3				Brass(Pre-Tin)				
ST 731548-3	15	AVSSXF 1.5	FLR2X-B 1.0-1.5					
ST 730660-1	14-12	AVS 2.0-3.0 AVSSXF 2.0	-	Brass(Unplate)				
ST 730660-3				Brass(Pre-Tin)				
ST 740576-1	20-16	AVS 0.5-1.25 AVSS 1.25	-	Brass(Unplate)	28.0	0.8	6.0	C
ST 740576-3				Brass(Pre-Tin)				
ST 740577-1	14-12	AVS 2.0-3.0	-	Brass(Unplate)				
ST 740577-3				Brass(Pre-Tin)				

WIRE SEAL

Part No.	Wire Insulation Range (Standard)	Material	Color	Dimension(mm)		Type
				L	E	
MG 681505	Ø1.5-Ø1.6	Silicone	Green	9.3	Ø9.6	D
MG 680524	Ø1.8-Ø2.7		Black			
MG 680728	Ø2.6-Ø2.85		Blue			
MG 680601	Ø3.6		Red			
MG 683213	Dummy Seal		Brown	6.0	Ø9.8	E

D



E



SPECIFICATION

Current Rating(85°C, Sn)	25A (3.0SQ)
Temperature Range	-40 - 125°C
Contact Resistance	3mΩ Max(Initial)
Insulation Resistance	DC 500V 100MΩ Min
Wire Size	0.5 - 4.0 mm²
Housing	PA66

DERATING CURVE

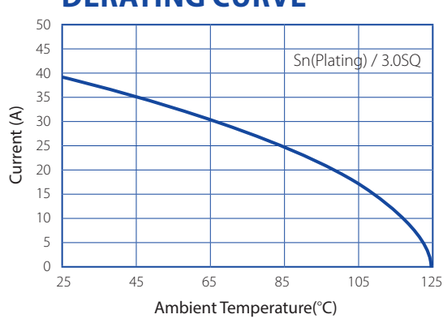

CHARACTERISTICS

▶ Designed to waterproof connectors in wide range of electrical and electronic products form home appliances to automotive wiring : providing safe and secured electrical connections.



HOUSING

Poles	Female	Male	Rear Holder
1	**MG 610949** **MG 613807(HPA)** 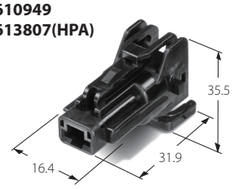 Suitable Terminal: ST 730659, ST 730660	**MG 640951** 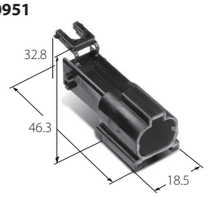 Suitable Terminal: ST 740576, ST 740577	
2	**MG 640188**  Suitable Terminal: ST 730411, ST 730412	**MG 610574**  Suitable Terminal: ST 740576, ST 740577	**MG 630537** 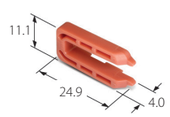

250(630) CONNECTOR

KOREA ELECTRIC TERMINAL CO., LTD



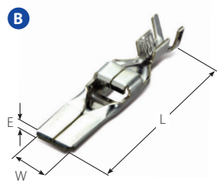

- The blade width of male terminal for this connector is 6.30mm.
- Double locking system eliminates terminal push-out (Housing lance, TPA).
- Stable/secure mating action between male and female connector

TERMINAL

Part No.	Wire Range(mm²)			Material	Dimension(mm)			Type
	AWG	JASO	ISO	Finish	L	E	W	
ST 731211-3	20-18	AVS 0.5--0.85	FLRY-B 0.5-0.75	Copper Alloy (Pre-Tin)	20.0	9.0	7.5	A
ST 731493-3	18	-	FLALUY 0.75					
ST 731210-3	17-14	AVS 1.0-2.0 AVSSXF 1.5	FLRY-B 1.0-2.0					
ST 731492-3	16	-	FLALUY 1.25					
ST 731484-3	14	-	FLALRY 2.0					
ST 731209-3	13-11	AVS 2.5-3.0	FLRY-B 2.5-4.0					
ST 731459-3	11	-	FLRY-B 4.0					
ST 731560-3	10	AEXHF 5.0	FLRY-B 5.0					
ST 741208-3	20-18	AVSS 0.5-0.85 CIVUS 0.5-0.75	FLRY-B 0.5-0.75	Brass (Pre-Tin)	28.1	0.8	6.3	B
ST 741417-3	18	-	FLALUY 0.75					
ST 741207-3	17-14	AVSS 1.25-2.0 CIVUS 1.0 AVSSXF 1.0-1.5	FLRY-B 1.0-2.0					
ST 741416-3	16	-	FLALUY 1.25					
ST 741415-3	14	-	FLALRY 2.0					
ST 741206-3	13-11	AVS 3.0	FLRY-B 2.5-4.0					
ST 741455-3	10	AEXHF 5.0	FLRY-B 5.0					

SPECIFICATION

Current Rating(85℃, Sn)	32A (5.0SQ)
Temperature Range	-40 ~ 85℃
Contact Resistance	3mΩ Max(Initial)
Insulation Resistance	DC 500V 100MΩ Min
Wire Size	0.5 - 5.0 mm²
Housing	PBT

DERATING CURVE

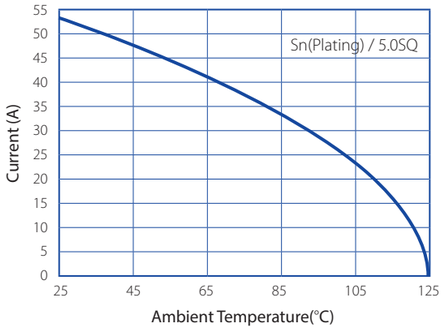

250(630) CONNECTOR
KOREA ELECTRIC TERMINAL CO., LTD

HOUSING

Poles	Female	Male
6	**MG 655697** 	**MG 645750** 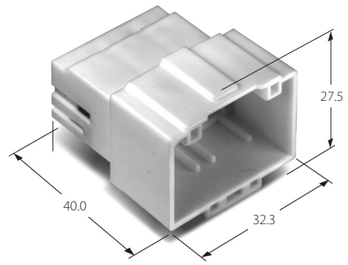

312 CONNECTOR

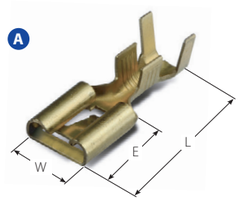

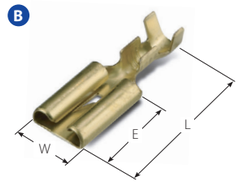

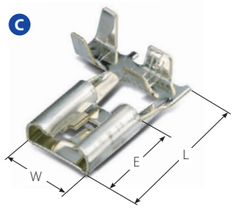



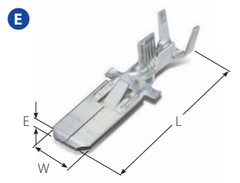

TERMINAL

Part No.	Wire Range(mm²)			Material	Dimension(mm)			Type
	AWG	JASO	ISO	Finish	L	E	W	
ST 730107-1	18-14	0.85-2.0		Brass(Unplate)	22.8	9.6	9.0	A
ST 730107-3				Brass(Pre-Tin)				
ST 730108-1	12-10	AVS 3.0-5.0		Brass(Unplate)				
ST 730108-3				Brass(Pre-Tin)				
ST 730373-1	20-14	0.5-2.0		Brass(Unplate)	24.4	12.1		B
ST 730373-3				Brass(Pre-Tin)				
ST 730374-1	12-10	3.0-5.0		Brass(Unplate)				
ST 730374-3				Brass(Pre-Tin)				
ST 730707-1	20-18	AVSS 0.5-0.85		Brass(Unplate)	18.0	8.6		C
ST 730707-3				Brass(Pre-Tin)				
ST 730026-1	16-14	AVSS 1.25-2.0		Brass(Unplate)				
ST 730026-3				Brass(Pre-Tin)				
ST 730273-1	20-14	0.5-2.0		Brass(Unplate)	19.5	10.0		D
ST 730273-3				Brass(Pre-Tin)				
ST 740109-1	16-14	1.25-2.27		Brass(Unplate)	29.8	0.81	7.9	E
ST 740109-3				Brass(Pre-Tin)				
ST 740110-1	12-10	3.0-5.27		Brass(Unplate)				
ST 740110-3				Brass(Pre-Tin)				

SPECIFICATION

Current Rating(85℃, Sn)	30A (5.0SQ)
Temperature Range	-40 ~ 85℃
Contact Resistance	3mΩ Max(Initial)
Insulation Resistance	DC 500V 100MΩ Min
Wire Size	0.5 - 5.27 mm²
Housing	PA66



HOUSING

Poles	Female / Rear Holder	
2	**MG 610686**	**MG 630687**
	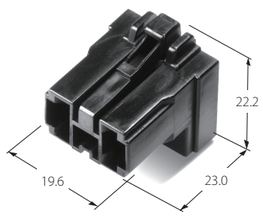	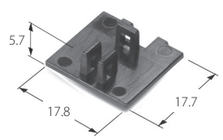

312 CONNECTOR

KOREA ELECTRIC TERMINAL CO., LTD





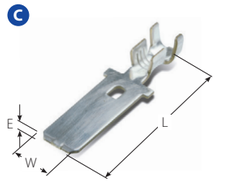

TERMINAL

Part No.	Wire Range(mm²)			Material	Dimension(mm)			Type
	AWG	JASO	ISO	Finish	L	E	W	
ST 730266-1	22-20	0.3-0.5		Brass(Unplate)	22.8	9.6	9.0	A
ST 730371-1	20-14	0.5-2.0		Brass(Unplate)	24.35	10.0		
ST 730371-3				Brass(Pre-Tin)				
ST 730457-1	14-12	2.0-3.0		Brass(Unplate)				
ST 730457-3				Brass(Pre-Tin)				
ST 730372-1	12-10	3.0-5.0		Brass(Unplate)				
ST 730372-3				Brass(Pre-Tin)				
ST 730852-1	14-12	2.0-3.0		Brass(Unplate)				B
ST 730852-3				Brass(Pre-Tin)				
ST 740370-1	16-14	1.25-2.0		Brass(Unplate)	29.7	0.8	7.9	C
ST 740370-2				Brass(Tin)				
ST 740332-1	14-12	2.0-3.0		Brass(Unplate)	33.8			
ST 740332-3				Brass(Pre-Tin)				
ST 740333-3	12-10	3.0-5.0		Brass(Pre-Tin)				
ST 740399-1				Brass(Unplate)	29.7			
ST 740399-2				Brass(Tin)				

SPECIFICATION

Current Rating(85℃, Sn)	30A (5.0SQ)
Temperature Range	-40 ~ 85℃
Contact Resistance	3mΩ Max(Initial)
Insulation Resistance	DC 500V 100MΩ Min
Wire Size	0.3 - 5.0 mm²
Housing	PA66

HOUSING

Poles	Female	Male
1	**MG 610958** 	**MG 620959** 
2	**MG 610281** 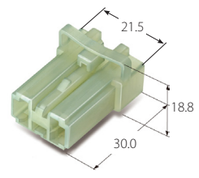	**MG 620282** 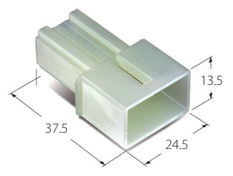
	Suitable Terminal : ST 730371, ST 730372	Suitable Terminal : ST 740370, ST740399

312II CONNECTOR

KOREA ELECTRIC TERMINAL CO., LTD

A



B



TERMINAL

Part No.	Wire Range(mm²)			Material	Dimension(mm)			Type
	AWG	JASO	ISO	Finish	L	E	W	
ST 731532-3	16	AVS 1.25	-	Brass (Pre-Tin)	23.4	7.8	9.2	A
ST 730642-3	14-12	AVS 2.0-3.0	FLRY-B 2.0-4.0					
ST 731112-3				Copper Alloy (Pre-Tin)				
ST 731422-3	11-10	AVS 5.0 AVXF 5.0	FLRY-B 4.0					
ST 730643-3	10-8	AVS 5.0 AV 8.0	FLRY-B 6.0 FLRYW-B 8.0	Brass (Pre-Tin)				
ST 731147-3				Copper Alloy (Pre-Tin)				
ST 740600-3	14-12	AVSS 2.0-3.0	FLRY-B 2.0-4.0	Brass (Pre-Tin)	32.3	0.8	8.0	B
ST 740601-3	10-8	AVS 5.0-8.0	FLRY-B 6.0 FLRYW-B 8.0					

SPECIFICATION

Current Rating(85°C, Sn)	38A (8.0SQ)
Temperature Range	-40 ~ 85°C
Contact Resistance	3mΩ Max(Initial)
Insulation Resistance	DC 500V 100MΩ Min
Wire Size	1.25 - 8.0 mm²
Housing	PBT

DERATING CURVE

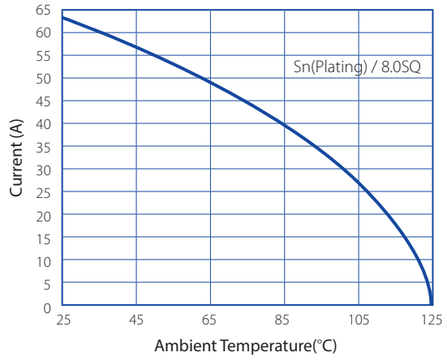

HOUSING

Poles	Female					
1	MG 653994	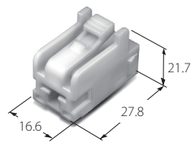	2	MG 652500	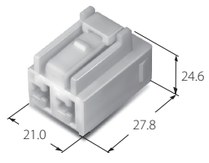	3	MG 653993	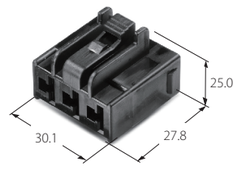
4	MG 651926	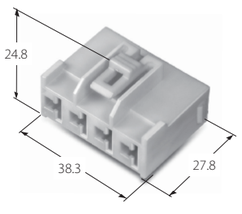	Male	MG 641928	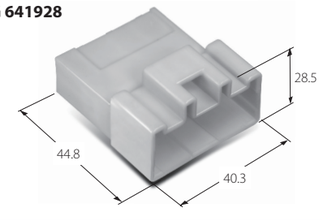			

312II WP CONNECTOR

KOREA ELECTRIC TERMINAL CO., LTD

A



B



TERMINAL

Part No.	Wire Range(mm²)			Material	Dimension(mm)			Type
	AWG	JASO	ISO	Finish	L	E	W	
ST 730650-3	16	AVS 1.25	-	Brass (Pre-Tin)	22.4	7.8	9.2	A
ST 730651-3	14-12	AVS 2.0-3.0	FLR2X-B 2.0-3.0					
ST 730652-3	11-9	AVS 5.0	FLR2X-B 4.0-6.0					
ST 730936-3				Copper Alloy (Pre-Tin)				
ST 730652-3N	10	AVS 5.0, AEXF 5.0	-	Brass (Pre-Tin)				
ST 730893-3	8	AVS 8.0	-					
ST 730893-3N		AVS 8.0, AEXF 8.0	-					
ST 740653-3	16	AVS 1.25	-		31.3	0.8	7.9	B
ST 740654-3	14-12	AVS 2.0-3.0	FLR2X-B 2.0-3.0					
ST 740655-3	11-9	AVS 5.0	FLR2X-B 4.0-6.0					
ST 740668-3	8	AVS 8.0, AVXF 8.0	-					

WIRE SEAL

Part No.	Wire Insulation Range (Standard)	Material	Color	Dimension(mm)		Type
				L	E	
MG 680953	Ø2.5-Ø3.6	Silicone	Gray	10.0	Ø11.8	C
MG 685684	Ø3.55-Ø4.15		Blue			
MG 680954	Ø4.4-Ø5.3		Black			
MG 680961	312II WP Dummy Seal		Orange	16.0	Ø12.5	D

C



D

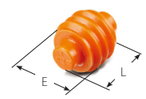

SPECIFICATION

Current Rating(85°C, Sn)	38A (8.0SQ)
Temperature Range	-40 ~ 125°C
Contact Resistance	3mΩ Max(Initial)
Insulation Resistance	DC 500V 100MΩ Min
Wire Size	1.25 - 8.0 mm²
Housing	PBT

DERATING CURVE

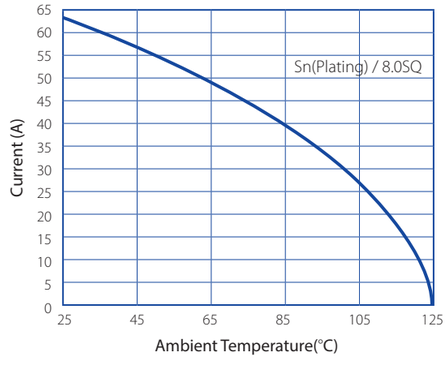

312II WP CONNECTOR

KOREA ELECTRIC TERMINAL CO., LTD

HOUSING

Poles	Female	Male
1	**MG 640944** 	**MG 650943** 
2	**MG 642928** 	**MG 652934** 
3	**MG 642292** 	**MG 652290** 



- These are waterproof connectors for circuits carring mid and high current.
- Suitable for water-tight areas such as automobile engine compartments
- Terminals are designed as box structures to reinforce contact between terminals and to improve electrical performance.

HOUSIG (187II312II HYB WP)

Poles	Female
3	**MG 642925**  (312II WP 2P+187II WP 1P)

375 CONNECTOR

KOREA ELECTRIC TERMINAL CO., LTD

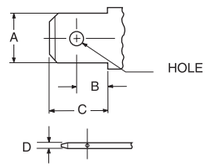

TAB THICKNESS

TAB	A	B	C	D
375	9.5	7.3	12.3	1.2

TERMINAL

A

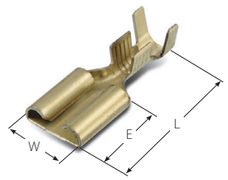

B



C

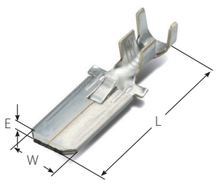

D



Part No.	Wire Range(mm²)			Material	Dimension(mm)			Type
	AWG	JASO	ISO	Finish	L	E	W	
ST 730247-1	18-14	0.75-2.27		Brass(Unplate)	27.2	12.0	11.0	A
ST 730247-3				Brass(Pre-Tin)				
ST 730248-1	12-10	3.08-5.27		Brass(Unplate)				
ST 730248-3				Brass(Pre-Tin)				
ST 730337-1	18-14	0.75-2.27		Brass(Unplate)				B
ST 730337-3				Brass(Pre-Tin)				
ST 730338-1	12-10	3.08-5.27		Brass(Unplate)				
ST 730338-3				Brass(Pre-Tin)				
ST 740252-1				Brass(Unplate)	32.3	1.2	9.5	C
ST 740252-3				Brass(Pre-Tin)				
ST 740340-1				Brass(Unplate)				D
ST 740340-3				Brass(Pre-Tin)				

375(58L) CONNECTOR

A

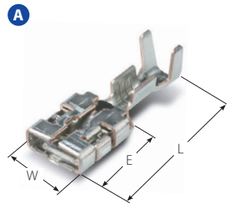

B

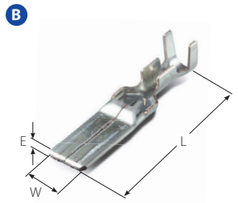

TERMINAL

Part No.	Wire Range(mm²)			Material	Dimension(mm)			Type
	AWG	JASO	ISO	Finish	L	E	W	
ST 730723-3	12	AVS 3.0	-	Copper Alloy (Pre-Tin)	29.0	13.7	11.3	A
ST 731529-3	11	-	FLRY-B 4.0					
ST 730722-3	9	-	FLRY-B 6.0 FLRYW-B 6.0					
ST 731378-3	7	-	FLRY 10.0					
ST 731398-3		AEXF 10.0	-					
ST 731050-3	-	AEXF 8.0+8.0	-		29.7			
ST 740538-3	12	AVS 3.0	-		40.0	1.2	9.5	B
ST 741477-3	11	-	FLRY-B 4.0					
ST 740539-3	9-8	-	FLRY-B 6.0 FLRYW-B 8.0					
ST 741394-3	7	-	FLRY-B 10.0					

- Automobile connector designed to work in high voltage
- Suitable for Fusible-Link, Relay Box, etc.
- Double Locking system with a Rear Holder prevents incomplete terminal locking into housing.



SPECIFICATION

Current Rating(85°C, Sn)	60A (10.0SQ)
Temperature Range	-40 ~ 85°C
Contact Resistance	2mΩ Max(Initial)
Insulation Resistance	DC 500V 100MΩ Min
Wire Size	3.0 - 10.0 mm²
Housing	PBT

DERATING CURVE

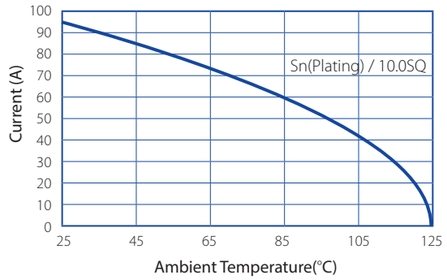

HOUSING

Poles	Female	Rear Holder	Male	Rear Holder
1	MG 610658 	MG 630660 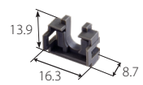	MG 620659  MG 625438 	MG 630661 
	MG 613689 		MG 623688 	
	MG 615575 			

HOUSING

Poles	Female	Rear Holder	Male	Rear Holder
1	MG 614449(L) MG 614450(R) 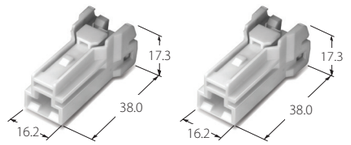			
1	MG 610557 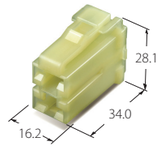	MG 630656 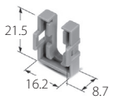	MG 620558 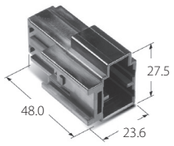	MG 630657 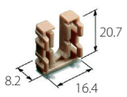
	MG 655655 		MG 625474 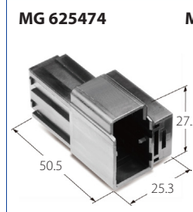 MG 625429 	
2	MG 610557 			
	MG 613130(L) 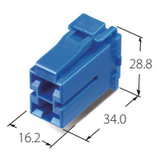 MG 613131 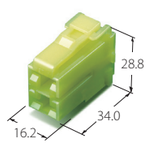			
	MG 613132(L) 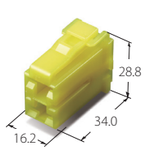 MG 613133(R) 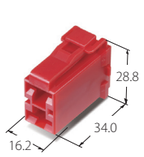			

375(58Y) WP CONNECTOR

KOREA ELECTRIC TERMINAL CO., LTD

A

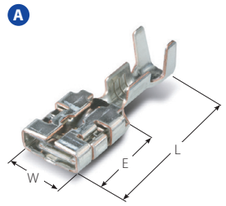

B

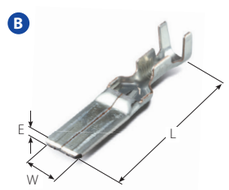

TERMINAL

Part No.	Wire Range(mm²)			Material	Dimension(mm)			Type
	AWG	JASO	ISO	Finish	L	E	W	
ST 730722-3	10-8	AVS 5.0-8.0, AEXF 5.0	FLRYW-B 8.0	Copper Alloy (Pre-Tin)	29.0	13.7	11.3	A
ST 730722-4	8	AEXF 8.0	-	Copper Alloy (Ag)				
ST 740539-3	10-8	AVS 5.0-8.0, AEXF 5.0	FLRYW-B 8.0	Copper Alloy (Pre-Tin)	40.0	1.2	9.5	B
ST 740539-4	8	AEXF 8.0	-	Copper Alloy (Ag)				

WIRE SEAL

Part No.	Wire Insulation Range (Standard)	Material	Color	Dimension(mm)		Type
				L	E	
MG 683802	Ø4.4-Ø5.3	Silicone	Red	9.0	Ø13.6	C
MG 685469	Ø4.4-Ø4.8		Green	21.9	Ø14.4	D
MG 685544	Ø5.3		Gray			E

C



D



E



SPECIFICATION

Current Rating(85℃, Sn)	52A (8.0SQ)
Temperature Range	-40 ~ 125℃
Contact Resistance	2mΩ Max(Initial)
Insulation Resistance	DC 500V 100MΩ Min
Wire Size	5.0 - 8.0 mm²
Housing	PBT

DERATING CURVE

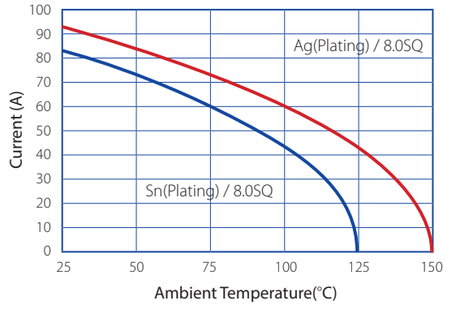

HOUSING

Poles	Female	Male
1	MG 613801 	MG 643800 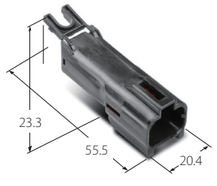

Male
MG 625438  Suitable Terminal : ST 740538, ST 740539 Suitable Female HSG, Rear Holder & Clip: MG 610658, MG 630661, MG 630778, MG 633294

375/375 WP CONNECTOR

KOREA ELECTRIC TERMINAL CO., LTD

A



B

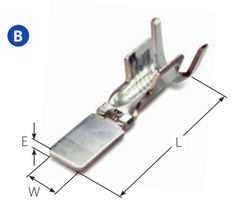

TERMINAL

Part No.	Wire Range(mm²)			Material	Dimension(mm)			Type
	AWG	JASO	ISO	Finish	L	E	W	
ST 731392-S	7-5	AEXHSF 10.0-15.0	-	Copper Alloy (Ag)	33.0	12.0	11.3	A
ST 731452-3		AEXF 10.0-15.0 AEXSF 10.0-15.0		Copper Alloy (Pre-Tin)				
ST 741353-S		AEXHSF 10.0-15.0	-	Copper Alloy (Ag)	44.0	1.2	9.5	B
ST 741395-3		AEXF 10.0-15.0 AEXSF 10.0-15.0		Copper Alloy (Pre-Tin)				

WIRE SEAL

Part No.	Wire Insulation Range (Standard)	Material	Color	Dimension(mm)		Type
				L	E	
MG 685442	Ø6.0	Silicone	Blue	18.1	Ø13.6	C
MG 685429	Ø7.2		Red			D

C



D

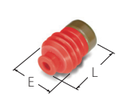

SPECIFICATION

	375	375 WP
Current Rating(85℃, Sn)	75A (15.0SQ)	
Temperature Range	-40 ~ 85℃	-40 ~ 125℃
Contact Resistance	2mΩ Max(Initial)	
Insulation Resistance	DC 500V 100MΩ Min	
Wire Size	10.0 - 15.0 mm²	
Housing	PBT GF15	

DERATING CURVE

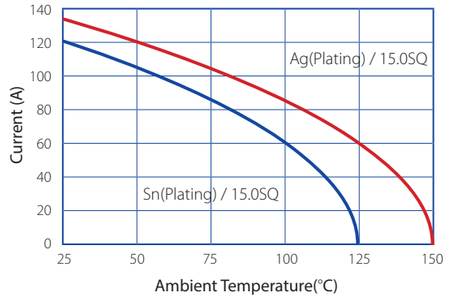

HOUSING

Poles	Female	Male	Rear Holder
1	MG656837 	MG625460 	MG635763 
2	MG645784  Suitable Terminal : 7116-5625-06(YAZAKI) Suitable Wire Seal : 158-3672-50(YAZAKI)-15 SQ : 7158-3713-70(YAZAKI)-10 SQ		

T375 CONNECTOR

KOREA ELECTRIC TERMINAL CO., LTD



TERMINAL

Part No.	Wire Range(mm²)			Material	Dimension(mm)			Type
	AWG	JASO	ISO	Finish	L	E	W	
7116-3095-02	8-5	8 .0-15.0		Copper Alloy (Pre-Tin)	35.0	14.2	12.3	A
7114-3095-02					43.7	1.2	9.5	B

(Terminal:YAZAKI)

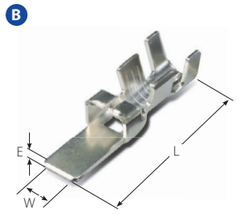

- Connector designed for high voltage in automobiles.
- Suitable for Fusible-Link, Relay Box, BFT, HEV, etc.
- Double locking system with a side holder prevents incomplete lock of a terminal when it is inserted into housing.



HOUSING

Poles	Female	Male
1	MG 653762 	MG 643765 



TERMINAL

Part No.	Wire Range(mm²)			Material	Dimension(mm)			Type
	AWG	JASO	ISO	Finish	L	E	W	
ST 731133-3	8-5	AEXF 8.0 -15.0	-	Copper Alloy (Pre-Tin)	29.4	13.2	12.3	A
ST 731134-3	4	AEXF 20.0	-					

- Non waterproof connector with tab size 9.50mm
- Current capacity of 80A (Max100A)
- High conductivity and outstanding temperature characteristic

SPECIFICATION

Current Rating(85°C, Sn)	80A (15.0SQ)
Temperature Range	-40 ~ 85°C
Contact Resistance	1mΩ Max(Initial)
Insulation Resistance	DC 500V 100MΩ Min
Wire Size	8.0 - 20.0 mm²
Housing	PBT

DERATING CURVE

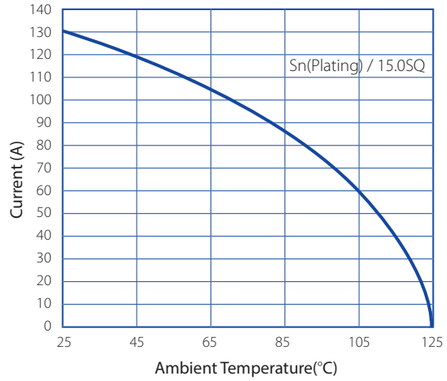

HOUSING

Poles	Female
1	MG 614140  Suitable Terminal : ST 731133
	MG 615147 
	MG 615593(D/L) 
	MG 615594(D/L) 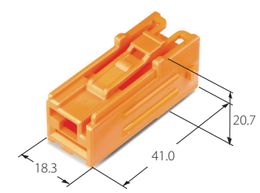

CONNECTOR CLIP

CLIP

Clip Form	Part No.	Bracket Thickness / Clip Width	Bracket Hole Size	Suitable Connector
	**MG 663492**	0.6-1.6mm 12.0mm	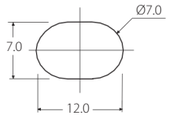	**090II**
	**MG 634834**	0.7-1.6mm 12.0mm		
	**MG 631268**	1.7-2.6mm 11.8mm		
	**MG 633815**	1.7-2.6mm 12.0mm		
	**MG 635707**	2.7-3.6mm 12.0mm		
	**MG 633862**	0.7-1.6mm 12.0mm	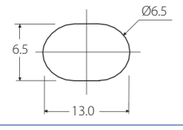	**090II**
	**MG 631267(A)** **MG 631929(B)**	A : 0.7-1.6mm B : 1.7-2.6mm 12.0mm		
	**MG 632970**	0.7-1.6mm 11.8mm	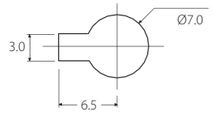	
	**MG 633870**	0.7-1.6mm 12.0mm		
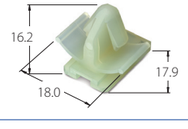	**MG 635710**	1.3-2.6mm 12.0mm		

CONNECTOR CLIP

KOREA ELECTRIC TERMINAL CO., LTD

CLIP

Clip Form	Part No.	BracketThickness / Clip Width	Bracket Hole Size	Suitable Connector
	**MG 635786**	0.7-1.6mm 12.0mm	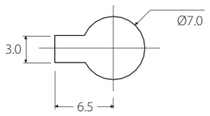	**090II**
	**MG 635682**	1.7-2.6mm 12.0mm		
	**MG 631471(A)** **MG 632019(B)**	A : 0.7-1.6mm B : 2.0-3.0mm 11.8mm		
	**MG 630459**	0.7-1.6mm 17.0mm	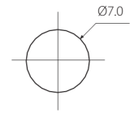	
	**MG 630460**	0.7-1.6mm 23.2mm		**090**
	**MG 635389**	1.3-2.6mm 17.0mm		
	**MG 630521**	0.7-2.3mm 15.2mm		**110 WP(58W)** **250 WP(58X)**
	**MG 631935**	0.7-1.6mm 15.5mm	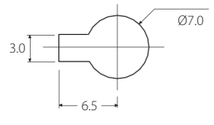	**250D/L**
	**MG 633195**	0.7-1.6mm 19.2mm		**187II**
	**MG 635541**	1.7-2.6mm 15.2mm		**312II WP** **1P,3P**

CONNECTOR CLIP

CLIP

Clip Form	Part No.	Bracket Thickness / Clip Width	Bracket Hole Size	Suitable Connector
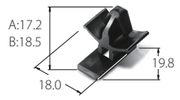	**MG 632278(A) MG 635843(B)**	A : 0.7-1.6mm B : 2.0mm	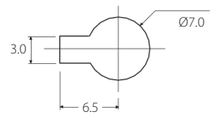	**312II WP 1P,2P**
		9.1mm		
	**MG 633294**	0.7-1.6mm		**375(58L)**
		15.5mm		
	**MG 633790**	1.6-2.4mm		**375(58Y)**
		15.5mm		
	**MG 632579**	0.7-1.6mm		**030(91A) 040WP(RK) 060(62C) 110(58T)**
		9.1mm		
	**MG 630973(A) MG 631874(B)**	A : 0.7-1.6mm B : 1.7-2.6mm	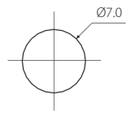	**187II**
		19.2mm		
	**MG 632729**	0.7-1.6mm		**312II WP 3P HYBRID(LEVER TYPE) 32P, 38P**
		23.0mm		
	**MG 632577**	1.7-2.6mm	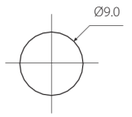	**312II WP 3P**
		23.0mm		
	**MG 630778**	1.7-2.6mm		**375(58L)**
		15.5mm		
	**MG 631850**	0.7-1.8mm	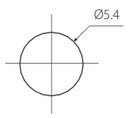	**110(58T)**
		9.1mm		
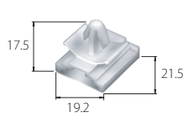	**MG 631136**	0.7-1.6mm	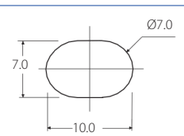	**187II**
		19.2mm		

CLIP

Clip Form	Part No.	Bracket Thickness / Clip Width	Bracket Hole Size	Suitable Connector
	**MG 635915**	1.1-2.0mm	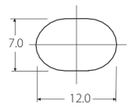	**375**
		15.5mm		
	**MG 633713**	1.7-2.6mm		**SSD**
		9.2mm		
	**MG 635764**	1.7-2.6mm		**060 FAKRA HYB WP 15P**
		12.0mm		
	**MG 635716**	2.5-3.5mm		**SWP**
		9.2mm		
	**MG 630922**	0.7-1.6mm	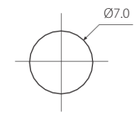	**SDL SWP**
		9.2mm		
	**MG 633061**	2.0-3.0mm		**SDL SDL SWP**
		9.2mm		
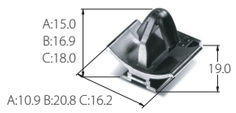	**MG 630418 (7ø-A) MG 630559(9ø-B) MG 631467(7ø-C)**	A : 0.7-1.6mm B : 1.7-2.6mm C : 1.7-2.6mm	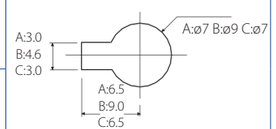	**SDL SWP**
		9.2mm		
	**MG 664128**	0.7-1.6mm	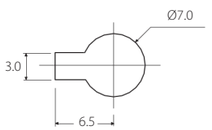	**SWP**
		9.1mm		
	**MG 646005**	0.7-1.6mm		
		-		
	**MG 631970(A) MG 631984(B)**	A : 0.7-1.6mm B : 2.0-3.0mm		**HYBRID(LEVER TYPE) 32P**
		23.0mm		

CONNECTOR CLIP

KOREA ELECTRIC TERMINAL CO., LTD

CLIP

Clip Form	Part No.	Bracket Thickness / Clip Width	Bracket Hole Size	Suitable Connector
	MG 635908	1.7-2.6mm 9.2mm	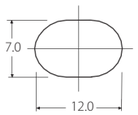	SWP
	MG 634647	0.7-1.6mm 9.2mm		
	MG 635715	2.0-3.2mm 15.3mm		060375 HYB WP 7P
	MG 635797	Ø4.9 9.2mm		OUTSIDE MIRROR HOOK
	MG 635717	- -		RELAY
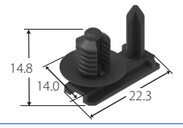	MG 636077	0.7-4.0mm 9.2mm	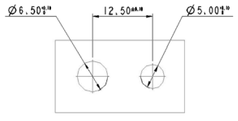	GUIDE CLIP (9.2mm)
	MG 635958	0.7-1.6mm (2st) 1.7-2.6mm (1st) 12.0mm	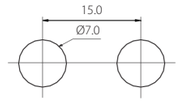	060110 WP 26P DOUBLE
	MG 635913	0.7-1.6mm (2st) 1.7-2.6mm (1st) 12.0mm	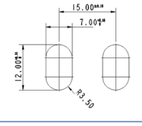	DOUBLE
	MG 635973	0.5-4.0mm 12.0mm	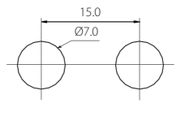	060 FAKRA DOUBLE
	MG 635681	2.0mm 11.9mm	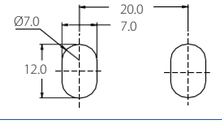	060110 HYB WP
	MG 635719	0.5-4.0mm 12.0mm	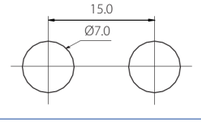	HYB WP

JOINT CONNECTOR

KOREA ELECTRIC TERMINAL CO., LTD

- Small-sized connector
- Excellent waterproof function
- Double locking structure with rear holder
- Ensuring complete connection



JOINT (025)

Poles	Circuit pattern splice pack	Female
14	**025 WP JOINT**	MG 645724
	MG 655671  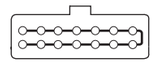	
	MG 655672  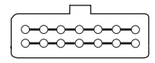	
	MG 656808  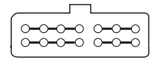	
14	**C025 WP JOINT**	MG 656950
	MG 646117  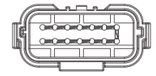	
	MG 646118  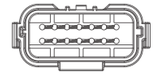	
	MG 646146  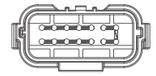	
	MG 646119  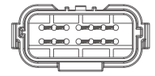	
	MG 646234  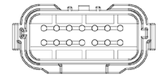	

JOINT CONNECTOR

JOINT (025)

Poles	Circuit pattern splice pack	Female
14	**025II JOINT** MG 645818  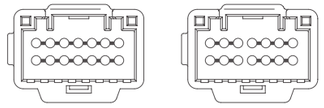 MG 645818 MG 645819	MG 655772 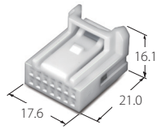
32	MG 645824   MG 645824 MG 645923 MG 645924 MG 645950 MG 645925 MG 645926 MG 645927 MG 645990	MG 655777 
32	**C025 JOINT** MG 645944   MG 645944 MG 645946 MG 645947 MG 645951	MG 656804 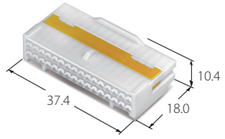

JOINT (C025)

Poles	Joint			
6	MG 646286  	MG 646342 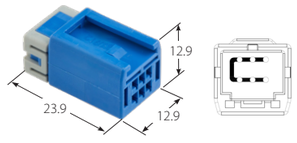 	8	MG 646287  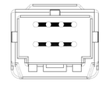
14	MG 646292 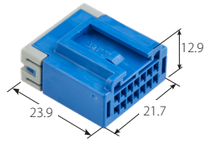 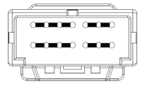	MG 646288  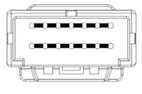		
32	MG 646532  MG 646339 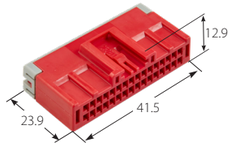  MG 646532 MG 646563 MG 646343 MG 646470 MG 646289 MG 646293 MG 646339			

JOINT CONNECTOR

JOINT (C025)

Poles	Joint / Spacer			
6	MG 646290 MG 635985  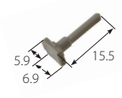	8	MG 646291 MG 635986  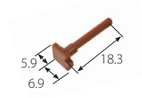	

JOINT (060)

Poles	Circuit pattern splice pack	Female
20	**060 JOINT** MG 645650   MG 645693 MG 645694 MG 645695 MG 645650 MG 645691 MG 645692	MG 655633 
20	**C060 JOINT** MG 645948 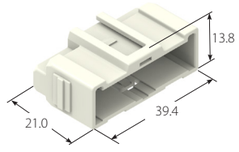  MG 645948 MG 645945 MG 645949 MG 645942	MG 656805 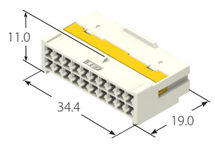
14	**060 WP JOINT** MG 655700 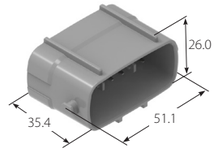  MG 655699(7+7) MG 655700(14)	MG 645754 
10	**060110 JOINT** MG 645206  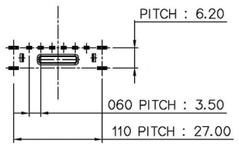	MG 655203  (060 6P+110 4P)	

JOINT (070)

Poles	Joint / Female / Rear Holder	Circuit pattern splice pack			
		Circuit	Non Clip Type	Clip Type	
				Before Clip Ass'y	After Clip Ass'y
8	MG 641751 		MG 640930	MG 641323	MG 640935 MG 640936 MG 641244
	MG 610750 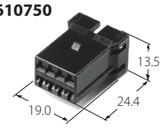		MG 640753	MG 641324	MG 640933 MG 640934 MG 641243
			MG 641751		
	MG 630751 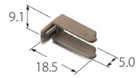		MG 642130		
14	MG 640906 	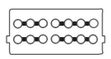	MG 640976	MG 641329	MG 641149 MG 641150 MG 641248
		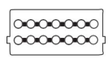	MG 640929	MG 641328	MG 641147 MG 641148 MG 641247
	MG 610754 	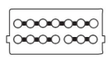	MG 640757	MG 641326	MG 641143 MG 641144 MG 641245
		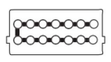	MG 640906	MG 641327	MG 641145 MG 641146 MG 641246
	MG 630755 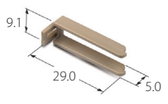	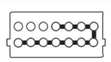	MG 641752		
		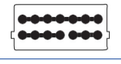	MG 641938		
		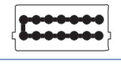	MG 641964		
		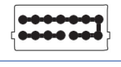	MG 643137		
21	MG 640615 	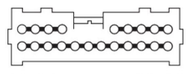		MG 640615	MG 640791 MG 640792
		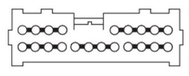		MG 640995	MG 641131 MG 641132
	MG 610410 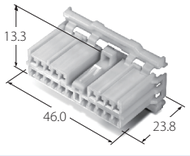				

JOINT

Poles	Circuit pattern splice pack	Female / Spacer
10	**070 JOINT** MG 641292  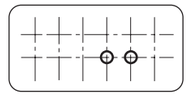	
6	**ASC WP JOINT** MG 643047  MG 643047 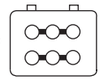 MG 642581 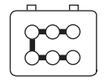	MG 652582  MG 632589 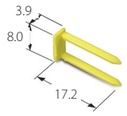
8	MG 642583  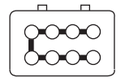 MG 643362  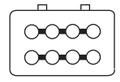	MG 652584  MG 632592 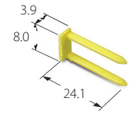
8	**250 JOINT** MG 651977  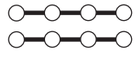	

KET KOREA ELECTRIC TERMINAL CO., LTD
www.ket.com

JOINT CONNECTOR

JOINT (1809 HYB)

Poles	Female	Circuit pattern splice pack
10	MG 621725 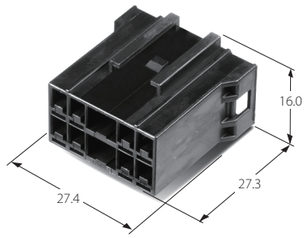 (090 8P+187 2P)	MG 651727 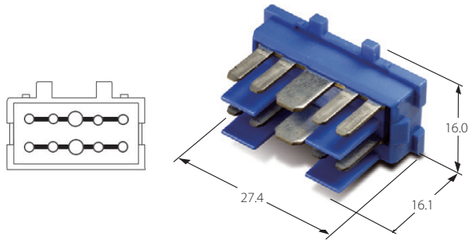

- Small size, multi-pole connector with improved multi-pole circuit construction and convenient splicing in automobiles
- Applicable male terminal in 0.070 inch (1.8mm) width and with 3.5mm pitch



JOINT CONNECTOR

KOREA ELECTRIC TERMINAL CO., LTD

JOINT (090)

Poles	Female	Circuit pattern splice pack
20	MG 621500 	
	MG 651502 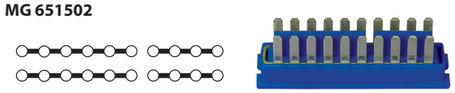	MG 651503 
	MG 651504 	MG 651740 
	MG 651770 	MG 651780 
	MG 652040 	MG 652041 

JOINT (090II)

Poles	Joint / Female	Circuit pattern splice pack
4	MG 642349 MG 642348(Non clip)  MG 651038 	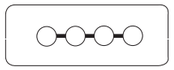
8	MG 643398  MG 651050 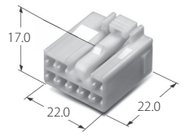	NON CLIP TYPE (● GOLD PLATE TERMINAL) MG 642486 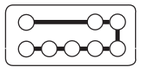 MG 642670 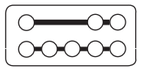 MG 642667 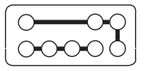 MG 642673 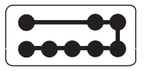 CLIP TYPE MG 643309 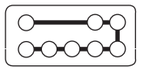 MG 643398 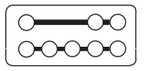 MG 643468 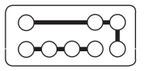 MG 643469 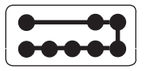

JOINT CONNECTOR

KOREA ELECTRIC TERMINAL CO., LTD

JOINT (090II)

Poles	Female / Rear Holder	Circuit pattern splice pack
20	MG 621818  MG 631817 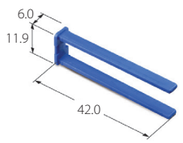	
	MG 651822 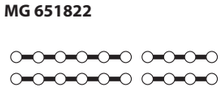 	MG 651823 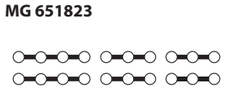 
	MG 651824 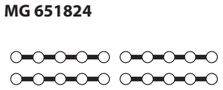 	MG 651825 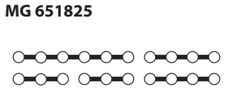 
	MG 651826 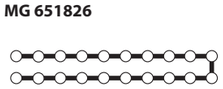 	MG 651827 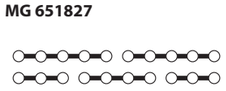 
	MG 652674  	MG 651829 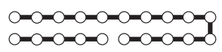 
	MG 651828 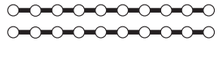 	MG 651932 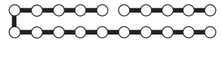 
	MG 651830 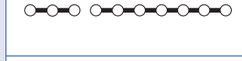 	MG 651820 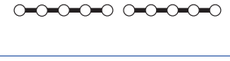 
	MG 651990  	MG 653716 

(● GOLD PLATE TERMINAL)

JOINT(187)

MG 652014 

MG 651976 

MG 651975 

MG 652013 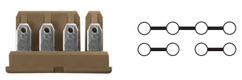

HYB(025) CONNECTOR

KOREA ELECTRIC TERMINAL CO., LTD

- Double locking system eliminates terminal push-out (Housing lance, TPA).
- Stable/secure mating action between male and female connector
- Hybrid type connector using different size of tab terminals

HOUSING (C025110 HYB)

Poles	Female
4	MG 656916 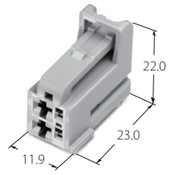 (C025 2P+110 2P)

HOUSING (C025C060 HYB)

Poles	Female
16	MG 656962 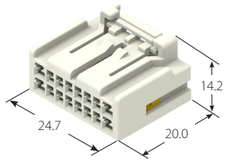 (C025 12P+C060 4P)

HOUSING (025II060250 HYB)

Poles	Female
20	MG 655745 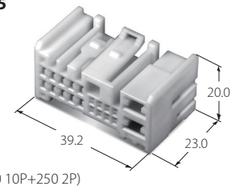 (025II 8P+060 10P+250 2P) 025II Female Suitable Terminal: ST 731374, ST 731375

HOUSING (C025060 HYB)

Poles	Female
36	MG 656874  (C025 34P+060 2P)

HOUSING (C025N110 HYB)

Poles	Female	Male
12	MG 656949  (C025 10P+N110 2P)	MG 646115

HYB(025) CONNECTOR

KOREA ELECTRIC TERMINAL CO., LTD

HOUSING (025II060110 HYB)

Poles	Female	Male
22	**MG 655766** 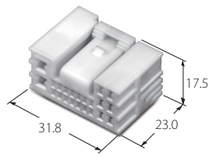 (025II 14P+060 6P+110 2P)	**MG 645808** 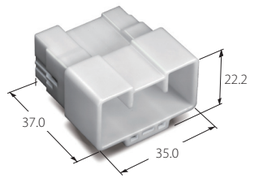
24	**MG 655767**  (025II 16P+060 4P+110 4P)	**MG 645809** 

025II Female Suitable Terminal: ST 731374, ST 731375

025II Male Suitable Terminal: ST 741345, ST 741346

HOUSING (C025C060N110 HYB)

Poles	Female	Male
24	**MG 656948**  (C025 16P+C060 6P+N110 2P)	**MG 646114** 

Suitable Female Terminal:
C025 - ST 731409, 731410 C060- ST 731411, 731412, 721413
N110- ST 731423, 731424, 731425, 731426

Suitable Male Terminal:
C025 - ST 741360, 741361 C060- ST 741362, 741363, 741364
N110- ST 741404, 741367, 741368, 741369

HOUSING (025IIN060 HYB)

Poles	Female	Male
36	**MG 656778**  (025II 32P+N060 4P)	**MG 645898** 

Suitable Female Terminal:
025II - ST 731374, 731375 N060- ST 731334, 731335, 731336

HYB(040) CONNECTOR

KOREA ELECTRIC TERMINAL CO., LTD

HOUSING (04090 HYB)

Poles	Female	
13	**MG 653912**  (040III 10P+090III 3P)	**MG 654121** 
18	**MG 654429** 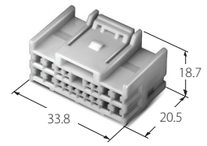 (040III 10P+090III 8P)	**Male MG 644426** 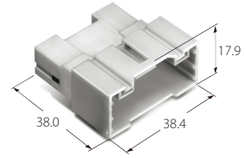
24	**MG 652911** 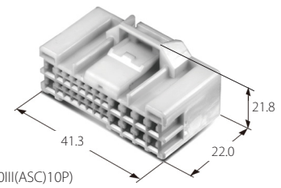 (040III 14P+090III(ASC)10P)	**Male MG 643577** 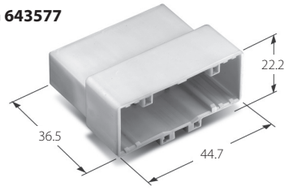



Ⓐ 

TERMINAL (05090)

Part No.	Wire Range(mm²)			Material	Dimension(mm)			Type
	AWG	JASO	ISO	Finish	L	E	W	
ST 731010-3	24	AVSS 0.22	-	Copper Alloy (Pre-Tin)	14.9	6.2	1.8	Ⓐ
ST 730685-3	22-20	AVSS 0.3-0.5	-					
ST 731415-3	22	AVSS 0.3	-					

HOUSING (05090 HYB)

Poles	Female / Front Holder	
18	**MG 651380** 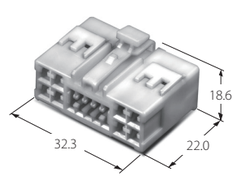 (090II 8P+050 10P)	**MG 631383** 

HYB(040) CONNECTOR

KOREA ELECTRIC TERMINAL CO., LTD

- Double locking system eliminates terminal push-out (Housing lance, TPA)
- Stable/secure mating action between male and female connector
- Hybrid type connector using two different treminal Tab Size

HOUSING (060110 HYB)

Poles	Female			
4	**MG 615541**  **MG 635576(R/H)** 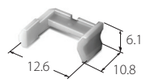 (060 2P+110 2P) Suitable Terminal : 110- ST731343, 060- ST731344	10	**MG 655689(A)**  **MG 655690(B)**  (060 8P+110 2P)	
10	**MG 655203** 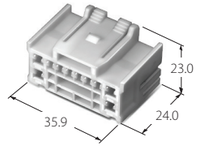 (060 6P+110 4P)		**Male** **MG 645346** 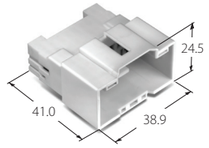	

HOUSING (060250 HYB)

Poles	Female	
9	**MG 655687(A)** 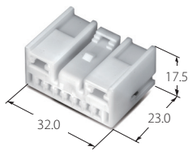 (060 7P+250 2P)	**MG 655688(B)** 
16	**MG 655141(A)**  (060 14P+250 2P)	**MG 655140(B)** 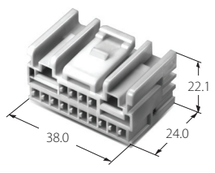

HOUSING (060375 HYB)

Poles	Female	Male
3	**MG 656921**  (C060 2P+375 1P)	**MG 646088** 

HYB(187II) CONNECTOR

HOUSING (187II312II HYB)

Poles	Female
8	**MG 650890(3118)** 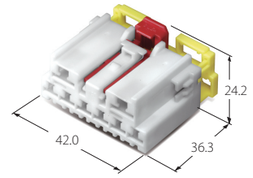 (187II 6P+312II 2P) Suitable Terminal : ST730642, ST730643, ST730644, ST730645, ST730646

HOUSING (187II)

Poles	Female
8	**MG 652220(187II)** 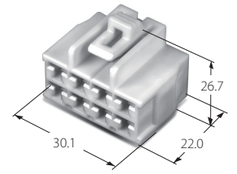 Suitable Terminal : ST730644, ST730645, ST730646

HOUSING (090II187II HYB)

Poles	Female	
4	**MG 614492** 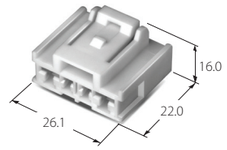 (090II 2P+187II 2P) Suitable Terminal : 090II-ST730675, ST730676, ST730677, ST731100 : 187II-ST730644, ST730645, ST730646	
11	**MG 651525**  (090II 7P+187II 4P) Suitable Terminal : 090II-ST730675, ST730676, ST730677 :187II-ST730644, ST730645, ST730646	**Male** **MG 641528** 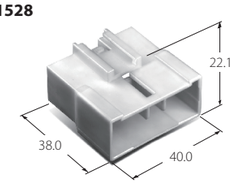
	MG 652719 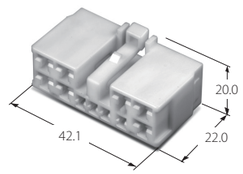 (090II 4P+187II 7P)	**MG 651917** 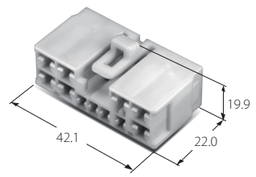

HYB(090II) CONNECTOR

HOUSING (090II187II HYB)

Poles	Female / Spacer	Male / Spacer
14	**MG 651379** 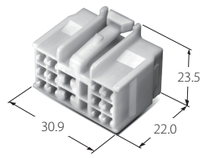 (090II 12P+187II 2P)	
16	**MG 651006** 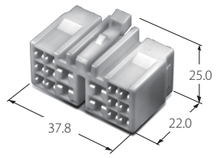 (090II 12P+187II 4P)	**MG 641007** **MG 643624** 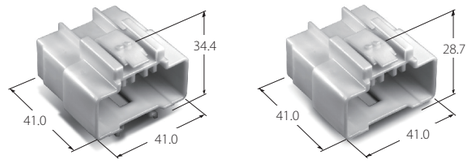
	MG 651881(L) **MG 651882(R)** 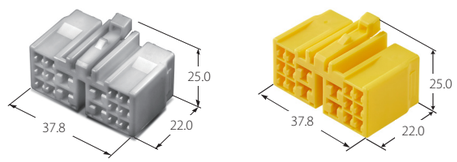 (090II 12P+187II 4P)	**MG 641883(L)** **MG 641884(R)** 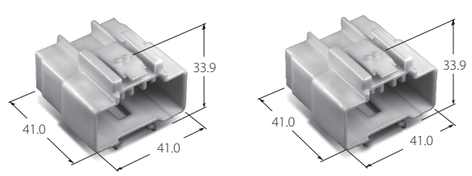
17	**MG 614680** 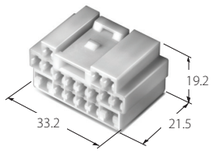 (090 15P+187 2P)	**MG 624681** 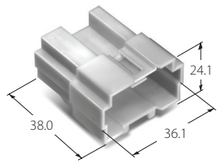
21	**MG 612102(A)** 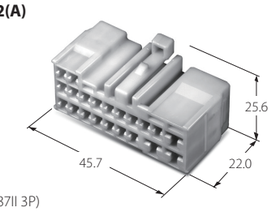 (090III 18P+187II 3P)	**MG 622104(A)** 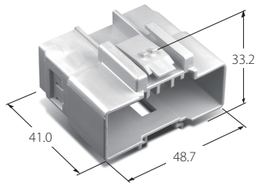
	MG 612103(B) **MG 632131** 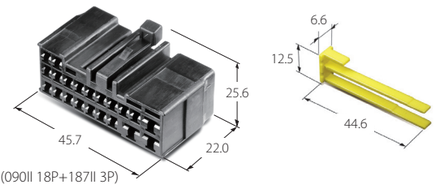 (090II 18P+187II 3P)	**MG 622105(B)** **MG 632106** 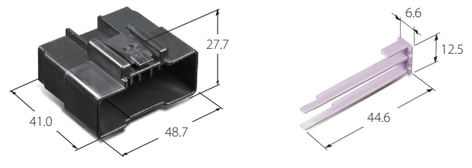

HYB(090II) CONNECTOR

KOREA ELECTRIC TERMINAL CO., LTD

HOUSING (090II187II HYB)

Poles	Female / Spacer	Male / Spacer
23	**MG 612469** **MG 613342** 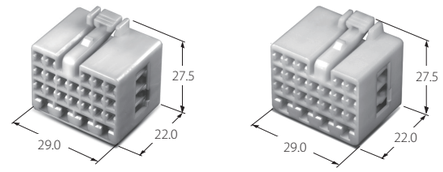 **MG 632470** 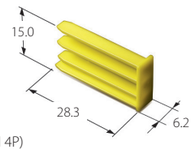 (090III(ASC) 19P+187II 4P) Suitable Terminal: ST 730775, ST 730776, ST 730777	**MG 622471** **MG 623341** 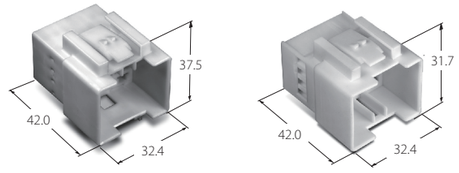 **MG 632472** 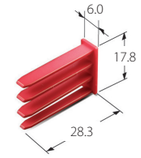
24	**MG 652503** 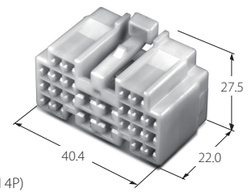 (090II 20P+187II 4P)	

HOUSING (05090II187II HYB)

Poles	Female / Spacer	Male / Spacer
16	**MG 612391** **MG 632392** 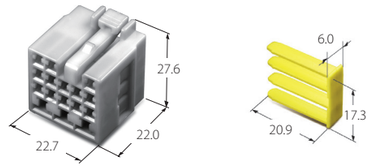 (090II 13P+187II 3P)	37 **MG 622390** **MG 631988** 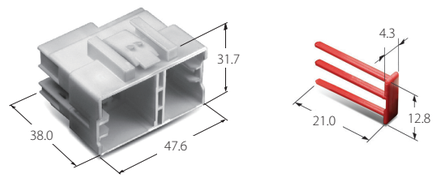
21	**MG 611987** **MG 631988** 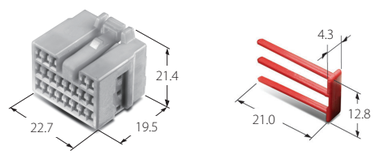 (050 21P)	**MG 623517** **MG 632392** 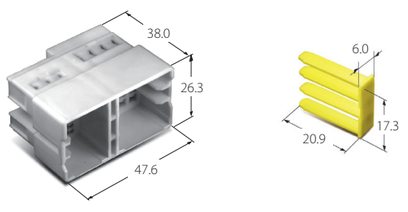

HYB(070) CONNECTOR

HOUSING (070250 HYB)

Poles	Female	Male	Rear Holder
8	**MG 610802** 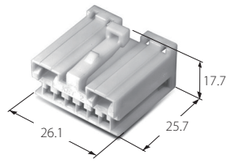 (070 6P+250 2P)	**MG 620803** 	**MG 630915** 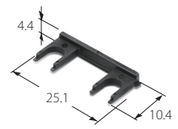
14	**MG 610567**  (070 12P+250 2P)	**MG 620568** 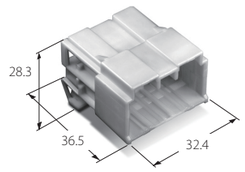	**MG 630611** 
20	**MG 610571** 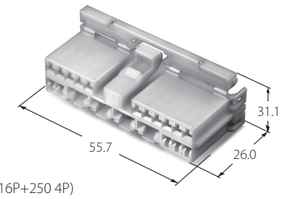 (070 16P+250 4P)	**MG 620572** 	
	MG 610916  (070 16P+250 4P)	**MG 620918** 	**MG 630917(Female)** 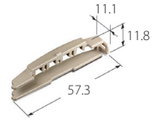 **MG 630919(Male)** 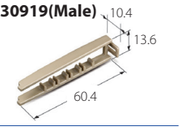
22	**MG 611133** 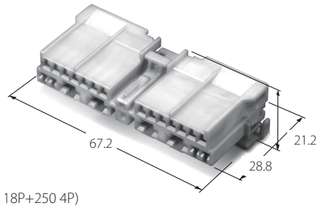 (070 18P+250 4P)	**MG 621134** 	**MG 631135** 

250 Suitable Terminal: ST 730467, ST 730468, ST 730469
ST 740470, ST 740471, ST 740472

HYB(070) CONNECTOR

KOREA ELECTRIC TERMINAL CO., LTD

HOUSING (070250 HYB)

Poles	Female	Male / Rear Holder
17	**MG 610804** 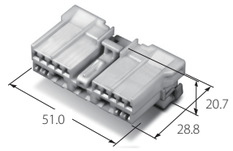 (070 14P+250 3P)	**MG 620805** 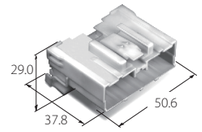 **MG 630788** 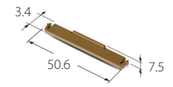
22	**MG 610837** 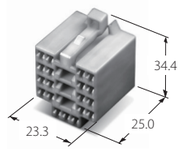 (070 19P+250 3P)	**MG 620838** 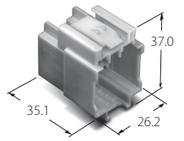

250 Suitable Terminal: ST 730267, ST 730268, ST 730269
ST 740253, ST 740254, ST 740255

- These are high-density, multi-pole connectors for mid-current carried in automobile circuits.
- It is a hybrid series incorporating types as 250+070, 187II+090II, power and signal lines are separated to improve assembly efficiency.
- Rear holders are employed in double and triple locking structures to prevent incomplete terminal locking and non-insertion.
- Locking structures have been improved for easier connection with less effort.

HOUSING (090III250 HYB / 090II312II HYB)

Poles	Female			
5	**MG 612919** 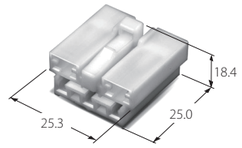 (090III(ASC) 3P+250 2P) 250 Suitable Terminal : ST 730916, ST 730921, ST 730922, ST 730923	**MG 632920(Front Holder)** 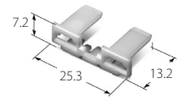	6	**MG 652037** 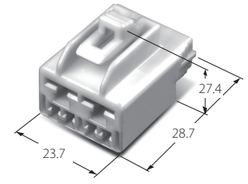 (090II 4P+312II 2P) Suitable Terminal : 090II : ST 730675, ST 730676, ST 730677 312II : ST 730642, ST 730643
8	**MG 612493** 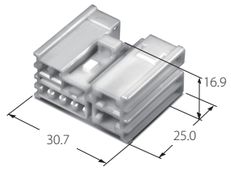 (090III(ASC) 6P+250 2P) 250 Suitable Terminal : ST 730916	**MG 632494(Spacer)** 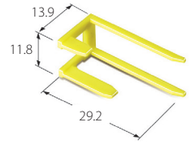		

HYB LEVER(025II) CONNECTOR

KOREA ELECTRIC TERMINAL CO., LTD

- Hybrid type using 025II+060+110+250 terminals
- Improved connector locking reliablility with lever.
- High productivity by easy connection at low force

HOUSING (025II060 HYB)

Poles	Female	Lever	Male
36	**MG 655768**  (025II 32P+060 4P)	**MG 635676** 	**MG 645810** 
47	**MG 655703**  (025II 28P+060 10P+110 6P+250 3P)	**MG 635631**  **MG 635853** 	**MG 645751** 
48	**MG 655763** 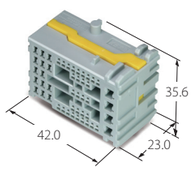 (025II 30P+060 14P+110 4P)	**MG 635674** 	**MG 645805** 

HYB LEVER(025II) CONNECTOR

KOREA ELECTRIC TERMINAL CO., LTD

HOUSING (025II060110250 HYB)

Poles	Female	Lever	Male
58	**MG 655731**  (025II 30P+060 20P+110 5P+250 3P)	**MG 635656** 	**MG 645777**  **MG 646282(Bracket Type)**  **MG 646327(Clip Type)**  (Moving Plate Type)

HYB LEVER(025II) CONNECTOR

KOREA ELECTRIC TERMINAL CO., LTD

- Hybrid type using 025II+N060+110+250 terminals
- Improved connector locking reliablility with lever.
- High productivity by easy connection at low force

HOUSING (025IIN060110250 HYB)

Poles	Female	Lever	Male
58	**MG 656800**  (025II 24P+N060 18P+110 12P+250 4P) **MG 656801** 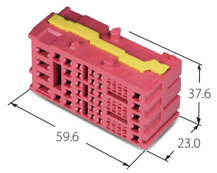 (025II 24P+N060 18P+110 12P+250 4P) **MG 656802** 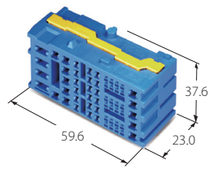 (025II 24P+N060 18P+110 12P+250 4P)	**MG 635753** 	
68	**MG 655730** 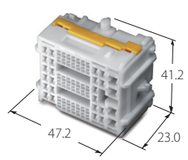 (025II 42P+060 22P+110 4P)	**MG 635651**  **MG 635736** 	**MG 645775** 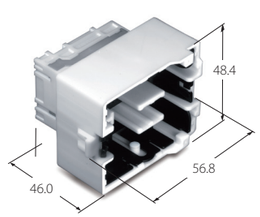 (Moving Plate Type)

HYB LEVER(025II) CONNECTOR

KOREA ELECTRIC TERMINAL CO., LTD

- Hybrid type using 025II+060+110+250 terminals
- Improved connector locking reliablility with lever.
- High productivity by easy connection at low force



HOUSING (025II060110250 HYB)

Poles	Female	Lever / Male	Male
77	**MG 655702** 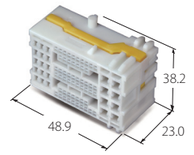 (025II 54P+060 15P+110 8P)	**MG 635630** 	**MG 645756(A)** **MG 646122(B)** 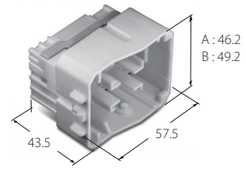
82	**MG 656790** 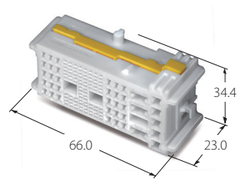 (025II 44P+060 30P+110 5P+250 3P)	**MG 635747**  **MG 646305**  (Moving Plate Type)	**MG 645921**  **MG 645922**  (Moving Plate Type)
100	**MG 655701** 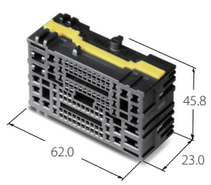 (025II 70P+060 14P+110 12P+250 4P)	**MG 635629** 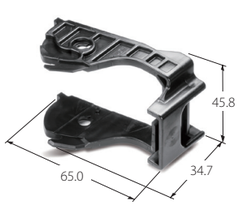	**MG 645755**  **MG 646385** 

HYB LEVER(025II) CONNECTOR

HOUSING (C025C060N110N250312375 HYB)

Poles	Female	Lever / Rear Holder	Male
71	**MG 657058**  (C025 37P+C060 24P+N110 4P+N250 3P+312 2P+375 1 P)	**MG 635921**  **MG 630660** 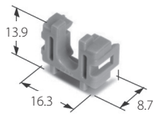	**MG 646275**  **MG 646276**  (Moving Plate Type)

HYB LEVER(025II) CONNECTOR

KOREA ELECTRIC TERMINAL CO., LTD

SUITABLE TERMINAL SERIES (025II HYB)

	Drawing	Series	Part No.	Wire Range(mm²) AWG	Wire Range(mm²) mm²	Wire Range(mm²) ISO	Material Finish	Dimension(mm) L	Dimension(mm) E	Dimension(mm) W
FEMALE	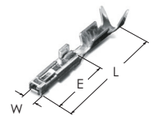	025II	ST 731374-3	26-24	CHFUS 0.13-0.22	FLRY-A 0.13-0.22 FLCUMG02RY 0.13	Copper Alloy (Pre-Tin)	15.5	7.0	1.5
			ST 731375-3	22-20	AVSS 0.3-0.5 CIVUS 0.35-0.5	FLRY-A 0.35 FLRY-B 0.5				
		N060	ST 731334-3	24	CHFUS 0.22 AVSS 0.22	FLRY-A 0.22		16.2	8.5	2.2
			ST 731335-3	22-20	AVSS 0.35-0.5, CIVUS 0.35-0.5, AEXF 0.5, AEXFH 0.35-0.5	FLRY-A,B 0.35-0.5				
			ST 731336-3	18-16	AVSS 0.6-1.25, CIVUS 0.7-1.0, AVSSXF 1.0, CIVUS 0.75-1.0	FLALUY 0.35+0.35, FLRY-B 0.5+0.5, FLRY-A 0.35 +FLRY-B 0.5		16.7		
	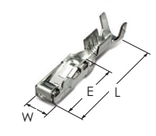	110	ST 731279-3	22-20	AVSS 0.3-0.5	FLRY-A 0.35 FLRY-B 0.5		19.3	9.5	4.0
			ST 731280-3	18-15	AVSS 0.85-1.25 AVSSXF 1.0-1.5 CIVUS 0.75-1.0	FLRY-B 0.75-1.5				
			ST 731281-3	14-12	AVSS 2.0 AVS 3.0 AVSSXF 2.0-2.5	FLRY-B 2.0-3.0				
		250	ST 731211-3	20-18	AVS 0.5--0.85	FLRY-B 0.5-0.75		20.0	8.4	7.5
			ST 731210-3	17-14	AVS 1.0-2.0 AVSSXF 1.5	FLRY-B 1.0-2.0				
			ST 731209-3	13-11	AVS 2.5-3.0	FLRY-B 2.5-4.0				
MALE	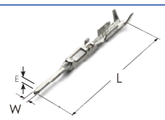	025II	ST 741345-3	26-24	CHFUS 0.13-0.22	FLRY-A 0.13-0.22 FLCUMG02RY 0.13	Brass (Pre-Tin)	22.3	0.64	0.64
			ST 741346-3	22-20	AVSS 0.3-0.5 CIVUS 0.35-0.5	FLRY-A 0.35, FLRY-B 0.5				
	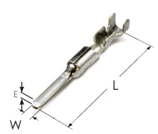	N060	ST 741331-3	26-24	CHFUS 0.13-0.22, AVSS 0.22	FLRY-A 0.13-0.22, FLCUMGO2RY 0.13		22.7		1.5
			ST 741332-3	22-20	AVSS 0.3-0.5, AEXF 0.5	CIVUS 0.35-0.5, FLRY-A,B 0.3-0.5				
			ST 741333-3	18-16	AVSS 0.85-1.25, AEXF 0.85, AVSS 0.6-1.0, CIVUS 0.7-1.0, AVSSXF 1.0, CIVUS 0.75-1.0	FLRY-A 0.35 +FLRY-B 0.5, FLRY-B 0.5+0.5, FLRY-A,B 0.75-1.25		23.2		
	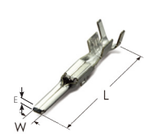	110	ST 741285-3	22-20	AVSS 0.3-0.5	FLRY-A 0.35 FLRY–B 0.5		27.3	0.8	2.8
			ST 741286-3	18-15	AVSS 0.85-1.25 CIVUS 0.35+0.35	FLRY-B 0.75-1.5				
			ST 741287-3	14-12	AVSS 2.0 AVS 3.0	FLRY-B 2.0-3.0				
	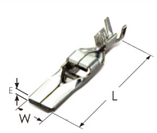	250	ST 741208-3	20-18	AVSS 0.5-0.85 CIVUS 0.5-0.75	FLRY-B 0.5-0.75		28.1		6.3
			ST 741207-3	17-14	AVSS 1.25-2.0 CIVUS 1.0 AVSSXF 1.0-1.5	FLRY-B 1.0-2.0				
			ST 741206-3	13-11	AVS 3.0	FLRY-B 2.5-4.0				

See more suitable terminals in each series

HYBRID CONNECTOR(LEVER TYPE) KOREA ELECTRIC TERMINAL CO., LTD

HOUSING (C025C060 HYB)

Poles	Female	Lever / Male	Male
44	**MG 656928**  (C025 40P+C060 4P)	**MG 635831** 	**MG 646095**  (Moving Plate Type)
48	**MG 656798** 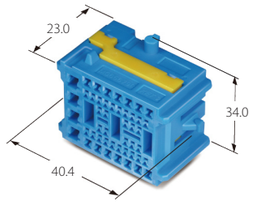 (C025 30P+C060 14P+110 4P)	**MG 635751** 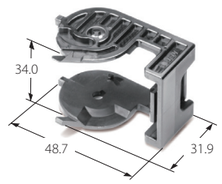 **MG 646376**  (Moving Plate Type)	**MG 645940**  **MG 646377**  (Moving Plate Type)
50	**MG 657013**  (C025 33P+C060 10P+N110 4P+N250 2P)	**MG 635887**  **MG 646340**  (Moving Plate Type)	**MG 646195**  **MG 646341**  (Moving Plate Type)

Suitable Terminal: **C025**- ST 731409, 731410 **C060**- ST 731411, 731412, 731413
(FEMALE) **N110**- ST 731424, 731425, 731426 **N250**- ST 731428, 731429, 731430

Suitable Terminal: **C025**- ST 741360, 741361 **C060**- ST 741362, 741463, 741364
(MALE) **N110**- ST 741367, 741368, 741369 **N250**- ST 741370, 741371, 741372

HYBRID CONNECTOR(LEVER TYPE) KOREA ELECTRIC TERMINAL CO., LTD

HOUSING (025060 HYB)

Poles	Female	Lever	Male
65	**MG 656988**  (025II 34P+060 28P+110 3P)	**MG 635617** 	**MG 646168** 
68	**MG 656799**  (C025 52P+C060 16P)	**MG 635752** 	**MG 645941**  (Moving Plate Type)

HYBRID CONNECTOR(LEVER TYPE) KOREA ELECTRIC TERMINAL CO., LTD

- Double locking function to prevent incomplete terminal connection
- Improved connector locking reliablility with lever.
- High productivity by easy connection at low force



HOUSING (090II / 090187II HYB)

Poles	Female	Lever
28	**MG 654642**  (090II 28P)	**MG 634645**  
34	**MG 654793** 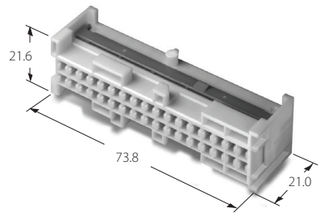 (090II 34P)	**MG 634796**  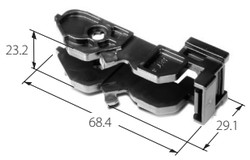
39	**MG 654797** 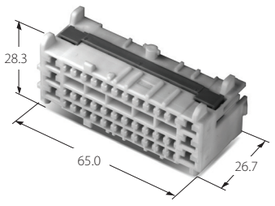 (090 33P+187II 6P)	**MG 674800**  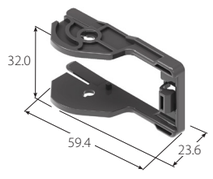
48	**MG 654911**  (090 45P+187II 3P)	**MG 634914**  

HYBRID CONNECTOR(LEVER TYPE) KOREA ELECTRIC TERMINAL CO., LTD

- Multi-pole & hybrid type
- Convenient for the separate /simultaneous connection of power supply & signal lever type - improved connection



HOUSING (090III187II HYB)

Poles	Female	Lever	Male
30	**MG 653512** 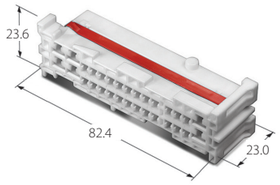 (090III(ASC) 24P+187II 6P)	**MG 633515**  	
31	**MG 653504** 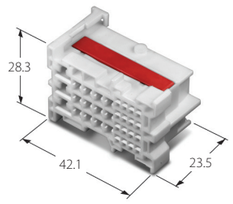 (040III 16P+090III(ASC) 12P+187II 3P)	**MG 633510**  	**MG 643507** 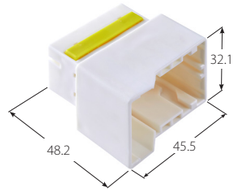

HYBRID CONNECTOR(LEVER TYPE) KOREA ELECTRIC TERMINAL CO., LTD

HOUSING (040III090III HYB)

Poles	Female	Lever	Male
33	**MG 653559** 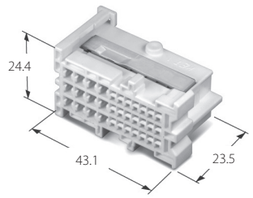 (040III 21P+090III(ASC) 12P)	**MG 633182**  	**MG 643183** 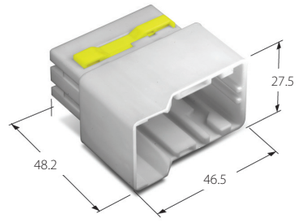
	MG 653561 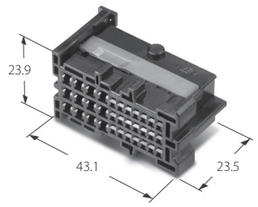 (040III 21P+090III(ASC) 12P)		**MG643396** 

HYBRID CONNECTOR(LEVER TYPE) KOREA ELECTRIC TERMINAL CO., LTD

HOUSING (040III090III HYB)

Poles	Female	Lever	Male
39	**MG 653563**  (040III 21P+090III(ASC) 18P)	**MG 633567**  	**MG 643206** 
	MG 653565  (040III 21P+090III(ASC) 18P)	**MG 633786**  **MG 634762** 	**MG 643392**  **MG 643416(CLIP TYPE)** 
	MG 653930  (040III 12P+090II 24P+187II 3P)	**MG 633928** 	**MG 643929** 

HYBRID CONNECTOR(LEVER TYPE) KOREA ELECTRIC TERMINAL CO., LTD

- Hybrid type using 040III + 090II + 187II terminals
- Double locking function to prevent incomplete terminal connection
- Improved connector locking reliability with lever type.
- High productivity by easy connection at low force



HOUSING (040III090III HYB)

Poles	Female	Male
32	**MG 651711** 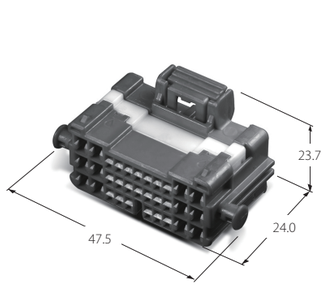 (040III 20P+090II 12P)	**MG 641707** 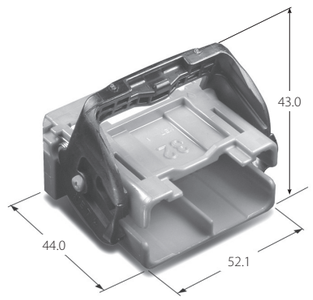
38	**MG 652400** 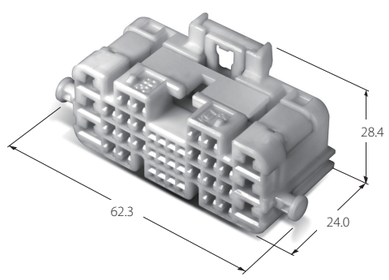 (040III 12P+090II 20P+187II 6P)	**MG 642397** 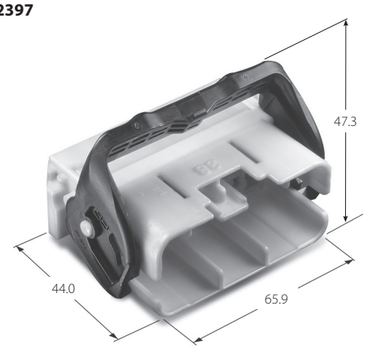

HYBRID CONNECTOR(LEVER TYPE) KOREA ELECTRIC TERMINAL CO., LTD

HOUSING (C025N060N110250 HYB)

Poles	Female	Lever / Male	Male
54	**MG 656907** 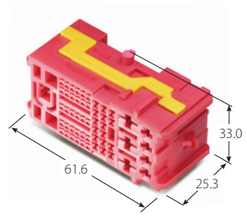 (C025 30P+N060 16P+N110 4P+N250 3P+FAKRA 1P)	**MG 635821**  **MG 646366**  (Moving Plate Type)	**MG 646068**  **MG 646367**  (Moving Plate Type)
64	**MG 655789**  (025II 42P+060 12P+110 6P+250 4P)	**MG 635700** 	**MG 645836** 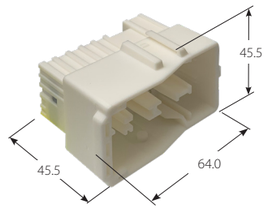

HYBRID WP CONNECTOR

KOREA ELECTRIC TERMINAL CO., LTD

- Hybrid type using C025+060, N060+375 terminals.
- Improved connector locking reliablility with lever
- High productivity by easy connection at low force



HOUSING(C025C060 HYB WP)

Poles	Female	Male
27	**MG 656891, MG 657072**  (C025 21P+C060 6P)	**MG 646049**  **MG 646302**  **MG 646506** 
33	**MG 656922**  **MG 657239**  (C025 21P+C060 12P)	**MG 646089** 

HOUSING (187II312II HYB WP)

Poles	Female	Male
3	**MG 642925**  (187II 1P+312II 2P)	**MG 646045** 

HOUSING (025187 HYB WP)

Poles	Female
8	**MG 656850**  (025 5P+187 3P)

HYBRID WP CONNECTOR

KOREA ELECTRIC TERMINAL CO., LTD

HOUSING (N060375 HYB WP)

Poles	Female	Male	Rear Holder
7	**MG 645785**  (N060 5P+375 2P)	**MG 655740-N**  **MG 655740**  	**MG 635662** 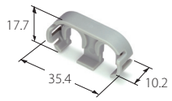

Suitable Terminal: 060F- ST 731367, 368, 369 060M-ST 741340, 341, 342
375F- ST 731392-S, 7116-5625-06(YZK) 375M- ST 741353-S, 7114-5623-06(YZK)

HOUSING (C060110N250 HYB WP)

Poles	Female	Male	Rear Holder
16	**MG 657065**  (C060 12P+110 2P+N250 2P)	**MG 646277**  	**MG 635920** 

HOUSING (C025C060110 HYB WP)

Poles	Female	Male
52	**MG 657037**  (C025 44P+C060 4P+110 4P)	**MG 646219**  (Moving Plate Type)

HYBRID WP CONNECTOR

KOREA ELECTRIC TERMINAL CO., LTD

- Hybrid type using 060+110, 060+375 terminals.
- Improved connector locking reliablility with lever
- High productivity by easy connection at low force



HOUSING (060110 HYB WP)

Poles	Female		Male
6	**MG 645744**  (060 3P+110 3P)	**MG 645762**  (060 4P+110 2P)	**MG 655715** 
16	**MG 645758**  (060 14P+110 2P)		**MG 655704** 

Suitable Terminal: 060- ST 731367, ST 731368, ST 731369 110- ST 731152, ST 731153

HOUSING (C060N110 HYB WP)

Poles	Female	Rear Holder
6	**MG 656942**  (C060 3P+N110 3P)	**MG 646078** 

Suitable Terminal: C060- ST 731438, ST 731439 N110- ST 731456, ST 731472

HOUSING (CB060110 HYB WP)

Poles	Female	Male / Cavity Plug
26	**MG 657011**  (CB060 18P+110 8P)	**MG 646193**  **MG 635914**  Suitable Terminal: CB060- ST 731445 110- ST 731152, ST 731153
36	**MG 657000** 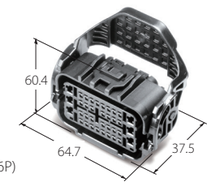 (CB060 30P+110 6P)	**MG 646178**  **MG 635914**  Suitable Terminal: CB060- ST 731444, ST 731445 110- ST 731152, ST 731153

HYBRID WP CONNECTOR

KOREA ELECTRIC TERMINAL CO., LTD

HOUSING (CB060110 HYB WP)

Poles	Female	Male
26	**MG 657234**  (CB060 18P+110 8P)	**MG 646481**  (Moving Plate Type)
36	**MG 657235** 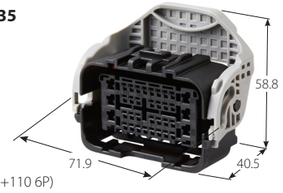 (CB060 30P+110 6P)	**MG 646482**  (Moving Plate Type)

HOUSING (C025110 HYB WP)

Poles	Female	Male
14	**MG 657133**  (C025 12P+110 2P)	**MG 646356** 

HOUSING (C025C060 HYB WP)

Poles	Female	Male
18	**MG 657134** 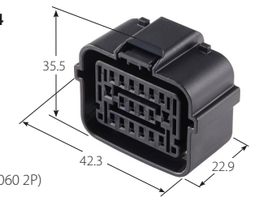 (C025 16P+C060 2P)	**MG 646357** 

HOUSING (C025N250 HYB WP)

Poles	Female	Male	Rear Holder
6	**MG 657016(A)**  **MG 657017(B)**  (C025 4P+N250 2P)	**MG 646488(A)**  	**MG 635920** 

FAKRA HYBRID CONNECTOR

KOREA ELECTRIC TERMINAL CO., LTD

SUITABLE TERMINAL

FEMALE	C025 : ST 731409, ST 731410
	C060 : ST 731411, ST 731412, ST 731413
	110 : ST 731279, ST 731280, ST 731281

MALE	C025 : ST 741360, ST 741361
	C060 : ST 741362, ST 741463, ST 741364
	110 : ST 741285, ST 741286, ST 741287

FAKRA TERMINAL & SLEEVE

Ø3.0 FAKRA STRAIGHT JACK			
Poles	Description	Drawing	Part No.
01	FAKRA STRAIGHT JACK OUTER CONTACT (HY)		KR20202-20
	FAKRA STRAIGHT JACK TERMINAL (Ø3.0)		KR20301-20
	FAKRA GUIDE SLEEVE (Ø3.0)		KR00404-20

Ø3.0 FAKRA STRAIGHT PLUG			
Poles	Description	Drawing	Part No.
01	FAKRA STRAIGHT PLUG OUTER CONTACT (Ø3.0)		KR30201-20
	FAKRA STRAIGHT PLUG TERMINAL (Ø3.0)		KR30301-20
	FAKRA GUIDE SLEEVE (Ø3.0)		KR00404-20

HOUSING (025 FAKRA HYB)

Poles	Female	Male
13	MG 656841  (C025 12P+FAKRA 1P)	MG 645991  MG 646370(NONFAKRA) 
21	MG 656839  (C025 20P+FAKRA 1P)	MG 645987 
27	MG 656856 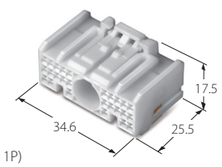 (C025 26P+FAKRA 1P)	MG 646004 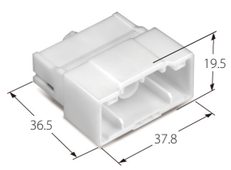

HOUSING(C025C060110 FAKRA HYB)

Poles	Female	Male
22	MG 656846  (C025 15P+C060 4P+110 2P+FAKRA 1P)	MG 645996 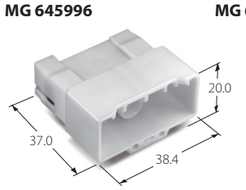 MG 646365(Press Type) 

FAKRA HYBRID CONNECTOR

KOREA ELECTRIC TERMINAL CO., LTD

HOUSING(C025C060 FAKRA HYB)

Poles	Female	Male
45	MG 656997  (C025 38P+C060 6P+FAKRA 1P)	MG 646176  (Moving Plate Type)

HOUSING (025 FAKRA HYB)

Poles	Female	Male
22	MG 657099  (C025 15P+C060 4P+110 2P+FAKRA 1P)	MG 646325 
	MG 657236  (C025 19P+C060 4P+110 2P+FAKRA 1P)	MG 645996  MG 646365(Press Type) 
27	MG 657100  (025 26P+FAKRA 1P)	MG 646326 

MINI FAKRA HYBRID CONNECTOR

KOREA ELECTRIC TERMINAL CO., LTD

HOUSING(C025060N110 MINI FAKRA HYB)

Poles	Female	Male
22	**MG 657219**  (C025 15P+C060 4P+N110 2P+MINI FAKRA 1P)	**MG 646463** 

HOUSING(C025C060 MINI FAKRA HYB)

Poles	Female	Male
26	**MG 657220**  (C025 21P+C060 4P+MINI FAKRA 1P)	**MG 646464** 
43	**MG 657248**  (C025 38P+C060 3P+MINI FAKRA 2P)	**MG 646517**  (Moving Plate Type)

HYBRID CONNECTOR(세경화)

KOREA ELECTRIC TERMINAL CO., LTD

HOUSING(C025C060110 HYB)

Poles	Female / Inner	Lever / Clip	Male / Inner
52	**MG 657226**  (C025 34P+C060 14P+110 4P) **MG 615694(Inner HSG, 20F)**  (C025 20P, 세경화)	**MG 635751** 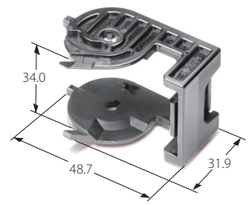	**MG 646472, MG 646473**  (Moving Plate Type) **MG 625498(Inner HSG,20M)** 
76	**MG 657227**  (C025 58P+C060 12P+110 4P+MINI FAKRA 2P) **MG 615694(Inner HSG,20F)**  (C025 20P, 세경화)	**MG 636063** 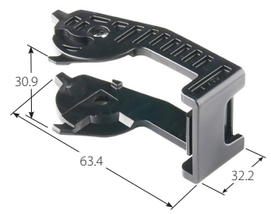	**MG 646474, MG 646475**  (Moving Plate Type) **MG 625498(Inner HSG,20M)** 
85	**MG 657228**  (C025 56P+C060 18P+N110 6P+MINI FAKRA 3P +ETHERNET 2P) **MG 615694(Inner HSG,20F)**  (C025 20P, 세경화)	**MG 636064** 	**MG 646476**  (Moving Plate Type) **MG 625498(Inner HSG,20M)** 

FAKRA HYBRID CONNECTOR(LEVER TYPE)

SUITABLE TERMINAL

FEMALE	**025II :** ST 731374, ST 731375
	N060 : ST 731334, ST 731335, ST 731336
	(C025) : ST 731409, ST 731410
	(C060) : ST 731411, ST 731412, ST 731413
	(N110) : ST 731424, ST 731425, ST 731426

MALE	**(025II) :** ST 741345, ST 741346
	(N060) : ST 741331, ST 741332, ST 741333
	(C025) : ST 741360,ST 741361
	(C060) : ST 741362,ST 741363,ST 741364
	(N110) : ST 741367,ST 741368,ST 741369

FAKRA TERMINAL & SLEEVE

Ø3.0 FAKRA STRAIGHT JACK			
Poles	Description	Drawing	Part No.
01	FAKRA STRAIGHT JACK OUTER CONTACT (HY)		**KR20202-20**
	FAKRA STRAIGHT JACK TERMINAL (Ø3.0)		**KR20301-20**
	FAKRA GUIDE SLEEVE (Ø3.0)		**KR00404-20**

Ø3.0 FAKRA STRAIGHT PLUG			
Poles	Description	Drawing	Part No.
01	FAKRA STRAIGHT PLUG OUTER CONTACT (Ø3.0)		**KR30201-20**
	FAKRA STRAIGHT PLUG TERMINAL (Ø3.0)		**KR30301-20**
	FAKRA GUIDE SLEEVE (Ø3.0)		**KR00404-20**

HOUSING (025II060110 FAKRA HYB)

Poles	Female	Lever / Rear Holder	Male
36	**MG 656781** 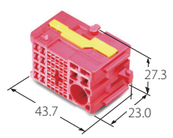 (025II 25P+060 8P+110 2P+FAKRA 1P)	**MG 635739** 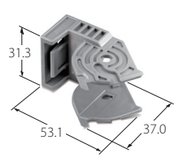	**MG 645911, MG 646223**  (Moving Plate Type)
58	**MG 656782**  (025II 44P+060 10P+110 3P+FAKRA 1P)	**MG 635742** 	**MG 645912, MG 646224, MG 646384**  (Moving Plate Type)
71	**MG 656996**  (C025 60P+C060 4P+N110 2P+FAKRA 1P +ETHERNET 4P)	**MG 635867**  **MG 635942** 	**MG 646175**  (Moving Plate Type)

FAKRA HYBRID CONNECTOR(LEVER TYPE) KOREA ELECTRIC TERMINAL CO., LTD

HOUSING (C025N250375 FAKRA)

Poles	Female / Lever		Male	
54	**MG 657067**  (C025 49P+N250 3P+375 1P+ FAKRA 1P)	**MG 635946** 	**MG 646294**  (Moving Plate Type)	**MG 646295** 

HOUSING (025060110 FAKRA)

Poles	Female / Lever		Male
56	**MG 657102**  (025 44P+060 8P+110 3P+FAKRA 1P)	**MG 635742** 	**MG 646334**  (Moving Plate Type)

HOUSING (025IIN060110 FAKRA HYB)

Poles	Female	Lever	Male
76	**MG 656783** 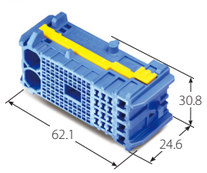 (025II 58P+N060 12P+110 4P+FAKRA 2P)	**MG 635743** 	**MG 645913, MG 646225, MG 646386, MG 646387**  (Moving Plate Type)
	MG 657103 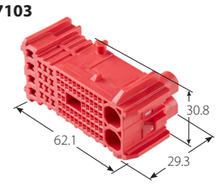 (025II 58P+N060 12P+110 4P+FAKRA 2P)		**MG 646303** 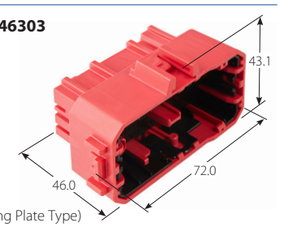 (Moving Plate Type)

FAKRA HYBRID CONNECTOR

SUITABLE TERMINAL

FEMALE	025WP : ST 731363-3, ST 731364-3

MALE	025WP : ST 741337, ST 741338

FAKRA TERMINAL, SLEEVE & WIRE SEAL

Ø3.0 FAKRA STRAIGHT JACK			
Poles	Description	Drawing	Part No.
01	FAKRA STRAIGHT JACK OUTER CONTACT (HY)		KR20202-20
	FAKRA STRAIGHT JACK TERMINAL (Ø3.0)		KR20301-20
	WP FAKRA SLEEVE (Ø3.0)		KR00403-20
	FAKRA WIRE SEAL (Ø3.0)		KR00801-20

Ø3.0 FAKRA STRAIGHT PLUG			
Poles	Description	Drawing	Part No.
01	FAKRA STRAIGHT PLUG OUTER CONTACT (Ø3.0)		KR30201-20
	FAKRA STRAIGHT PLUG TERMINAL (Ø3.0)		KR30301-20
	WP FAKRA SLEEVE (Ø3.0)		KR00403-20
	WP FAKRA WIRE SEAL (Ø3.0)		KR00801-20

HOUSING (025 FAKRA HYB WP)

Poles	Female	Male
3	**MG 657068**  (025 2P+FAKRA 1P)	**MG 646298** 

FAKRA HYBRID CONNECTOR

KOREA ELECTRIC TERMINAL CO., LTD

HOUSING (025 FAKRA HYB WP)

Poles	Female	Male	Rear Holder
7	**MG 656779**  (025 6P+FAKRA 1P)	**MG 645909** 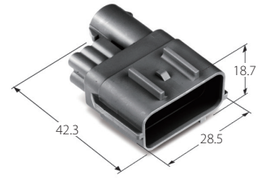	**MG 635740**  FEMALE/ MALE Suitable Wire Seal: MG 685387, MG 685388, Suitable Dummy Seal: 025-MG 685416 FAKRA- MG 685476
	MG 656780  (025 6P+FAKRA 1P)	**MG 645910** 	
	MG 656834 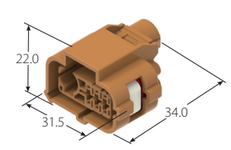 (025 6P+FAKRA 1P)	**MG 645981** 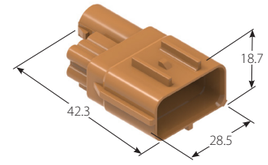	
11	**MG 656842**  (025 WP 10P+FAKRA WP 1P)	**MG 645992** 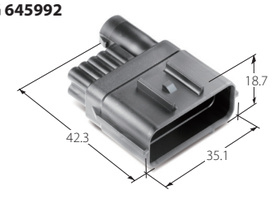 (025 WP 10P+FAKRA WP 1P) **MG 646048** 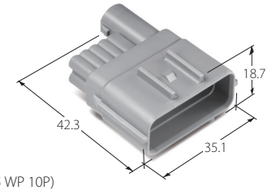 (025 WP 10P)	

FAKRA HYBRID CONNECTOR

Ⓐ



Ⓑ





TERMINAL

Part No.	Wire Range(mm²)			Material	Dimension(mm)			Type
	AWG	JASO	ISO	Finish	L	E	W	
ST 731367-3	26~24	AESSXF 0.13~0.22	FLR2X-A 0.13~0.22	Copper Alloy(Pre-Tin)	17.5	8.5	2.2	Ⓐ
ST 731368-3	22~20	AESSXF 0.3~0.5	FLR2X-A 0.35 FLRX2-B 0.5	Copper Alloy(Pre-Tin)				
ST 731368-S				Copper Alloy(Ag)				
ST 731369-3	18~16	AESSXF 0.75~1.25	FLRX2-B 0.5 0.75~1.25	Copper Alloy(Pre-Tin)				
ST 731369-S				Copper Alloy(Ag)				
ST 741340-3	26~24	AESSXF 0.13~0.22	FLR2X-A 0.13~0.22	Copper Alloy(Pre-Tin)	24.7	0.64	1.5	Ⓑ
ST 741341-3	22~20	AESSXF 0.3~0.5	FLR2X-A 0.35 FLRX2-B 0.5	Copper Alloy(Pre-Tin)				
ST 741341-S				Copper Alloy(Ag)				
ST 741342-3	18~16	AESSXF 0.75~1.25	FLRX2-B 0.5 0.75~1.25	Copper Alloy(Pre-Tin)				
ST 741342-S				Copper Alloy(Ag)				

WIRE SEAL

Part No.	Wire Insulation Range (Standard)	Material	Color	Dimension(mm)		Type
				L	E	
MG 685389	Ø0.9~Ø1.2	Silicone	Blue	6.8	Ø4.9	Ⓒ
MG 685390	Ø1.4~Ø1.6		Red			
MG 685391	Ø1.8~Ø2.1		Green			
MG 685392	Ø2.2		Black			
MG 685393	Ø2.7		Gray			
MG 685394	N060 WP DUMMY SEAL		Green	6.2	Ø5.0	Ⓓ
MG 685502	N060 WP DUMMY SEAL		Orange	8.7	Ø5.6	Ⓔ

Ⓒ

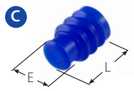









Ⓓ



Ⓔ



FAKRA TERMINAL & SLEEVE

Ø3.0 FAKRA STRAIGHT JACK			
Poles	Description	Drawing	Part No.
01	FAKRA STRAIGHT JACK OUTER CONTACT (HY)		KR20202-20
	FAKRA STRAIGHT JACK TERMINAL (Ø3.0)		KR20301-20
	FAKRA GUIDE SLEEVE (Ø3.0)		KR00404-20

Ø3.0 FAKRA STRAIGHT PLUG			
Poles	Description	Drawing	Part No.
01	FAKRA STRAIGHT PLUG OUTER CONTACT (Ø3.0)		KR30201-20
	FAKRA STRAIGHT PLUG TERMINAL (Ø3.0)		KR30301-20
	FAKRA GUIDE SLEEVE (Ø3.0)		KR00404-20

HOUSING (060 FAKRA HYB WP)

Poles	Female	Male
15	MG 645872  (N060 14P+FAKRA 1P, 가공타입)	MG 655819 

FAKRA HYBRID CONNECTOR

KOREA ELECTRIC TERMINAL CO., LTD

FAKRA TERMINAL, SLEEVE, SPACER & WIRE SEAL

	Description	Part No.	MATERIAL		Description	Part No.
	FAKRA STRAIGHT JACK OUTER CONTACT	[KR20203-20]	Copper Alloy ; Sn		FAKRA STRAIGHT PLUG OUTER CONTACT	[KR30202-20]
	FAKRA STRAIGHT JACK TERMINAL (Ø3.0)	[KR20301-30]	Copper Alloy ; Au		FAKRA STRAIGHT PLUG TERMINAL (Ø3.0)	[KR30301-30]
	FAKRA SUB SLEEVE II	[KR00408-20]	Copper Alloy ; Sn		FAKRA SUB SLEEVE II	[KR00408-20]
	FAKRA SPACER	[KR01000-20]	PBT		FAKRA SPACER	[KR01000-20]
	FAKRA SPACER HOLDER	[KR01001-20]	PBT		FAKRA SPACER HOLDER	[KR01001-20]
	WE FAKRA WIRE SEAL (Ø3.0)	[KR00801-20]	SILICONE		WE FAKRA WIRE SEAL (Ø3.0)	[KR00801-20]
	WE FAKRA WIRE SEAL (RG316S)	[KR00802-00]	SILICONE		WE FAKRA WIRE SEAL (RG316S)	[KR00802-00]

HOUSING (025 FAKRA HYB WP)

Poles	Female	Male			Rear Holder
7	MG 657027  (025 6P+FAKRA 1P)	MG 646208 	MG 646215 	MG 646362 	MG 635740 

HOUSING (060 FAKRA HYB WP)

Poles	Female	Male
15	MG 657026  (N060 14P+FAKRA 1P, Press Type)	MG 646214 

FAKRA HYBRID CONNECTOR

KOREA ELECTRIC TERMINAL CO., LTD

HOUSING (C025 FAKRA HYB WP)

Poles	Female	Male
19	**MG 657145**  (C025 18P+FAKRA 1P, Press Type)	**MG 646380** 
26	**MG 657069**  (C025 16P+ C060 9P+FAKRA 1P)	**MG 646299** 

HYBRID BOLT'G CONNECTOR

KOREA ELECTRIC TERMINAL CO., LTD

HOUSING

Poles	HYBRID BOLT'G Connector		
54	**MG 653600** 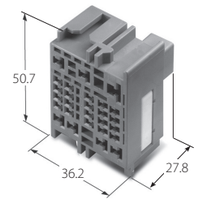 (090II 20P+187II 6P+312II 1P)	**MG 653599**  (090II 20P+187II 6P+312II 1P)	**MG 663593** 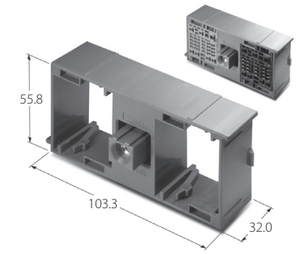
70	**MG 653595**  (090II 34P+187II 1P) **MG 653602** 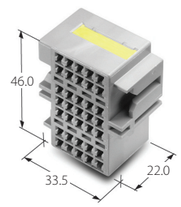 (090II 35P)	**MG 653596**  (090II 34P+187II 1P) **MG 653601** 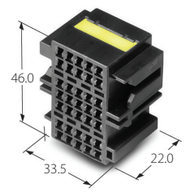 (090II 35P)	**MG 663591** 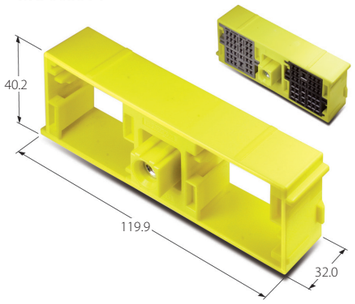 **MG 663594** 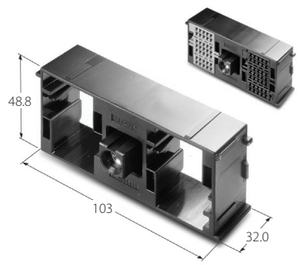
76	**MG 643615** 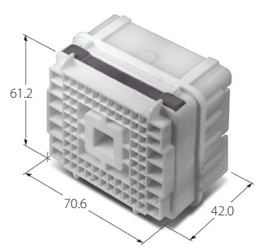 (090II 68P+187II 8P)	**MG 653612** 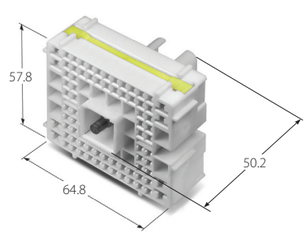 (090III(ASC) 68P+187II 8P)	**MG 633997** 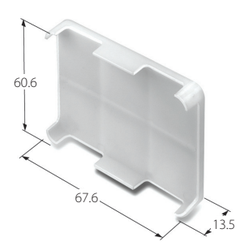

DOOR CONNECTOR

KOREA ELECTRIC TERMINAL CO., LTD

- Multi-pole, non waterproof connector linking wire harness between the body panel and the door panel of an automobile.
- Double Locking system with a separated Rear Holder prevents improper locking of terminal when inserted into housing.
- By using Grommet, it is water resistance although it is not waterproof.
- Significantly improved wire installment and assembly efficient between body panel and door panel.

HOUSING (DOOR HYB)

Poles	Female	Male / Spacer
8	**MG 651050**  (090II 8P)	**MG 641763** 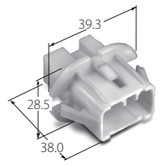
10	**MG 651056**  (090II 10P)	**MG 622072** 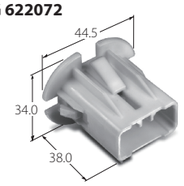 **MG 632073** 
14	**MG 651379** 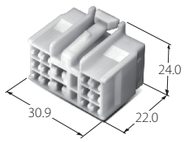 (090II 12P+187II 2P)	**MG 641814** 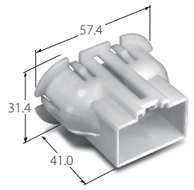
16	**MG 651882(R)**  (090II 12P+187II 4P)	**MG 642570** 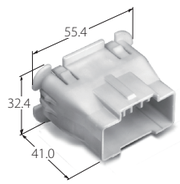
17	**MG 614680** 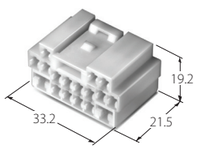 (090II 15P+187II 2P)	**MG 624681** 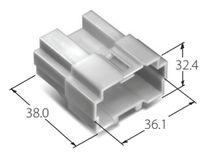
18	**MG 655696**  (025II 6P+060 8P+110 4P)	**MG 645749** 

DOOR CONNECTOR

KOREA ELECTRIC TERMINAL CO., LTD

HOUSING (DOOR HYB)

Poles	Female / Rear Holder	Male / Rear Holder
21	**MG 610688** **MG 630690** 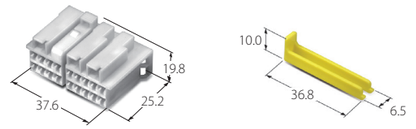 (070 18P+118 3P)	**MG 620689** **MG 630920** **MG 630691** 
22	**MG 654783**  (040 4P+090 18P)	**MG 644780** 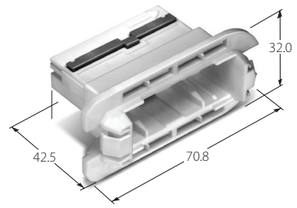
	MG 655444  (060 16P+110 6P)	**MG 645441** 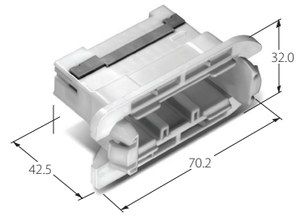
	MG 656784  (025II 10P+060 8P+110 4P)	**MG 645915** 
	MG 656854 **MG 657061**  (025II 14P+060 6P+N110 2P)	**MG 646002** 

DOOR CONNECTOR

KOREA ELECTRIC TERMINAL CO., LTD

HOUSING (HYB)

Poles	Female / Rear Holder / Spacer	Male / Rear Holder / Spacer
29	MG 610692 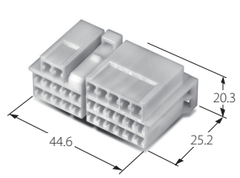 (070 22P+090 7P) MG 630694 	MG 620693 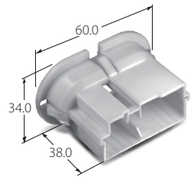 MG 630921  MG 630695 
31	MG 640819 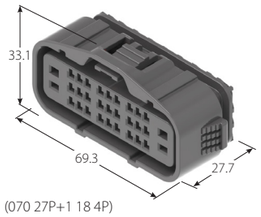 (070 27P+1 18 4P) MG 630820 	MG 650817 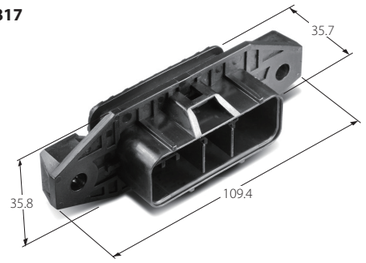
32	MG 651013 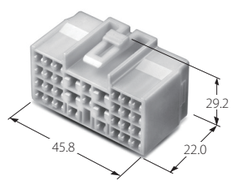 (090II 28P+187II 4P)	MG 641016 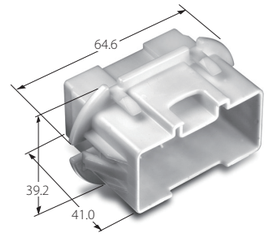
13	MG 611985  (090II 13P) MG 631986 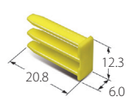	34 MG 621989  MG 631986 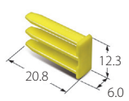
21	MG 611987 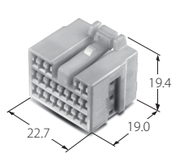 (050 21P) MG 631988 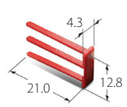	MG 623129 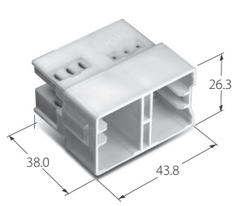 MG 631988 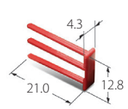

DOOR CONNECTOR

KOREA ELECTRIC TERMINAL CO., LTD

HOUSING (090 HYB)

Poles	Female / Spacer / Lever	Male / Spacer / Plate
18	MG 611809(L) 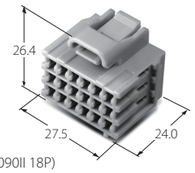 (090II 18P) MG 631811 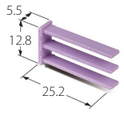	36 MG 621807 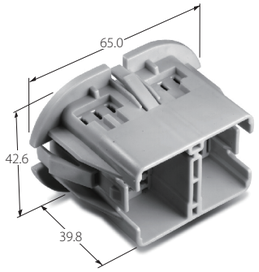 MG 631808 
18	MG 611810(R) 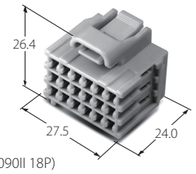 (090II 18P) MG 631811 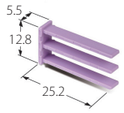	
21	MG 611987 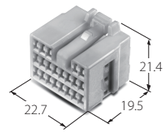 (050 21P) MG 631988 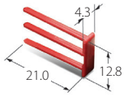	39 MG 622406 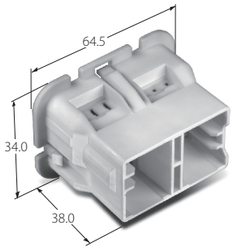 MG 631988 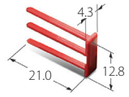
18	MG 612408 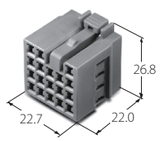 (090II 18P) MG 632407 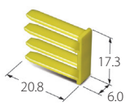	MG 632407 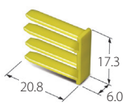
39	MG 653563 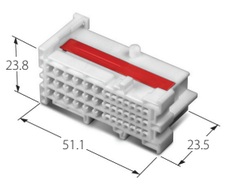 (040III 21P+090III(ASC) 18P) MG 633567  MG 633786 	MG 643174 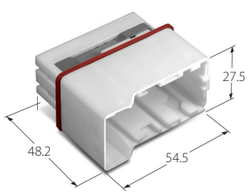 MG 633337(PLATE-A)  MG 633338(PLATE-B) 

DOOR CONNECTOR

KOREA ELECTRIC TERMINAL CO., LTD

HOUSING(FRONT DOOR, HYB)

Poles	Female	Male
45	**MG 644390**  (040 30P+090 15P) **MG 644902** 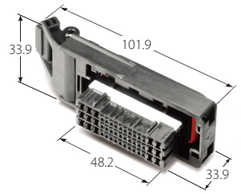 (040 30P+090 15P)	**MG 654391** 
45 FAKRA	**MG 655808**  (025II 20P+N060 13P+110 11P+FAKRA 1P)	**MG 645857** 
	MG 656918  (C025 20P+C060 13P+N110 11P+FAKRA 1P)	**MG 646085** **MG 646226** 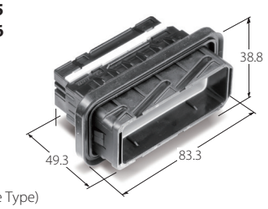 (Moving Plate Type)
50	**MG 655649**  (025II 26P+060 12P+110 12P)	**MG 645655**  Wire Cover RH : MG 635590/Wire Cover LH : MG 635591
56	**MG 656866** 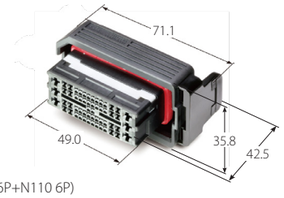 (C025 34P+C060 16P+N110 6P)	**MG 646018** 

025II Female Terminal : ST 731374, ST 731375
C025 Female Terminal: ST 731409, ST 731410
025II male Terminal : ST 741345, ST 741346
C025 male Terminal : ST 741360, ST 741361

DOOR CONNECTOR
KOREA ELECTRIC TERMINAL CO., LTD

HOUSING(FAKRA FRONT DOOR)

Poles	Female	Male
57	**MG 657163** **MG 657247(B)**  (C025 37P+C060 14P+N110 5P+FAKRA 1P)	**MG 646394** **MG 646541(B)**  (Moving Plate Type)
59	**MG 657002**  (C025 36P+C060 16P+N110 6P+RF 1P(TE))	**MG 646180**  (Moving Plate Type)

GS SERIES CONNECTOR

KOREA ELECTRIC TERMINAL CO., LTD

▶ Double locking system eliminates terminal push-out (Housing lance, Rear Holder)

GS SERIES(NON WATERPROOF)

Poles	Female / Rear Holder	Suitable Terminal
3 150	MG 644438 	12191811-1812(DELPHI)
8 150	MG 644437 	12191811-1812(DELPHI)
3 280	MG 614436  MG 634588 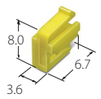	15304710-4712(DELPHI)

GS SERIES(WATERPROOF)

Poles	Female / Rear Holder	Suitable Terminal
3 064WP	MG 645080 	7116-4618-02(YAZAKI)
3 150WP	MG 644167  MG 634546 	12191818-1819(DELPHI)
4 150WP	MG 644170  MG 634547 	12191818-1819(DELPHI)

GS SERIES CONNECTOR

KOREA ELECTRIC TERMINAL CO., LTD

GS SERIES(WATERPROOF)

Poles	Female / CPA / Rear Holder	Male / Rear Holder	Suitable Terminal
6 150WP	MG 645107 	MG 655111 	F:33012-2002(MOLEX) M:33000-0002(MOLEX)
2 280WP	MG 654446  MG 634604(CPA)  MG 634605 		15304718-4720(DELPHI)
5 280WP	MG 655104 		211CC3S1161(FCI) 211CC3S2161(FCI)
3 630WP	MG 654447  MG 634608(CPA) 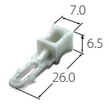 MG 634609 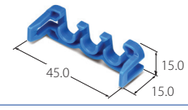		12052456-2457(DELPHI)
16 150280 WP	MG 655099  MG 634601 	MG 654442  MG 634601 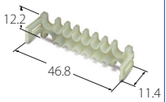	F:12191818-1819(DELPHI) 15304718-4720(DELPHI) M:15326268-6269(DELPHI) 15304730-4732(DELPHI

GS SERIES CONNECTOR

KOREA ELECTRIC TERMINAL CO., LTD

- Double locking system eliminates terminal push-out (Housing lance, TPA)
- Stable/secure mating action between male and female connector
- This connector is hybrid type, so there are two terminal connector on one kind of

GS SERIES(DOOR)

Poles	Female / CPA / Rear Holder	Male / Rear Holder	Suitable Terminal
18 REAR DOOR	**MG 653931**  (150 15P+280 3P)	**MG 643932** 	**F : 12191811-1812(DELPHI):150** **15304710-4713(DELPHI):280** **M: 15304701-4702(DELPHI):150** **15304722-4725(DELPHI):280**
30 FRONT DOOR	**MG 653933**  (150 26P+280 4P)	**MG 643934** 	

GS SERIES(BODY-IP)

Poles	Female / CPA / Rear Holder	Male / Rear Holder	Suitable Terminal
68 BODY IP	**MG 614615**  **MG 634616**  (150 58P+280 8P+950 2P)	**MG 644512**  **MG 634611**  **MG 665015** 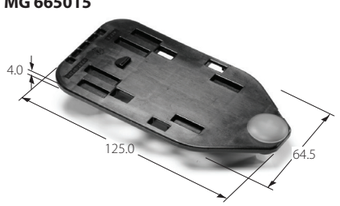	**F: 964261, 964263(TYCO):150** **964280,964284(TYCO) : 280** **965999 (TYCO) : 280** **962932 (TYCO) : 950** **M:964265, 964267(TYCO) :150** **964294,964296(TYCO) : 280** **963768,963766(TYCO) : 950**

Ⓐ

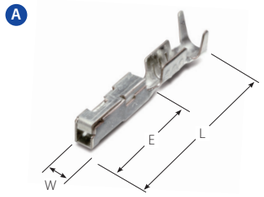

TERMINAL(N064)

Part No.	Wire Range(mm²)			Material	Dimension(mm)			Type
	AWG	JASO	ISO	Finish	L	E	W	
ST 731382-3	22-20	AVSS 0.3-0.5	FLRY-A 0.35 FLRY-B 0.5	Copper Alloy (Pre-Tin)	14.0	6.5	1.6	Ⓐ
ST 731383-3	18	AVSS 0.85	FLRY-B 0.75					

Ⓑ

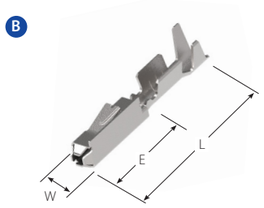

TERMINAL(N064II)

Part No.	Wire Range(mm²)			Material	Dimension(mm)			Type
	AWG	JASO	ISO	Finish	L	E	W	
ST 731522-3	24-22	CHFUS 0.22 AVSSXF 0.3	FLRY-A 0.22-0.35	Copper Alloy (Pre-Tin)	14.0	6.25	1.6	Ⓑ
ST 731521-3	20-18	AVSSXF 0.5-0.75	FLRY-B 0.5-0.75					

SPECIFICATION

	N064	N064II
Current Rating (85°C,Sn)	8.6A(0.5SQ)	7A (0.75SQ)
Temperature Range	- 40 ~ 85°C	
Contact Resistance	10mΩ Max(Initial)	
Insulation Resistance	DC 500V 100MΩ Min	
Wire Size	0.3 - 0.85 mm²	0.22 - 0.75 mm²

HOUSING(N064II)

Poles	Female
8	**MG 615688** 

GLOBAL STANDARD CONNECTOR

KOREA ELECTRIC TERMINAL CO., LTD

A

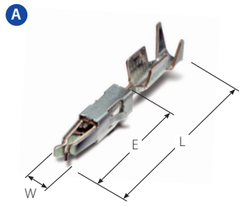

B

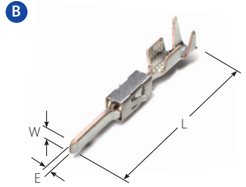

TERMINAL(150)

Part No.	Wire Range(mm²)			Material	Dimension(mm)			Type
	AWG	JASO	ISO	Finish	L	E	W	
ST 731379-3	24-22	-	FLRY-A 0.22-0.35	Copper Alloy (Pre-Tin)	19.0	10.25	1.6	A
ST 731380-3	20-17	-	FLRY-B 0.5-1.0					
ST 731381-3	15	-	FLRY-B 1.5					
ST 741347-3	24-22	-	FLRY-A 0.22-0.35		22.4	0.6		B
ST 741348-3	20-17	-	FLRY-B 0.5-1.0					
ST 741349-3	15	-	FLRY-B 1.5					

SPECIFICATION

Current Rating (85°C,Sn)	16A (1.5SQ)
Temperature Range	- 40°C ~ 85°C
Contact Resistance	3mΩ Max(Initial)
Insulation Resistance	DC 500V 100MΩ Min
Wire Size	0.22 - 1.5 mm²

2.0mm Pitch SMT Type Wire to Board Connectors

FEATURES

- The 2.0mm single row cable connector system is ideally suited for high reliable and space saving connections between PCBs and LED lamps, motors, fans etc.
- Designed to prevent false-connection and to maintain stable connection under car vibration and extreme environmental conditions.





K200294-20(Pre-Tin) / ST741356-G(Au)



2.0mm W TO B PLUG TERMINAL

MATERIAL

Housing	Nylon
Terminal	Copper Alloy
Metal Fitting	Copper Alloy
Plating	Terminal : Pre-Tin / Au Metal Fitting : Tin Plating



SPECIFICATION

Voltage Rating	250V AC/DC
Current Rating (85°C,Sn)	7.5A (0.5SQ)
Operating Temperature	-40°C ~ +125°C
Contact Resistance	30mΩ Max
Applicable Wire	0.22 - 0.5mm²

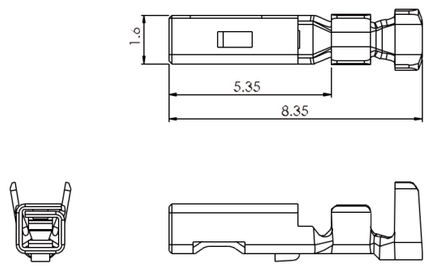

2.0mm W TO B PLUG TERMINAL

Part No.	Wire Range(mm²)			Material
	AWG	JASO	ISO	Finish
K200294-20	24-22	AVSS, AESSXF 0.22-0.3 CHFUS 0.22	FLRY-A 0.35	Copper Alloy (Pre-Tin)
K200294-30	24-20	AVSS 0.22-0.3	FLRY-B 0.5	
ST 741356-G	24-22	AVSS 0.22-0.3	-	Copper Alloy (Au)

PCB CONNECTOR

KOREA ELECTRIC TERMINAL CO., LTD

2.0mm W TO B PLUG HOUSING

Circuits	Apperrance	Part No.	Size A	Size B	Size C	Color	Dimension
2		K100232	2.0	5.0	6.5	Natural	
		K100232-20				Blue	
		K100232-30				Yellow	
		K100232-50				Black	
3		K100233	4.0	7.0	8.5	Natural	
		K100233-20				Blue	
		K100233-30				Yellow	
		K100233-50				Black	
4		K100234	6.0	9.0	10.5	Natural	
		K100234-20				Blue	
		K100234-30				Yellow	
		K100234-50				Black	
5		MG 615651	8.0	11.0	12.5	Natural	
		MG 615651-2				Blue	
		MG 615651-5				Black	
6		K100235	10.0	13.0	14.5	Natural	
		K100235-20				Blue	
		K100235-30				Yellow	
		K100235-50				Black	
7		MG 615660	12.0	15.0	16.5	Natural	
		MG 615660-2				Blue	
		MG 615660-5				Black	
8		MG 615661	14.0	17.0	18.5	Natural	
		MG 615661-2				Blue	
		MG 615661-5				Black	
9		MG 615662	16.0	19.0	20.5	Natural	
		MG 615662-2				Blue	
		MG 615662-5				Black	
10		MG 615663	18.0	21.0	22.5	Natural	
		MG 615663-2				Blue	
		MG 615663-5				Black	

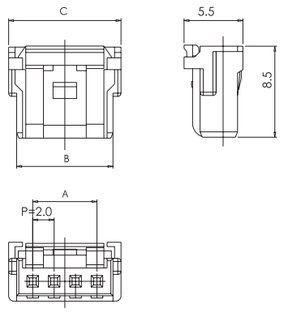

PCB CONNECTOR
KOREA ELECTRIC TERMINAL CO., LTD

2.0mm W TO B WAFER ASSEMBLY HORIZONTAL(SN)

Circuits	Apperrance	Part No.	Size A	Size B	Size C	Color	Dimension
2		K500024-02	2.0	5.1	8.0	Natural	
		K500024-2				Blue	
		K500024-3				Yellow	
		K500024-5				Black	
3		K500025-03	4.0	7.1	10.0	Natural	
		K500025-2				Blue	
		K500025-3				Yellow	
		K500025-5				Black	
4		K500026-04	6.0	9.1	12.0	Natural	
		K500026-2				Blue	
		K500026-3				Yellow	
		K500026-5				Black	
5		MG 646220	8.0	11.1	14.0	Natural	
		MG 646220-2				Blue	
		MG 646220-5				Black	
6		K500027-06	10.0	13.1	16.0	Natural	
		K500027-2				Blue	
		K500027-3				Yellow	
		K500027-5				Black	
7		MG 646235	12.0	15.1	18.0	Natural	
		MG 646235-2				Blue	
		MG 646235-5				Black	
8		MG 646236	14.0	17.1	20.0	Natural	
		MG 646236-2				Blue	
		MG 646236-5				Black	
9		MG 646237	16.0	19.1	22.0	Natural	
		MG 646237-2				Blue	
		MG 646237-5				Black	
10		MG 646238	18.0	21.1	24.0	Natural	
		MG 646238-2				Blue	
		MG 646238-5				Black	

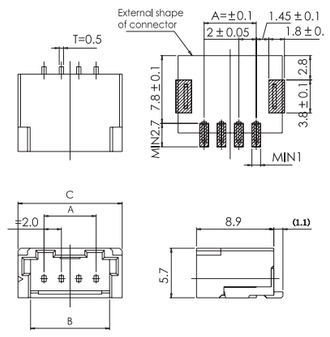

PCB CONNECTOR

KOREA ELECTRIC TERMINAL CO., LTD

2.0mm W TO B WAFER ASSEMBLY HORIZONTAL(AU)

Circuits	Apperrance	Part No.	Size A	Size B	Size C	Color	Dimension
2		MG 645959	2.0	5.1	8.0	Natural	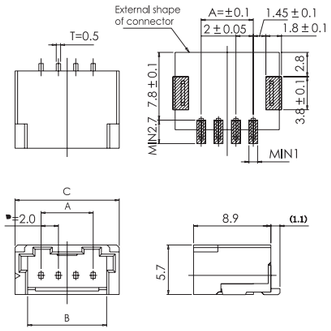
		MG 645959-2				Blue	
		MG 645959-3				Yellow	
		MG 645959-5				Black	
3		MG 645960	4.0	7.1	10.0	Natural	
		MG 645960-2				Blue	
		MG 645960-3				Yellow	
		MG 645960-5				Black	
4		MG 645899	6.0	9.1	12.0	Natural	
		MG 645899-2				Blue	
		MG 645899-3				Yellow	
		MG 645899-5				Black	
5		MG 646239	8.0	11.1	14.0	Natural	
		MG 646239-2				Blue	
		MG 646239-5				Black	
6		MG 645961	10.0	13.1	16.0	Natural	
		MG 645961-2				Blue	
		MG 645961-3				Yellow	
		MG 645961-5				Black	
7		MG 646240	12.0	15.1	18.0	Natural	
		MG 646240-2				Blue	
		MG 646240-5				Black	
8		MG 646241	14.0	17.1	20.0	Natural	
		MG 646241-2				Blue	
		MG 646241-5				Black	
9		MG 646242	16.0	19.1	22.0	Natural	
		MG 646242-2				Blue	
		MG 646242-5				Black	
10		MG 646243	18.0	21.1	24.0	Natural	
		MG 646243-2				Blue	
		MG 646243-5				Black	

PCB CONNECTOR

KOREA ELECTRIC TERMINAL CO., LTD

2.0mm W TO B WAFER ASSEMBLY VERTICAL(SN)

Circuits	Apperrance	Part No.	Size A	Size B	Size C	Color	Dimension
2		MG 645929	2.0	5.1	10.55	Natural	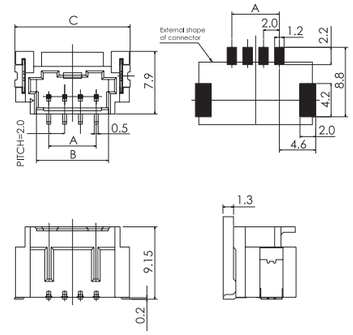
		MG 645929-2				Blue	
		MG 645929-3				Yellow	
		MG 645929-5				Black	
3		MG 645930	4.0	7.1	12.55	Natural	
		MG 645930-2				Blue	
		MG 645930-3				Yellow	
		MG 645930-5				Black	
4		MG 645935	6.0	9.1	14.55	Natural	
		MG 645935-2				Blue	
		MG 645935-3				Yellow	
		MG 645935-5				Black	
5		MG 646244	8.0	11.1	16.55	Natural	
		MG 646244-2				Blue	
		MG 646244-5				Black	
6		MG 645931	10.0	13.1	18.55	Natural	
		MG 645931-2				Blue	
		MG 645931-3				Yellow	
		MG 645931-5				Black	
7		MG 646247	12.0	15.1	20.55	Natural	
		MG 646247-2				Blue	
		MG 646247-5				Black	
8		MG 646248	14.0	17.1	22.55	Natural	
		MG 646248-2				Blue	
		MG 646248-5				Black	
9		MG 646250	16.0	19.1	24.55	Natural	
		MG 646250-2				Blue	
		MG 646250-5				Black	
10		MG 646252	18.0	21.1	26.55	Natural	
		MG 646252-2				Blue	
		MG 646252-5				Black	

PCB CONNECTOR

2.0mm W TO B WAFER ASSEMBLY VERTICAL(SN)

Circuits	Apperrance	Part No.	Size A	Size B	Size C	Color	PCB Layout
3		MG 646512-3	4.0	7.1	12.55	Yellow	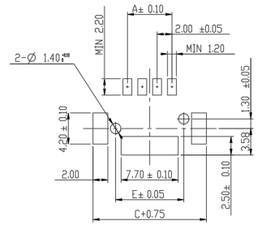
		MG 646512-5				Black	
4		MG 646513	6.0	9.1	14.55	Natural	
		MG 646513-2				Blue	

2.0mm W TO B WAFER ASSEMBLY VERTICAL(AU)

Circuits	Apperrance	Part No.	Size A	Size B	Size C	Color	Dimension
2		MG 646006	2.0	5.1	10.55	Natural	
		MG 646006-3				Yellow	
3		MG 646007	4.0	7.1	12.55	Natural	
		MG 646007-3				Yellow	
4		MG 646008	6.0	9.1	14.55	Natural	
		MG 646008-3				Yellow	
5		MG 646245	10.0	13.1	18.55	Natural	
		MG 646245-2				Blue	
		MG 646245-5				Black	
6		MG 646009	10.0	13.1	18.55	Natural	
		MG 646009-3				Yellow	
7		MG 646246	12.0	15.1	20.55	Natural	
		MG 646246-2				Blue	
		MG 646246-5				Black	
8		MG 646249	14.0	17.1	22.55	Natural	
		MG 646249-2				Blue	
		MG 646249-5				Black	
9		MG 646251	16.0	19.1	24.55	Natural	
		MG 646251-2				Blue	
		MG 646251-5				Black	
10		MG 646253	18.0	21.1	26.55	Natural	
		MG 646253-2				Blue	
		MG 646253-5				Black	

PCB CONNECTOR

KOREA ELECTRIC TERMINAL CO., LTD

2.5mm PDC(PCB DIRECT CONNECTOR)



FEATURES

- The 2.5mm single row cable connector system is ideally suited for high reliable and space saving connections between PCBs and LED lamps, motors, fans etc.
- Designed to prevent false-connection and to maintain stable connection under car vibration and extreme environmental conditions.





ST 731455-3(Sn) / ST 731455-G(Au)



2.5mm W TO B PLUG TERMINAL

MATERIAL

Housing	Nylon
Terminal	Copper Alloy
Metal Fitting	Copper Alloy
Plating	Terminal : Pre-Tin / Au Metal Fitting : Tin Plating

4.5mm PDC DS Terminal



SPECIFICATION

Voltage Rating	250V AC/DC
Current Rating (85°C,Sn)	7.5A (0.5SQ)
Operating Temperature	-40°C ~ +125°C
Contact Resistance	30mΩ Max
Applicable Wire	0.22 - 0.5㎟

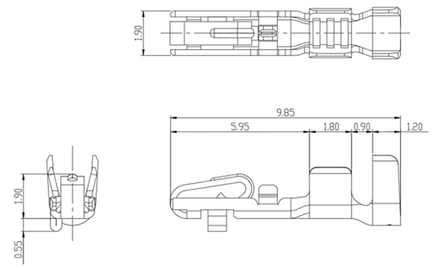

2.5mm W TO B PLUG TERMINAL

Part No.	Wire Range(mm²) AWG	JASO	ISO	Material Finish
ST 731455-G	24-22	0.3-0.5		Copper Alloy (Au)
ST 731455-3				Copper Alloy (Pre-Tin)
ST 731602-3				
ST 731600-3	24	0.22		

4.5mm PDC DS TERMINAL

Part No.	Wire Range(mm²) AWG	JASO	ISO	Material Finish
ST 731596-3	16-15	1.25-1.5		Copper Alloy (Pre-Tin)

PCB CONNECTOR

KOREA ELECTRIC TERMINAL CO., LTD

2.5mm PITCH W TO B

Circuits	Apperrance	Part No.	Color	Dimension
2		MG 615612	Black	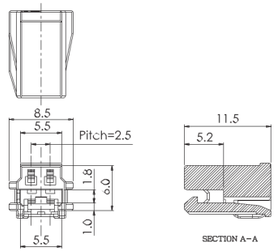
3		MG 615613	Black	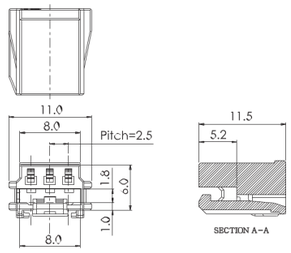
4		MG 615614	Black	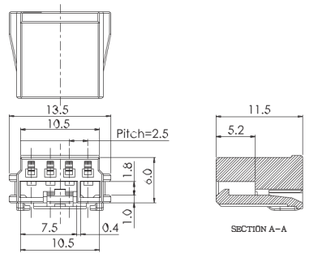
6		MG 615616	Black	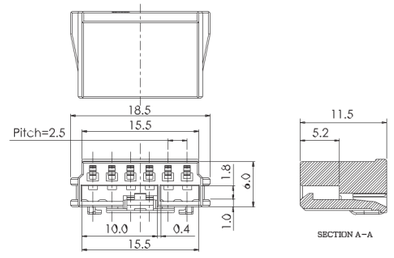
8		MG 615618	Black	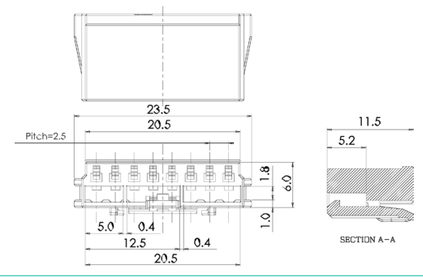

PCB CONNECTOR

KOREA ELECTRIC TERMINAL CO., LTD

2.5mm PITCH W TO B

Circuits	Apperrance	Part No.	Color	PCB Layout
34		MG 615710	Natural	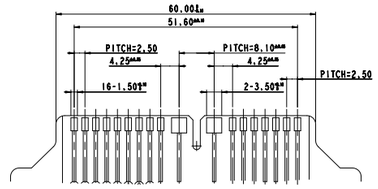 PCB LAYOUT - PCB THICKNESS : 1.6mm ± 0.15
40		MG 615711	Natural	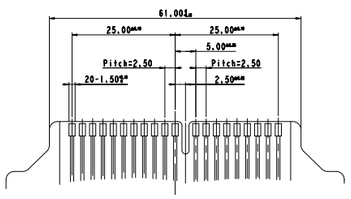 PCB LAYOUT - PCB THICKNESS : 1.6mm ± 0.15

PCB CONNECTOR

KOREA ELECTRIC TERMINAL CO., LTD

CHARACTERISTICS

- Sub-compact multi-pole PCB Connector with Tab Size 0.64 mm, Pitch 2.2mm
- Preventing terminal mis insertion and thrust
- Adopting Spacer with double Locking structure\



025II PCB HOUSING(VRT)

Poles	PCB Connector	Female
8	**MG 646041** 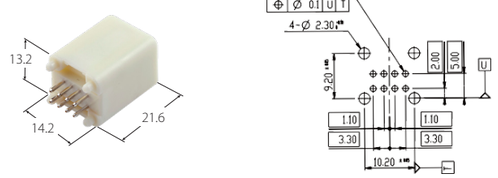	**MG 656980** 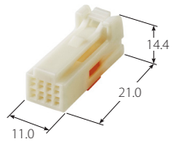
24	**MG 644100** 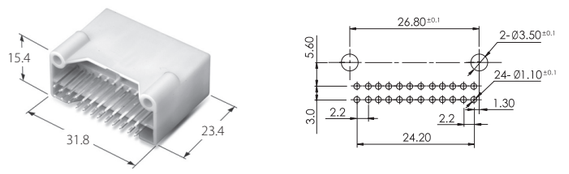	**MG 655761** 
28	**MG 644088(Pre-Tin)** **MG 645119** 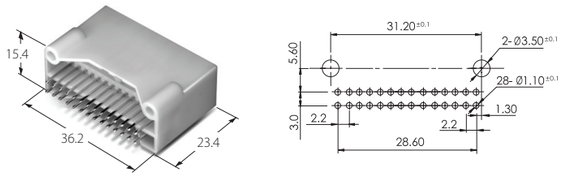	**MG 655762** 
40	**MG 644114(Pre-Tin)** **MG 645121** 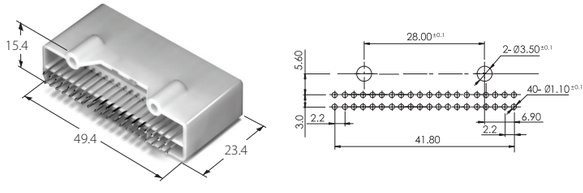	**MG 655708** 

PCB CONNECTOR

KOREA ELECTRIC TERMINAL CO., LTD

025II PCB HOUSING(HZT)

Poles	PCB Connector	Female
4	**MG 646090** 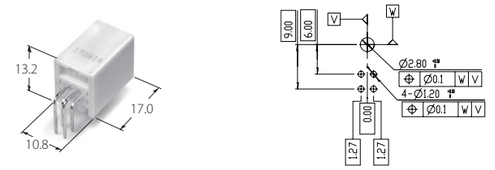	**MG 656923** 
8	**MG 645716(PBT)** **MG 645586(SPS)** 	**MG 656980** 
	MG 646091 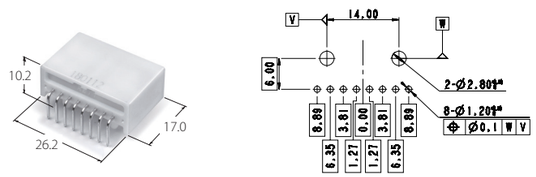	**MG 656924** 
12	**MG 646096** 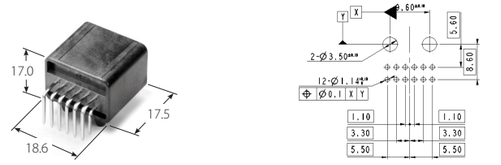	**MG 656913** 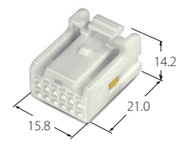
16	**MG 645718** 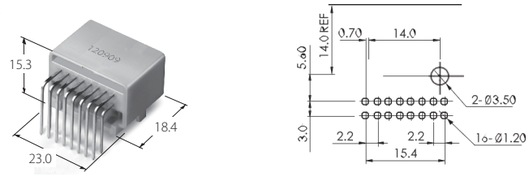	**MG 656934** 
	MG 646097 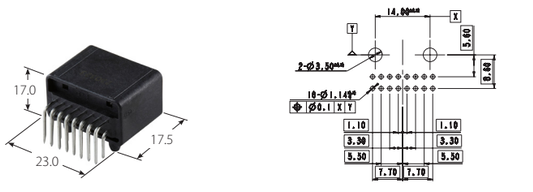	
24	**MG 644918** 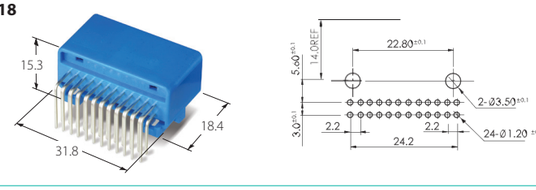	**MG 655761** 

PCB CONNECTOR

025II PCB HOUSING(HZT)

Poles	PCB Connector	Female
24	**MG 645878, MG 646504**  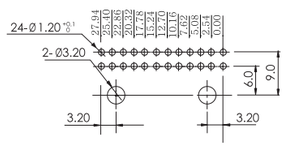 	**MG 655758** 
28	**MG 645719**  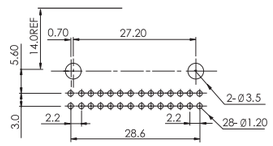 	**MG 655762** 
	MG 645895  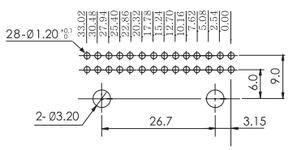 	**MG 655759** 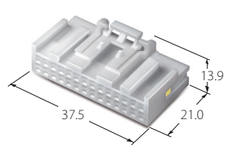
32	**MG 644920**  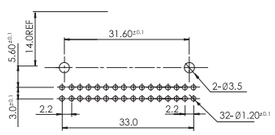 	**MG 655709** 
40	**MG 645820**  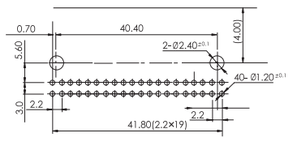 	**MG 655708** 

PCB CONNECTOR

KOREA ELECTRIC TERMINAL CO., LTD

025II PCB HOUSING(HZT)

Poles	PCB Connector	Female
44	**MG 645802** **MG 646098**   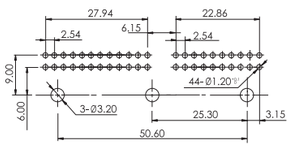 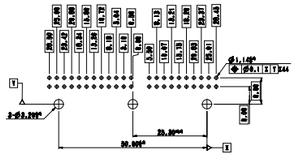	**MG 655758(24P)**  **MG 655757(20P)** 
	MG 646092  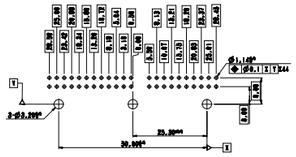	**MG 656931(24P)**  **MG 656995(20P)** 
64	**MG 645803**  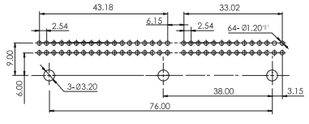 	**MG 655760(36P)** 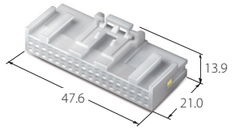 **MG 655759(28P)** 

025RF PCB HOUSING(VRT/HZT)

Poles	PCB Connector(VRT/HZT)	Female
5	**MG 646138(A)**  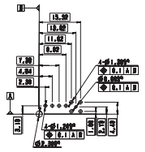 **MG 646142(A)**  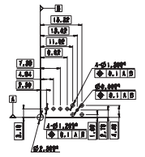	**MG 656964(A)** 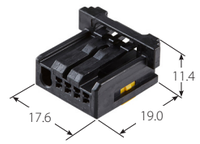
	MG 646139(B) 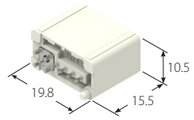 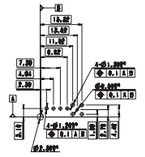 **MG 646143(B)** 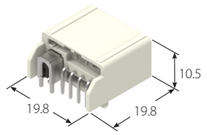 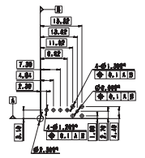	**MG 656965(B)** 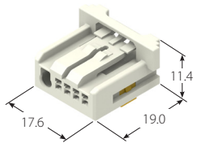
	MG 646140(C) 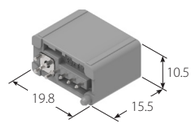 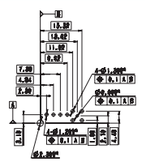 **MG 646144(C)** 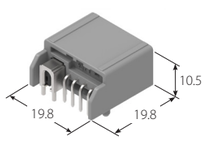 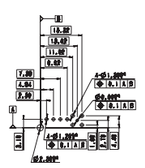	**MG 656966(C)** 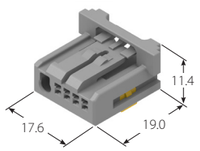
	MG 646141(D) 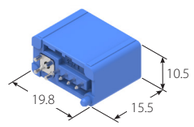 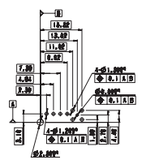 **MG 646145(D)** 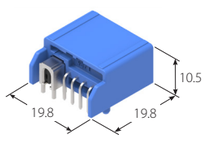 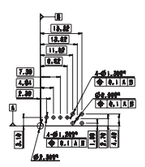	**MG 656967(D)** 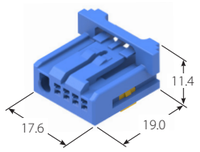

(025 4P+RF 1P)

C025N110 PCB HOUSING(HZT)

Poles	PCB Connector	Female
8	**MG 646057**  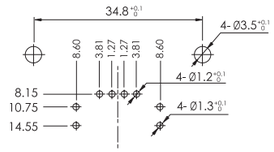 	**MG 656895** 
	MG 646058  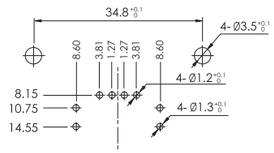 	**MG 656896** 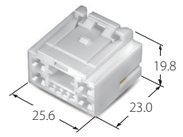
	MG 646059 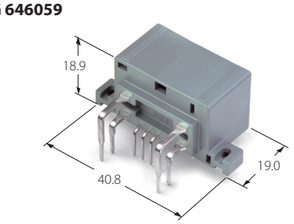 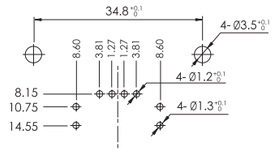 	**MG 656897** 
	MG 646060  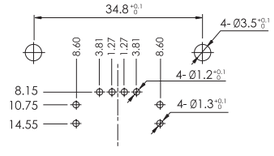 	**MG 656898** 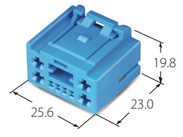

(C025 4P+N110 4P)

PCB CONNECTOR

KOREA ELECTRIC TERMINAL CO., LTD

025II060 PCB HOUSING(HZT)

Poles	PCB Connector	Female
22	**MG 645894** 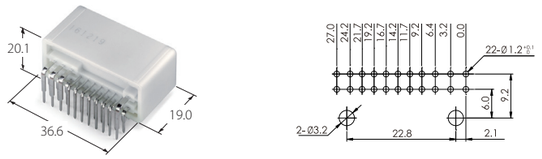 (025II 14P+060 8P)	**MG 655833** 
42	**MG 645800** 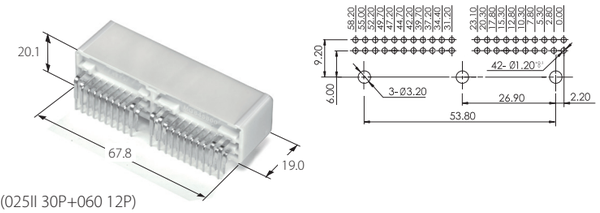 (025II 30P+060 12P)	**MG 655754**  **MG 655756** 
64	**MG 645801** 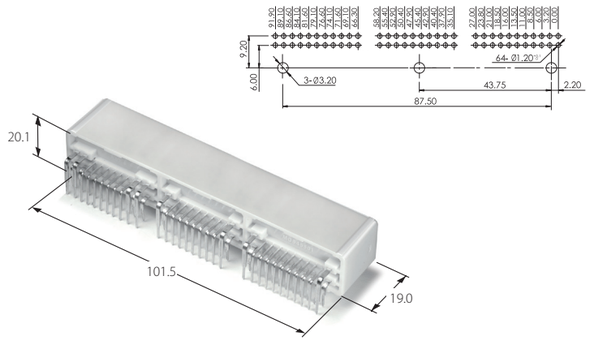 **MG 645801-W** 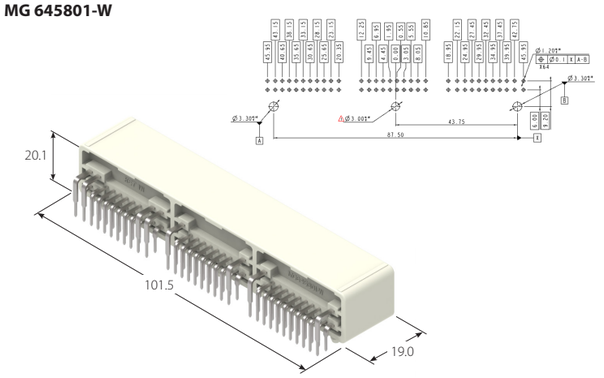 (025II 48P+060 16P)	**MG 655752** 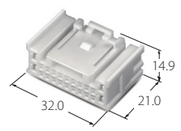 **MG 655753** 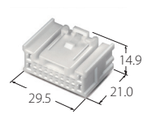 **MG 655755** 

PCB CONNECTOR

KOREA ELECTRIC TERMINAL CO., LTD

C025C060 PCB HOUSING(HZT/VRT)

Poles	PCB Connector	Female
28	**MG 646130**  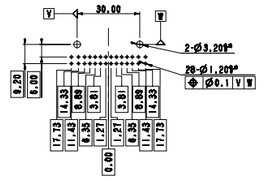 **MG 646278**  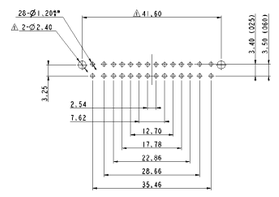 (C025 20P+C060 8P)	**MG 656961** 
	MG 646454  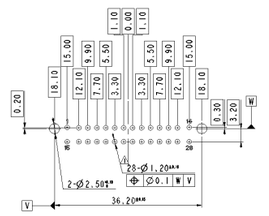 (C025 24P+C060 4P)	**MG 657213** 
36	**MG 646455**  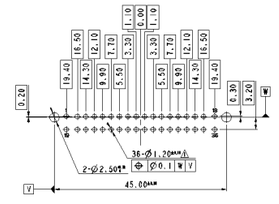 (C025 32P+C060 4P)	**MG 657214** 

PCB CONNECTOR

KOREA ELECTRIC TERMINAL CO., LTD

020 SMD HOUSING(HZT)

Poles	PCB Connector	Female
12	**MG 645845(A)** 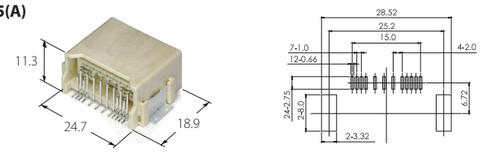 	**MG 655794** 
	MG 645866 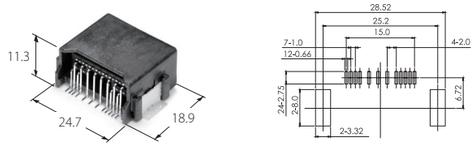 **MG 646522(8P)**  	**MG 655814** 
	MG 646867 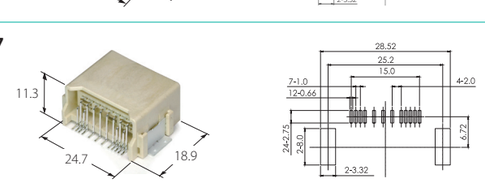 	**MG 655815** 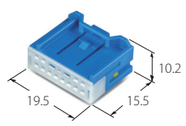
	MG 645982 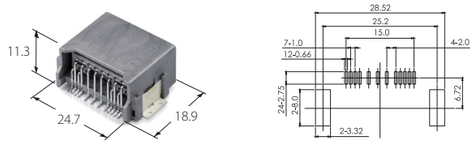 	**MG 656835** 
	MG 646151 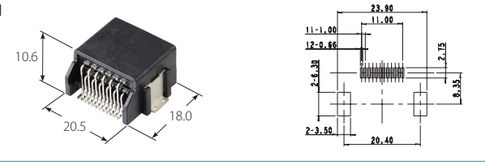 	**MG 656971** 
	MG 645998 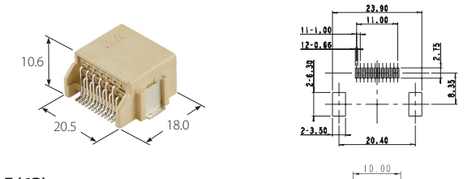 **MG 645998-Z (6P)**  	**MG 656807** 

PCB CONNECTOR

KOREA ELECTRIC TERMINAL CO., LTD

020 SMD HOUSING(HZT)

Poles	PCB Connector	Female
12	**MG 646044**  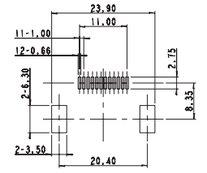	**MG 656844** 
	MG 646086  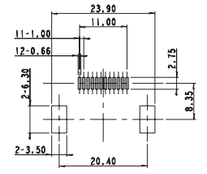	**MG 656882** 
16	**MG 646147**  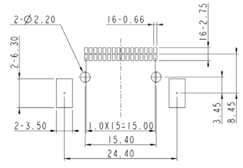	**MG 656969** 
24	**MG 646055**  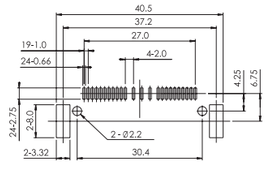	**MG 656893** 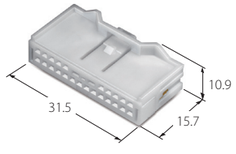
	MG 646166  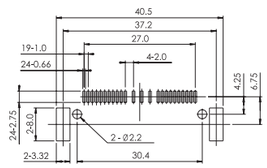	**MG 656984** 

PCB CONNECTOR

020 SMD HOUSING(HZT)

Poles	PCB Connector	Female
32	**MG 646222** 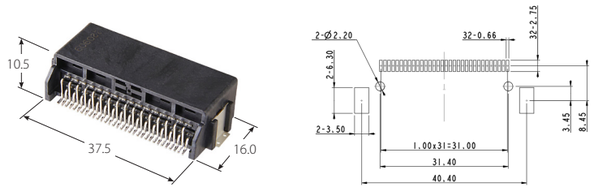	**MG 657039** 
	MG 646484 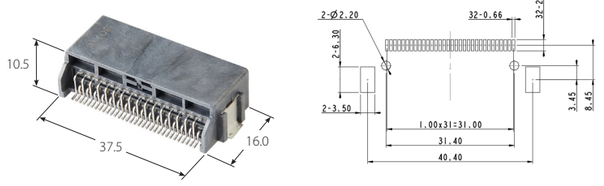	**MG 657238** 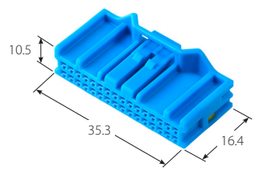

025II SMD HOUSING(VRT)

Poles	PCB Connector	Female
6	**MG 646087** 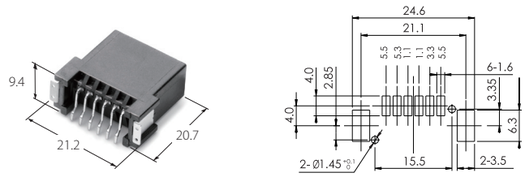	**MG 656919** 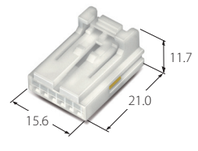
12	**MG 646036**  **MG 646268** 	**MG 656913** 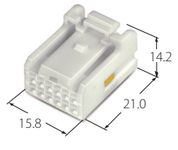

PCB CONNECTOR

KOREA ELECTRIC TERMINAL CO., LTD

025II SMD HOUSING(VRT)

Poles	PCB Connector	Female
16	**MG 645738** 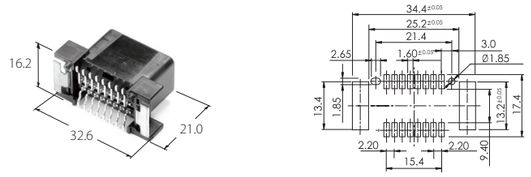	**MG 656934** 
	MG 646069 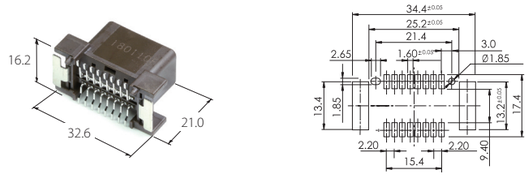	**MG 656939** 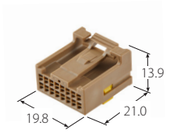
20	**MG 645886** 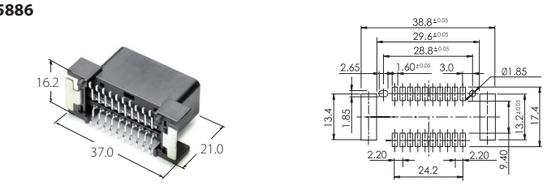	**MG 655830** 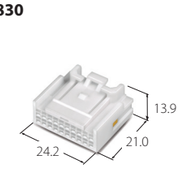
24	**MG 645739** 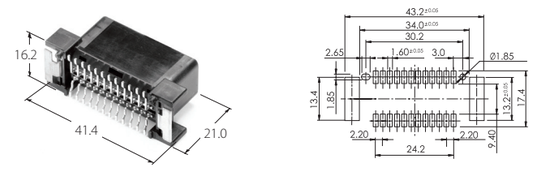	**MG 655761** 
32	**MG 645055** 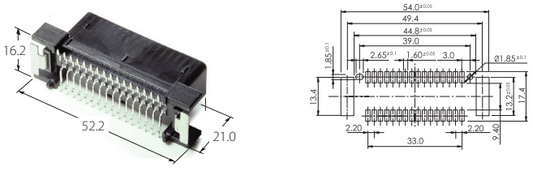	**MG 655709** 
40	**MG 644633** 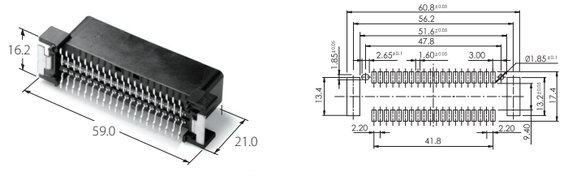	**MG 655708** 

PCB CONNECTOR

025II SMD HOUSING(HZT)

Poles	PCB Connector	Female
12	MG 645877 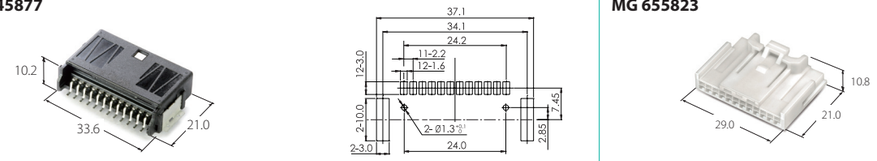	MG 655823

025 SMD HOUSING(HZT)

Poles	PCB Connector	Female
2	MG 646432 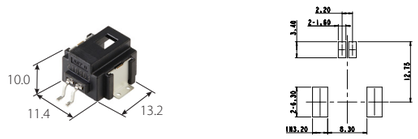	MG 657063 
3	MG 646510 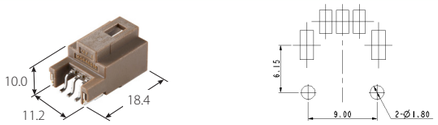 MG 646447 (Non-BOSS) 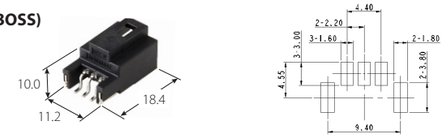	MG 657204 

060 SMD HOUSING(VRT)

Poles	PCB Connector	Pin Block	Female
8	MG 645883 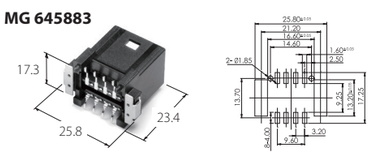	MG 646269 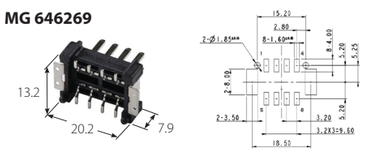	MG 655827 
12	MG 645884 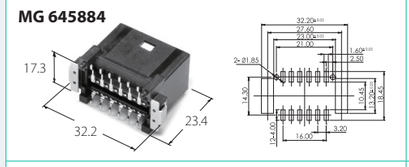 MG 646479 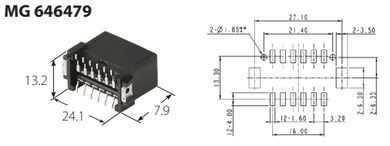	MG 646270 	MG 655828  MG 657231 

PCB CONNECTOR

KOREA ELECTRIC TERMINAL CO., LTD

060 SMD HOUSING(VRT)

Poles	PCB Connector	Pin Block	Female
18	MG 645885 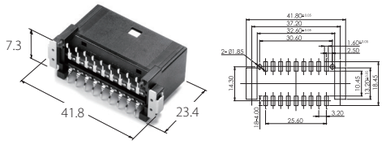	MG 646271 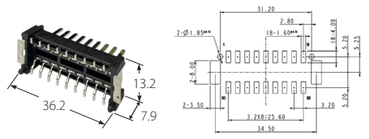	MG 655829 

070 SMD HOUSING(VRT)

Poles	PCB Connector	Female
8	MG 645004 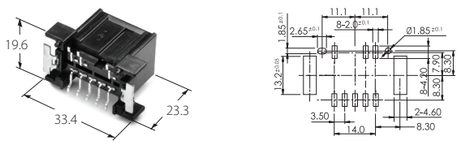	MG 610402 

025II PRESS FIT HOUSING(VRT)

Poles	PCB Connector
8	MG 646101 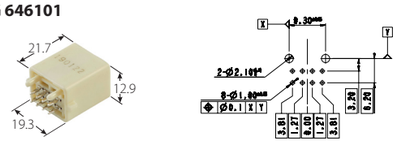 MG 646163(3pin) 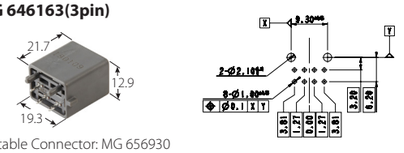 Suitable Connector: MG 656930
18	MG 646164(13Pin) 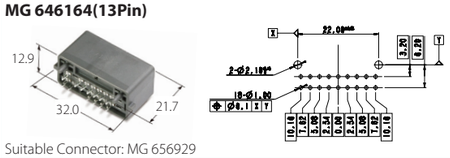 Suitable Connector: MG 656929

060 PRESS FIT HOUSING(VRT)

Poles	PCB Connector
12	MG 646093 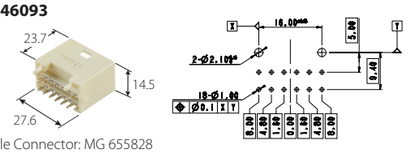 Suitable Connector: MG 655828
18	MG 646094 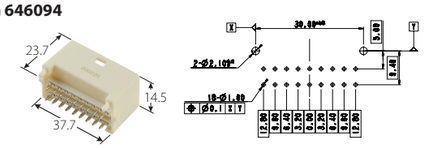 MG 646165(10Pin) 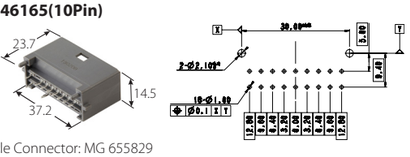 Suitable Connector: MG 655829

PCB CONNECTOR

Ⓐ

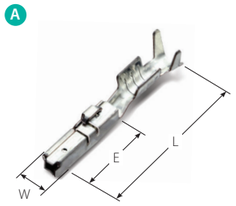

TERMINAL

Part No.	Wire Range(mm²)			Material	Dimension(mm)			Type
	AWG	JASO	ISO	Finish	L	E	W	
ST 731068-3	22-20	AVSS 0.3 - 0.5		Copper-Alloy (Pre-Tin)	14.85	6.85	1.65	Ⓐ

- Sub-compact multi-pole PCB Connector with tab Size 0.64 mm , Pitch 2.54mm (non waterproof)
- Apply the CPA (Connector Position Assurance).
- Double locking system eliminates terminal push-out (Housing lance, TPA)



064 PCB HOUSING(HZT/VRT)

Poles	PCB Connector	Female	TPA
16	MG 645584  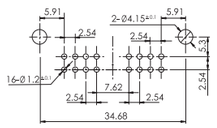 MG 645937  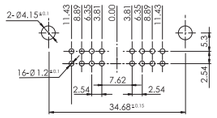	MG 654243(8P, A) 	MG 635585 
	MG 645993  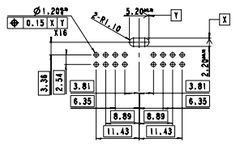 MG 646257  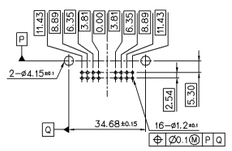	MG 654863(8P, B) 	
18	MG 646042  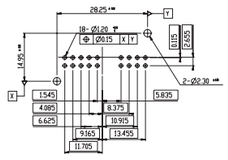	MG 654863(8P, B) 	
	MG 646051  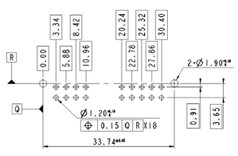	MG 655723(10P, A) MG 656968(10P, B)  	MG 635648 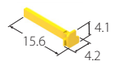

PCB CONNECTOR

KOREA ELECTRIC TERMINAL CO., LTD

064025250 PCB HOUSING(VRT)

Poles	PCB Connector	Female	TPA
28	MG 646338  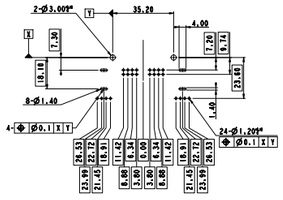 (064 16P+025 8P+250 4P)	MG 657120(6P, A) MG 657122(6P, B) 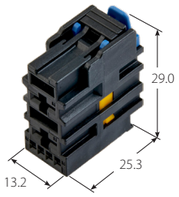  (025 4P+250 2P) MG 654243(8P, A) MG 654863(8P, B)   (064 8P)	MG 635585 

030 PCB HOUSING(HZT/VRT)

Poles	PCB Connector
2	**MG 643748**  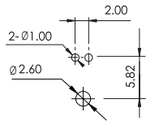 Suitable Connector: MG 652630 **MG 644008** 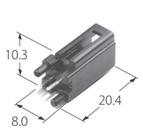 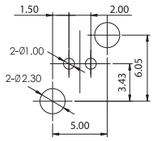
6	**MG 643757** 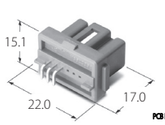 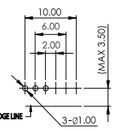 **MG 643783**  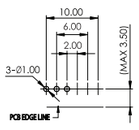 **MG 643358** 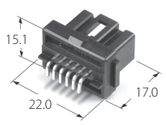 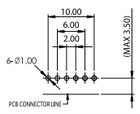 **MG 643648**  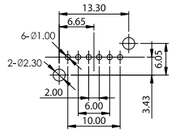 Suitable Connector: MG 651439 **MG 643942**  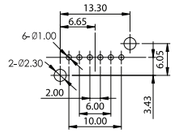
8	**MG 643758** 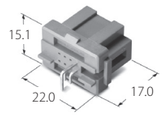 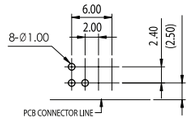 **MG 643608**  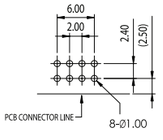 **MG 642852** 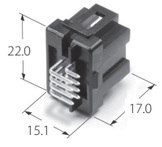 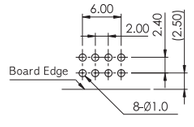 Suitable Connector: MG 652633 **MG 643996** 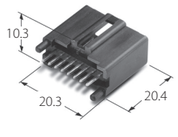 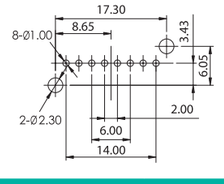 Suitable Connector: MG 652633

Female

MG 651434



Male

MG 644157



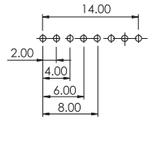

Suitable Connector: MG 652633

MG 644682



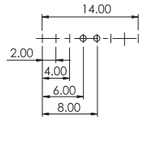

CHARACTERISTICS

- Small Size Multi-Pole Connectors designed for electronic equipment mounted on automobiles.
- These connectors are suitable for Modulator, Electronic Time & Alarm Control System and Electronic Control System.
- High density, multi-pole type with 2.54mm pitch.
- Two piece type with a spring part inside female terminal. It provides more mechanical and electrical reliability as well as durability and contact system reinforcement.
- Double Lock type with Rear Holder Designed to prevent backing-out and incomplete terminals insertion after inserting terminal into housing.



Ⓐ



TERMINAL

Part No.	Wire Range(mm²)			Material	Dimension(mm)			Type
	AWG	JASO	ISO	Finish	L	E	W	
ST 730517-3	22-20	AVSS 0.3 - 0.5		Copper-Alloy (Pre-Tin)	14.8	5.8	1.85	Ⓐ

040(SP) PCB HOUSING (HZT)

Poles	PCB Connector	Female / Rear Holder
2		**MG 613140** 
4	**MG 640368(HZT)** 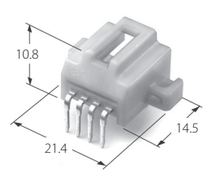 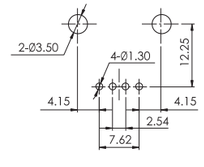	**MG 610366**  **MG 630369** 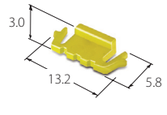
10	**MG 640374(HZT-8P)** 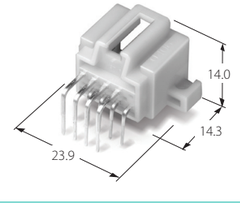 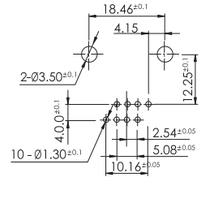	**MG 610372** 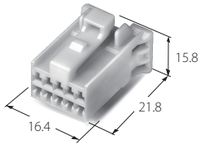 **MG 630375** 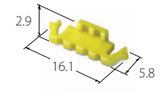

PCB CONNECTOR

040(SP) PCB HOUSING(VRT/HZT)

Poles	PCB Connector	Female / Rear Holder
12	**MG 640388(12P)** 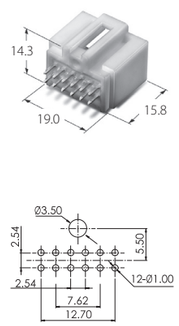 **MG 643295(4P)** 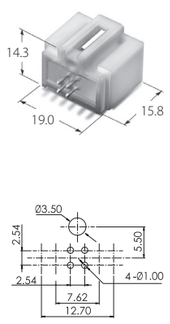 **MG 645906(12P)** 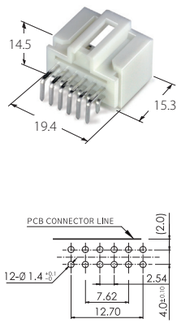	**MG 630377** 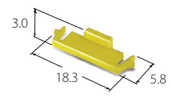
	MG 642870(8P) 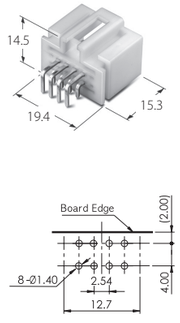 **MG 643684(12P)** 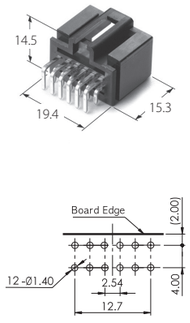 **MG 643587(10P)** 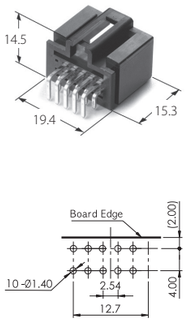	**MG 610376** 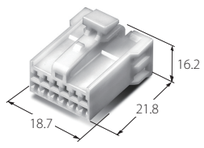

PCB CONNECTOR

KOREA ELECTRIC TERMINAL CO., LTD

040(SP) PCB HOUSING(VRT/HZT)

Poles	PCB Connector	Female / Rear Holder
16	**MG 640391** 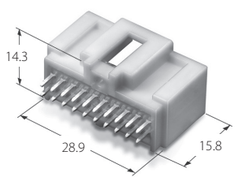 **MG 640380**  **MG 645051** 	**MG 630365** 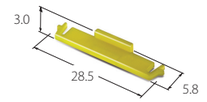 **MG 610363** 
36	**MG 640384** 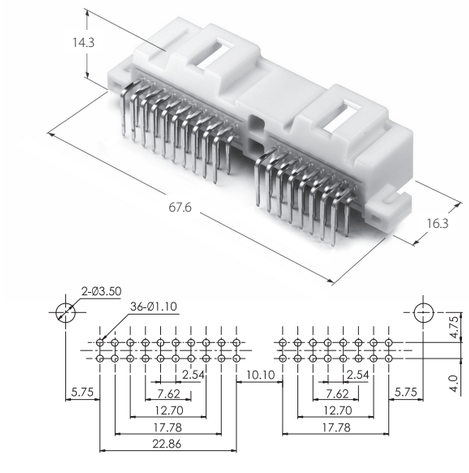	**MG 630362** 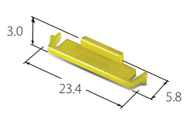 **MG 610360(16P)** 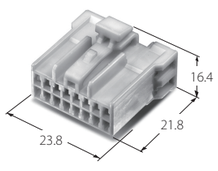 **MG 630365** 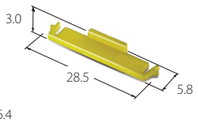 **MG 610363(20P)** 

PCB CONNECTOR

040III PCB HOUSING(HZT/VRT)

4 Poles

MG 643142(PRE-TIN)
MG 643403(TIN-PLATE)

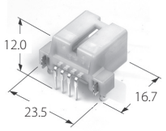

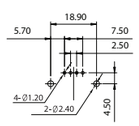

MG 643161

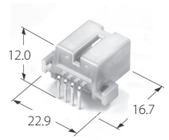

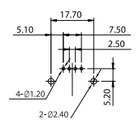

Suitable Connector: MG 652999

6 Poles

MG 643324

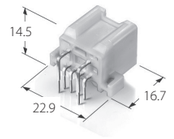

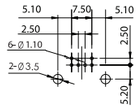

MG 645896



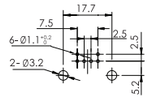

Suitable Connector: MG 653005

8 Poles

MG 643326



Suitable Connector: MG 653257

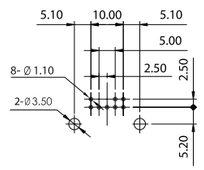

10 Poles

MG 643328



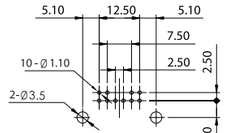

MG 645995



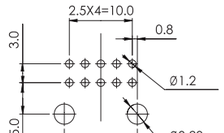

Suitable Connector: MG 653329

12 Poles

MG 643163



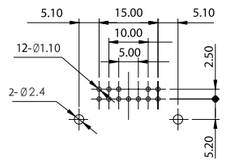

MG 643458



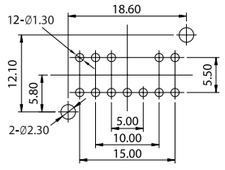

Suitable Connector: MG 653012

16 Poles

MG 643037

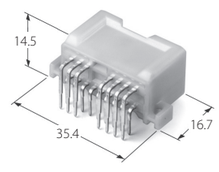

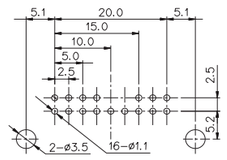

MG 644937



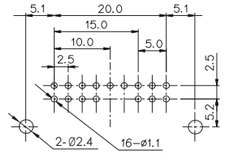

MG 643460



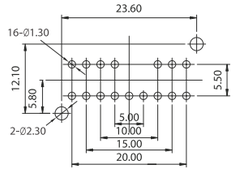

MG 643643



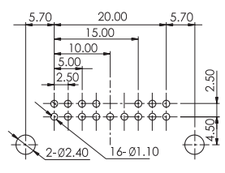

Suitable Connector: MG 653019

PCB CONNECTOR
KOREA ELECTRIC TERMINAL CO., LTD
040III PCB HOUSING(HZT/VRT)

16 Poles

MG 645897



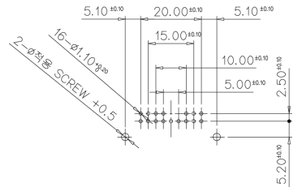

Suitable Connector: MG 653019

20 Poles

MG 643722



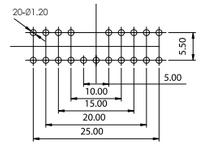

MG 643985



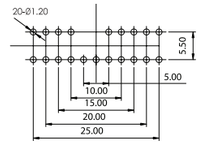

MG 643039



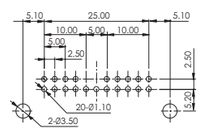

Suitable Connector: MG 653026

24 Poles

MG 643057



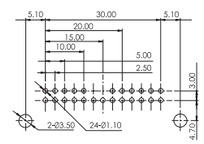

Suitable Connector: MG 653033

MG 643535



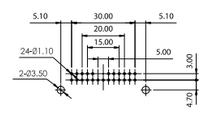

Suitable Connector: MG 653537

MG 644839



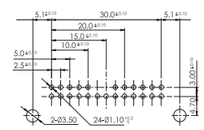

Suitable Connector: MG 653033

36 Poles

MG 643645

MG 643322

MG 646099

Suitable Connector: : MG 653019, MG 653026

040III PCB HOUSING(HZT)

Poles	PCB Connector
44	**MG 643354** 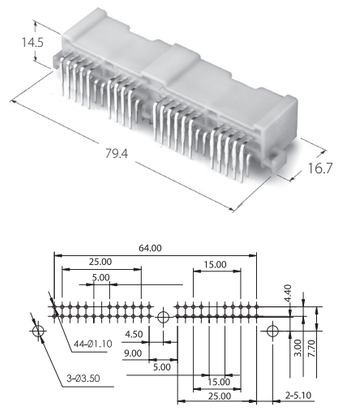 Suitable Connector: MG 653033(24P), MG 653026(20P)
62	**MG 643906** 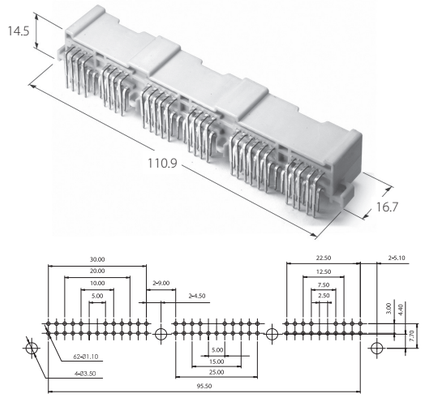 Suitable Connector: MG 653033(24P), MG 653026(20P), MG 652945(18P)

040III PCB HOUSING (VRT/HZT)

Poles	PCB Connector	Female
16	**MG 644125** **MG 645763** 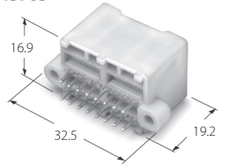 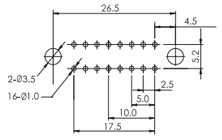 	**MG 614127**  Suitable Terminal: ST 731078-3
36	**MG 644112**  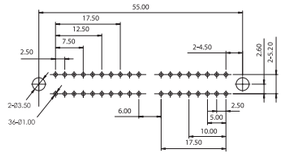 	**MG 614119(20P)** 
	MG 644459  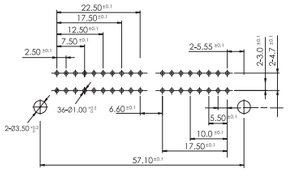 	**MG 614120(16P)**  Suitable Terminal: ST 731078-3

0407 PCB HOUSING (VRT/HZT)

Poles	PCB Connector	Female / Rear Holder
26	**MG 641791(PCB LOCK)**  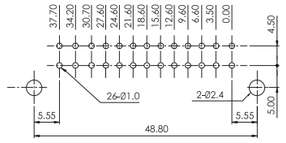 **MG 642505(PCB LOCK)**  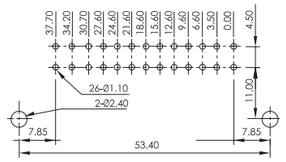 **MG 642924**  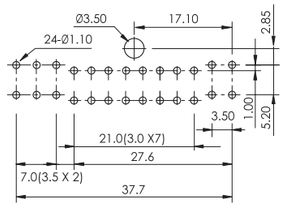 **MG 643336(PCB LOCK)**  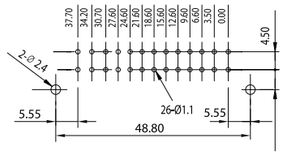 **MG 644585(GOLD)**  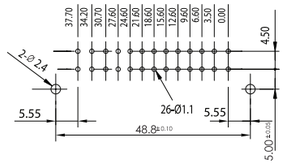 (040 16P+070 10P)	**MG 611336** 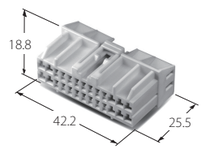 **MG 631337** 

PCB CONNECTOR

0407 PCB HOUSING (VRT/HZT)

Poles	PCB Connector
42	**MG 643859** 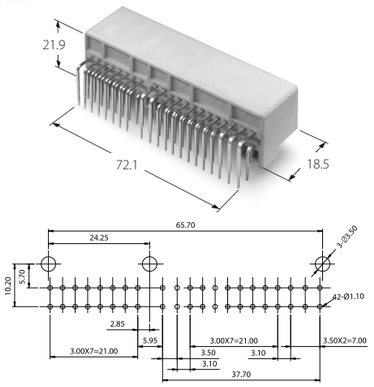 (040II 32P+070 10P) Suitable Connector: MG 611332(040 16P), MG 611336(040 16P+070 10P) **MG 643911** 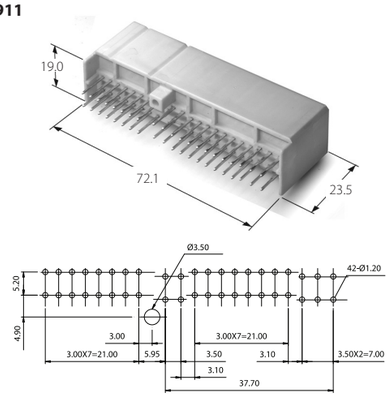
48	**MG 643432** 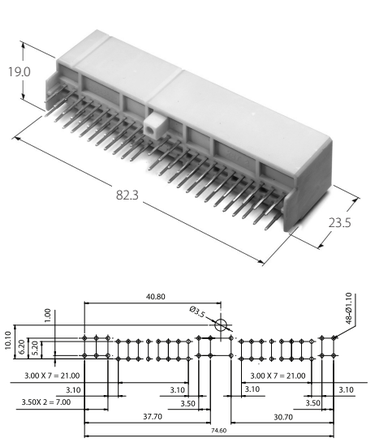 **MG 643434**  **MG 645134(GOLD)**  (040II 32P+070 16P) Suitable Connector: MG 611336(26P), MG 611334(22P)

0407 PCB HOUSING (HZT)

Poles	PCB Connector
64	**MG 643909** 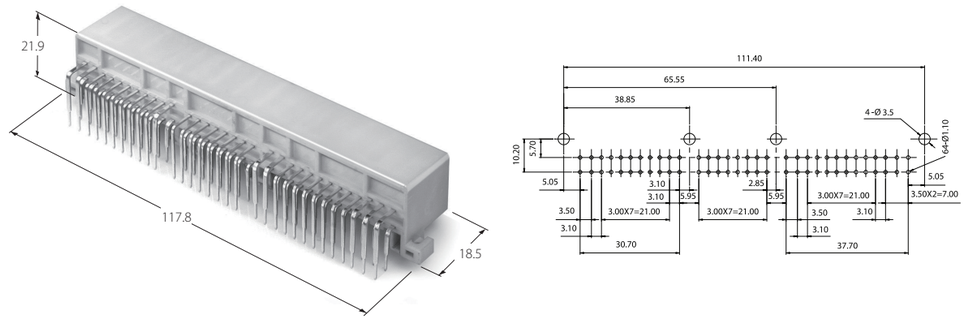 (040II 48P+070 16P) Suitable Connector: MG 611336(26P), MG 611334(22P), MG 611332(16P)

0409 PCB HOUSING(HZT)

Poles	PCB Connector	Female
24	**MG 642910(A)** **MG 642974(B)** 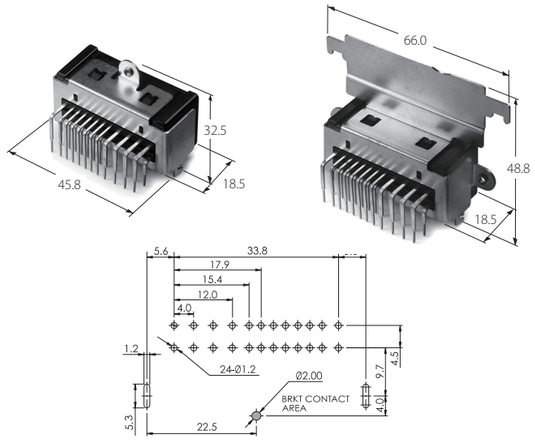 **MG 643678(NON BRACKET TYPE)** 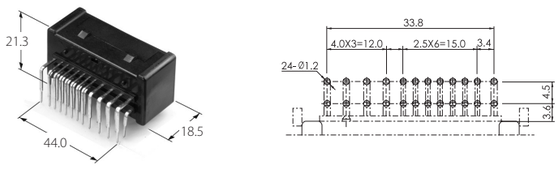	**MG 652911** 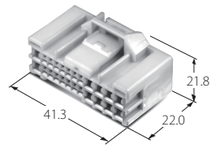

PCB CONNECTOR

KOREA ELECTRIC TERMINAL CO., LTD

050 PCB HOUSING(HZT/VRT)

Poles	PCB Connector	Female
5	**MG 644352** 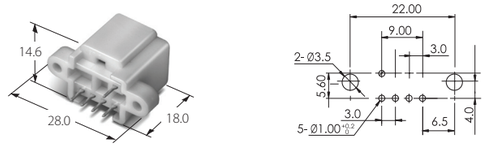 **MG 644381** 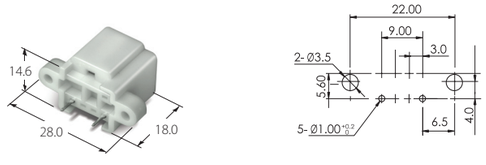	**MG 614354** 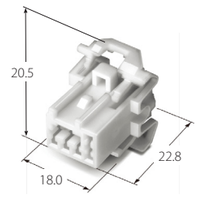
10	**MG 641732** 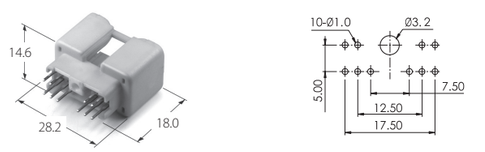	**MG 651580** 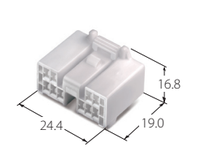
23	**MG 642179** 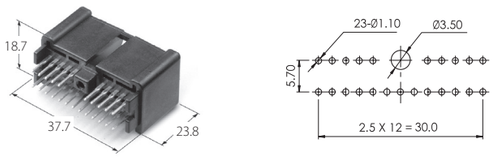 **MG 641875** 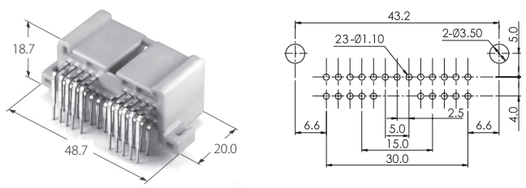 **MG 645050** 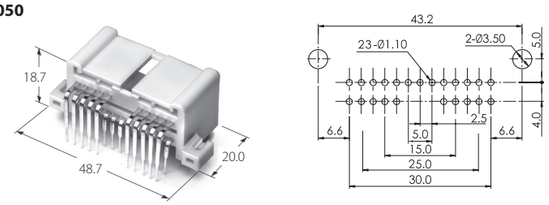	**MG 651563** 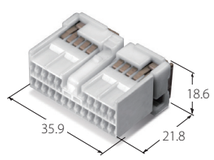

PCB CONNECTOR

KOREA ELECTRIC TERMINAL CO., LTD

050 PCB HOUSING(HZT)

Poles	PCB Connector	Female
38	**MG 641872** 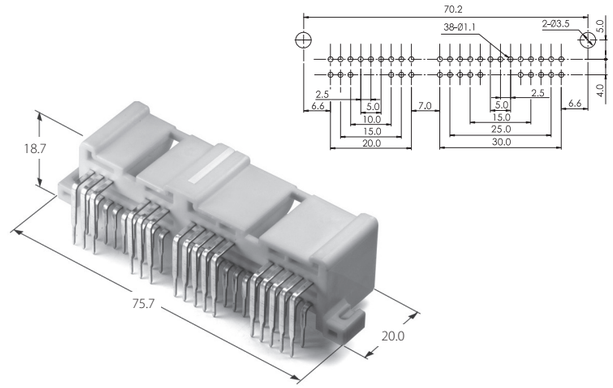	**MG 651598(15P)**  **MG 651563(23P)** 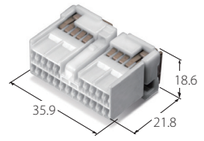

PCB CONNECTOR

N060 PCB HOUSING (VRT/HZT)

Poles	PCB Connector			Female
8	MG 645699	MG 645702	MG 645821	MG 655603
	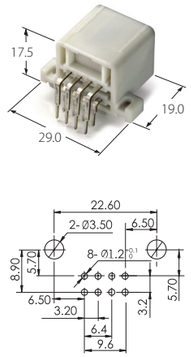	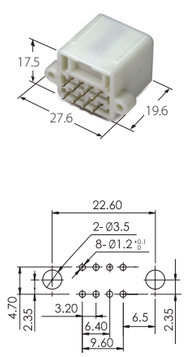	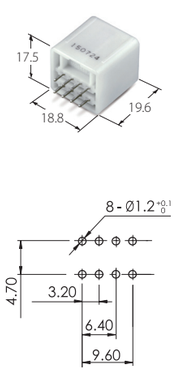	
12	MG 645700, MG 646505	MG 645703	MG 645822	MG 655613
	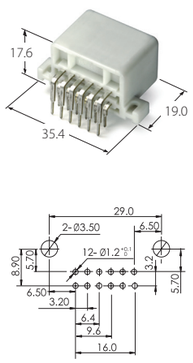	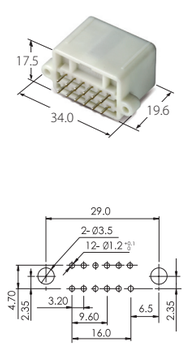	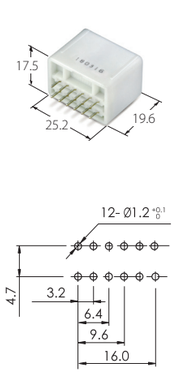	
18	MG 645701	MG 645704	MG 645823	MG 655628
		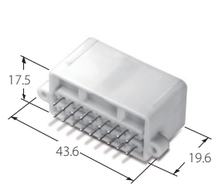		

PCB CONNECTOR

KOREA ELECTRIC TERMINAL CO., LTD

060II PCB HOUSING(HZT)

Poles	PCB Connector			Female
10	MG 645488	MG 645395	MG 645769	MG 655347
	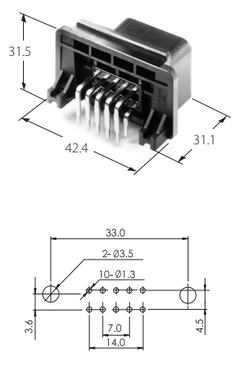	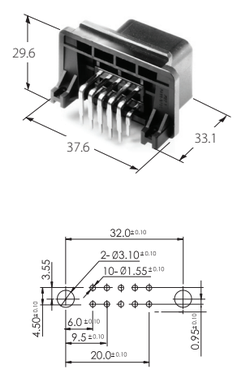	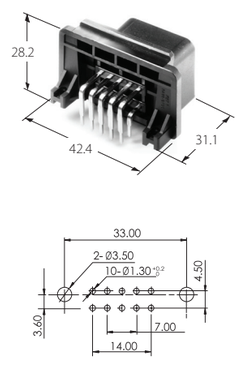	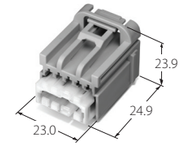

070 PCB HOUSING(HZT)

Poles	PCB Connector		Female
10	MG 644473		MG 614475
		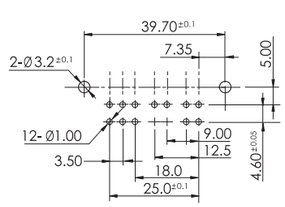	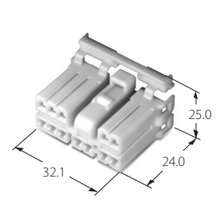

PCB CONNECTOR

KOREA ELECTRIC TERMINAL CO., LTD

SDLII PCB HOUSING(VRT/HZT)

Poles	PCB Connector	Female / Rear Holder
7	**MG 642835** 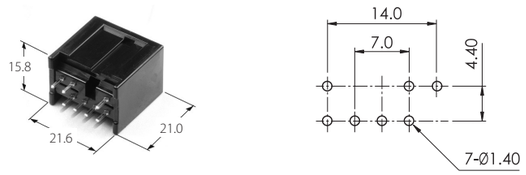 Suitable Connector: MG 610402	
8	**MG 643687** 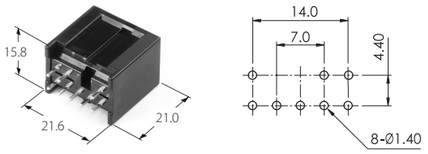 Suitable Connector: MG 610402 **MG 645052** 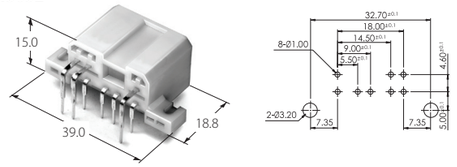 Suitable Connector: MG 610789	
8	**MG 640861**  **MG 641009** 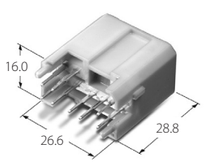 **MG 610896**  **MG 630897**  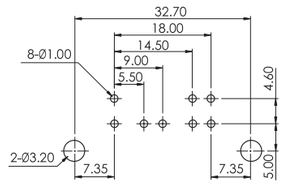 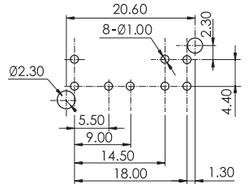 	
10	**MG 641481** 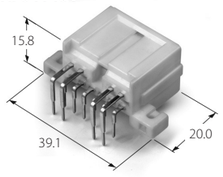 Suitable Connector: MG 610404 **MG 641921** 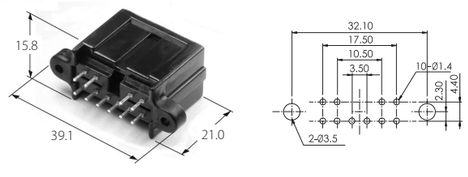 	
14	**MG 641483** 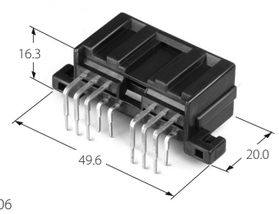 Suitable Connector: MG 610406	

PCB CONNECTOR

KOREA ELECTRIC TERMINAL CO., LTD

090II PCB HOUSING(HZT/VRT)

Poles	PCB Connector
5	**MG 640665**  Suitable Connector: MG 651044
6	**MG 643054**  **MG 640743** 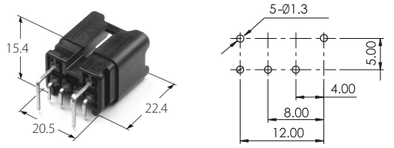 Suitable Connector: MG 651044
8	**MG 640892** 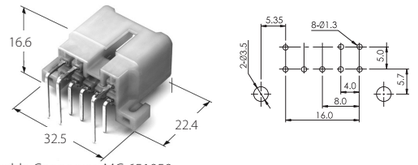 **MG 641485** 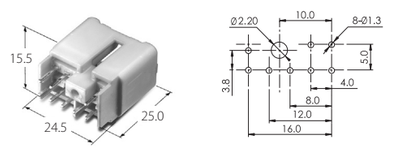 Suitable Connector: MG 651050
10	**MG 641854, MG 643708(Copper Sn)** 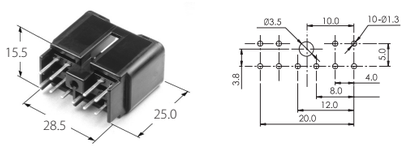 Suitable Connector: MG 651056 **MG 642108(A), MG 645733(B), MG 645736(C)** 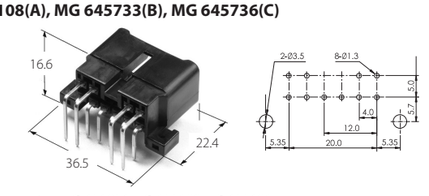 Suitable Connector: MG 651056,MG 655680,MG 655681 **MG 644835** 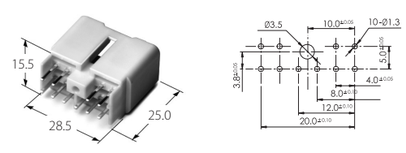 Suitable Connector: MG 651056 **MG 645905** 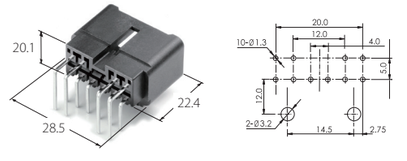 Suitable Connector: MG 655680
11	**MG 642016** 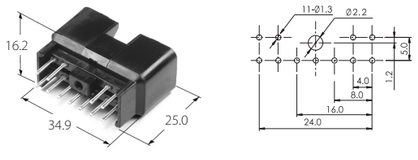 Suitable Connector: MG 651350
12	**MG 645021** 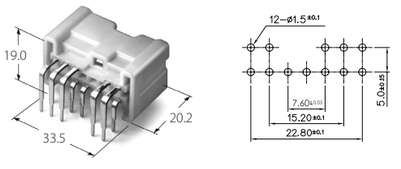 Suitable Connector: MG 651350

PCB CONNECTOR

090II PCB HOUSING(HZT/VRT)

Poles	PCB Connector	
12	**MG 642466** 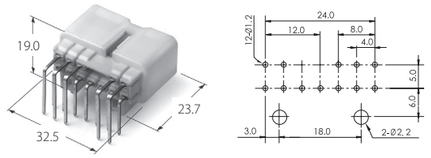 Suitable Connector: MG 651350	**MG 644011**  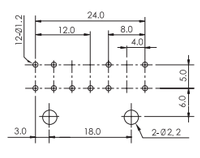
14	**MG 641487** 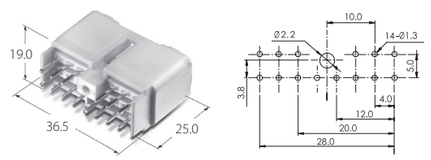 **MG 642868** 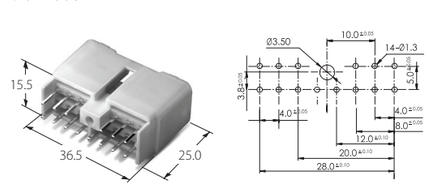 Suitable Connector: MG 651110	**MG 642666**  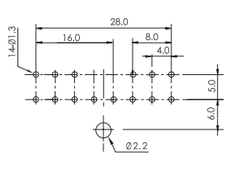 **MG 644837**  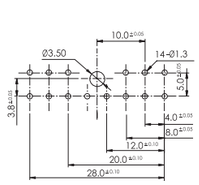

ASC PCB HOUSING(VRT/HZT)

Poles	PCB Connector	Female
16	**MG 643200** 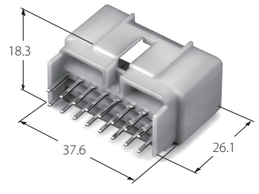 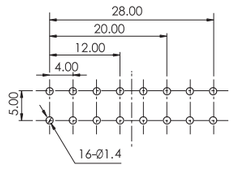 **MG 643715** 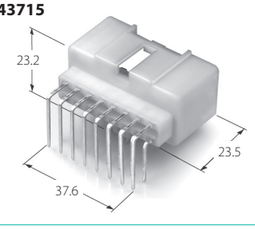 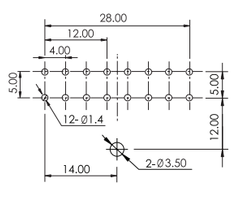	**MG 653198** 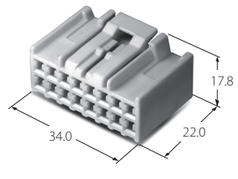

PCB CONNECTOR

KOREA ELECTRIC TERMINAL CO., LTD

110 PCB HOUSING(HZT)

Poles	PCB Connector	Female
4	**MG 646136**  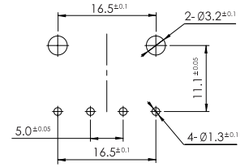	**MG 655778** 

110 PCB HOUSING(VRT)

Poles	PCB Connector
8	**MG 644496**  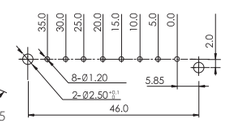

118 PCB HOUSING(HZT)

Poles	PCB Connector
10	**MG 645637** 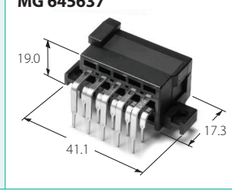 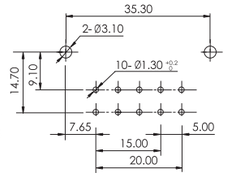

187II PCB HOUSING(HZT)

Poles	PCB Connector	Female
8	**MG 643430**  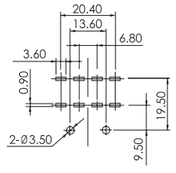 (187 8P)	**MG 652220** 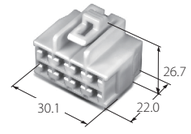

1809 PCB HOUSING(HZT/VRT)

Poles	PCB Connector	Female
7	**MG 644422**  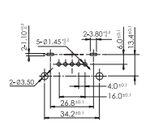 **MG 645984**  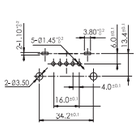 (187II 2P+090II 5P)	**MG 651525** 
11	**MG 643314**  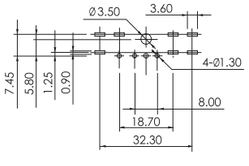 (090II 4P+187II 7P)	**MG 651917** 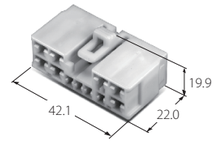

PCB CONNECTOR

1809 PCB HOUSING(VRT)

Poles	PCB Connector	Female
11	**MG 643335** (187 4P+090 7P)	**MG 651525**
19	**MG 643312** (187 3P+090 16P)	**MG 612102**

250 PCB HOUSING(HZT)

Poles	PCB Connector	Female
3	**MG 641659**	**MG 611657** Suitable Terminal:ST 730467, ST 730468, ST 730469
5	**MG 644881** **MG 644462**	**MG 614463**

3109 PCB HOUSING(VRT)

Poles	PCB Connector	Female
6	**MG 645221 (VRT)** (312II 2P+090 2P)	**MG 652037**

PCB CONNECTOR

KOREA ELECTRIC TERMINAL CO., LTD

375 PCB HOUSING(HZT)

Poles	PCB Connector	Female	Rear Holder
2	**MG 644710**	**MG 610557**	**MG 630656**
4	**MG 643681** **MG 646137**	**MG 610557(2P)** **MG 613692(2P, B)**	

375 PCB HOUSING(HZT)

Poles	PCB Connector	Female	Rear Holder
2	**MG 645697** 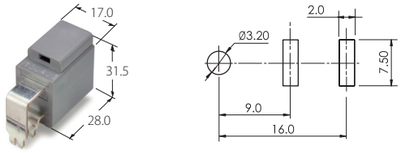 **MG 645829, MG 646254** 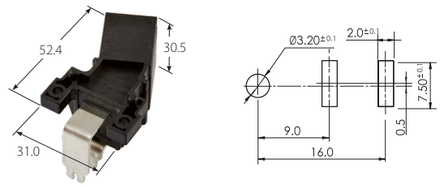 **MG 646050** 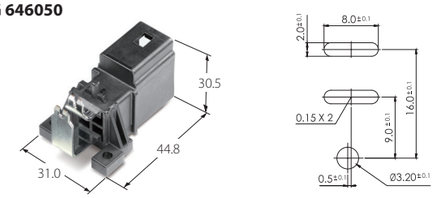	**MG 655655(C)** 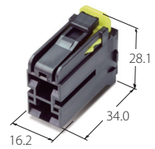	**MG 630656** 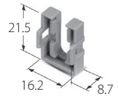
3	**MG 645698** 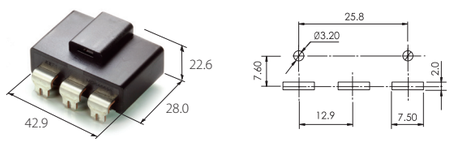	**MG 655656** 	**MG 635606** 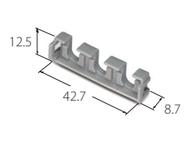
4	**MG 645726**  **MG 645938** 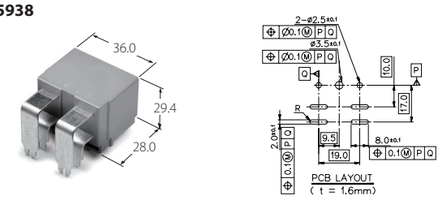	**MG 655674(2P, A)** 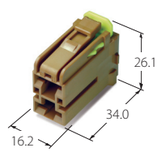 **MG 655675(2P, B)** 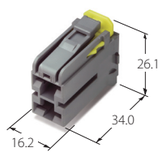	**MG 630656** 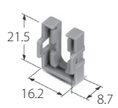

CHARACTERISTICS

- PCB Connector is well suited for high circuit density boards with high reliability.
- A rear holder prevents incomplete terminal locking into housing.
- EMC Shield is include



MDPS 375 PCB HOUSING(HZT)

Poles	PCB Connector	Female	Rear Holder
2	**MG 646025**  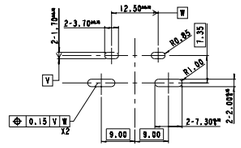 **MG 646054**  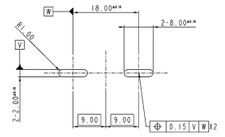		
3	**MG 645737**  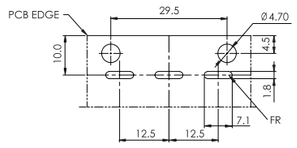	**MG 655682**  Suitable Terminal: ST 730722-3 **SPECIFICATION** Current Rating: 60A Voltage Rating: DC 12V Waterproof: Non-waterproof Temperature Range: -40°C ~ 80°C Applicable Terminal: KET 375 Terminal Wire Range: 8 SQ Shield Wire	**MG 635641** 
	MG 645766  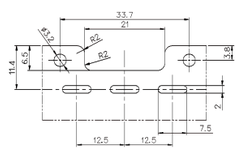	**MG 655682**  Suitable Terminal: ST 730722-3 **SPECIFICATION** Current Rating: 60A Voltage Rating: DC 12V Waterproof: Non-waterproof Temperature Range: -40°C ~ 80°C Applicable Terminal: KET 375 Terminal Wire Range: 5 SQ Shield Wire	**MG 635646** 

KET KOREA ELECTRIC TERMINAL CO., LTD
www.ket.com

MDPS 375 PCB HOUSING(HZT)

Poles	PCB Connector	Female	Rear Holder
3	**MG 646010** 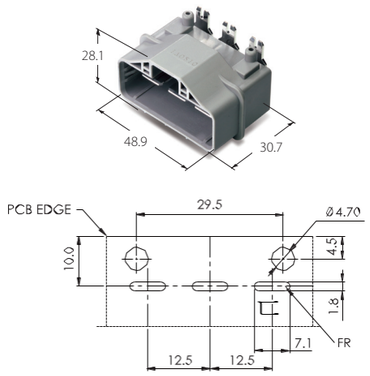	**MG 656860**  Suitable Terminal: ST 730722-3	**MG 635778** 
	MG 645827 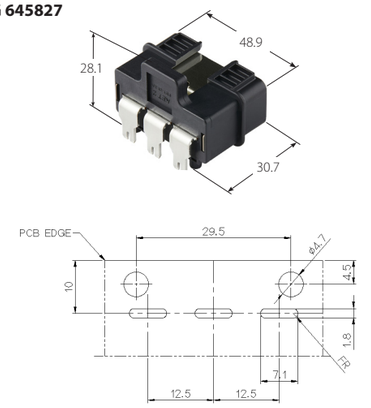	**MG 655782**  Suitable Terminal: ST 730722-3	**MG 635694** 

SPECIFICATION		
	Current Rating	60A
	Voltage Rating	DC 12V
	Waterproof	Non-waterproof
	Temperature Range	-40℃ ~ 80℃
	Applicable Terminal	KET 375 Terminal
	Wire Range	8 SQ Shield Wire

SPECIFICATION		
	Current Rating	60A
	Voltage Rating	DC 12V
	Waterproof	Non-waterproof
	Temperature Range	-40℃ ~ 80℃
	Applicable Terminal	KET 375 Terminal
	Wire Range	8SQ Shield Wire

CRIMP RING

A



Part No.	Material		Dimension(mm)			Type
	Thick.	Finish	L	E	W	
MG 685414	0.5	Copper Alloy (Tin Plate)	5.0	-	10.4	A
MG 685420						

SUPPORT RING

B



Part No.	Material		Dimension(mm)			Type
	Thick.	Finish	L	E	W	
MG 685415	0.5	Copper Alloy (Tin Plate)	8.5	-	10.8	B
MG 685418						

A



B

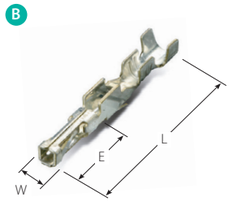

2.2MM TERMINAL(MCCP)

Part No.	Wire Range(mm²)			Material	Dimension(mm)			Type
	AWG	JASO	ISO	Finish	L	E	W	
ST 730409-3	22-18	AVSS 0.3-0.85		Phos Bronze (Pre-Tin)	17.8	7.6	3.0	A
ST 730410-3	18-16	AVSS 0.85-1.25						

- These connectors provide capacity with numerous leads.
- They are well suited for high circuit density boards and provide connectors with high reliability.

0.64MM PCB PIN RECEPTACLE

Part No.	Wire Range(mm²)			Material	Dimension(mm)			Type
	AWG	JASO	ISO	Finish	L	E	W	
ST 730424-3	22-20	AVSS 0.3-0.5		Brass (Pre-Tin)	19.0	6.5	2.0	B

2.2MM PCB HOUSING(MCCP, HZT)

Poles	PCB Connector	Female
20	**MG 640242** 	**MG 610240** 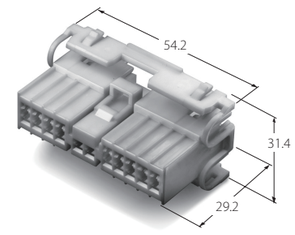

3MM PCB HOUSING(VRT)

Poles	PCB Connector	Female
13	**MG 642517** 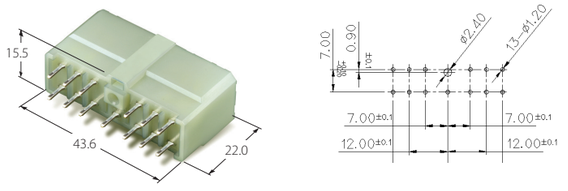	**MG 610216**  Suitable Terminal : ST 730383, ST 730186, ST 730192

PCB(WP) CONNECTOR

KOREA ELECTRIC TERMINAL CO., LTD

025250 WP PCB HOUSING(HZT)

Poles	PCB Connector	Female
10	**MG 646284** 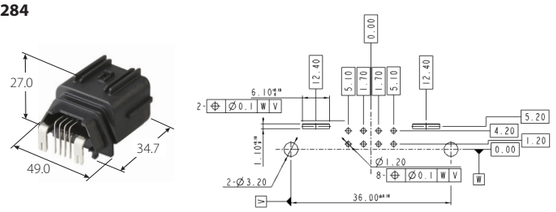 025 8P+250 2P	**MG 657064** 
18	**MG 646177**  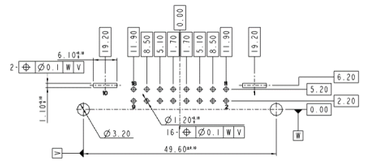 **MG 646530**  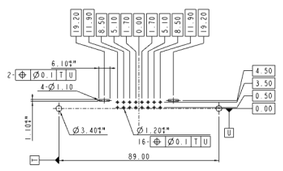 025 16P+250 2P	**MG 656998** 

IMEB 375 WP PCB HOUSING(VRT)

Poles	PCB Connector	Female
2	**MG 646026** 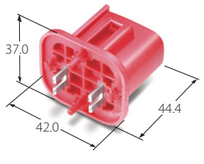 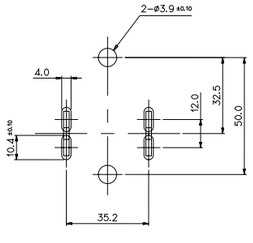 	**MG 645784** 

Suitable Terminal : 7116-5625-06(YAZAKI)
Suitable Wire Seal : 7158-3672-50(YAZAKI)-15 SQ, 7158-3713-70(YAZAKI)-10 SQ

PCB(ECU) CONNECTOR

KOREA ELECTRIC TERMINAL CO., LTD

ECU 196M PCB CONNECTOR(HZT)

MG 644148





- Suitable for the system that transmits the signals sent by the sensor in a micro-computer equipped in an engine controlling unit.
- Strong durability against vibration and excellent connection.
- Multi pole and water proof connector

105 PIN	91 PIN
1.2 mm TAB 105EA	1.2 mm TAB 85EA
	2.8 mm TAB 6EA

- Double locking system with inner body.
- They are high-quality, high-performance connectors

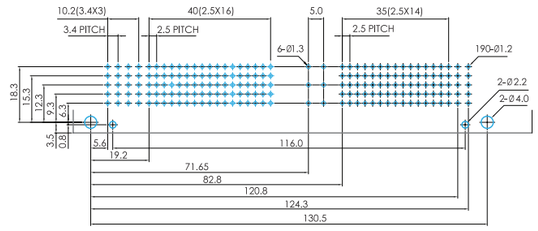

ECU 196M PCB CONNECTOR(HZT)

MG 645035





- Suitable for the system that transmits the signals sent by the sensor in a micro-computer equipped in an engine controlling unit.
- Strong durability against vibration and excellent connection.
- Multi pole and water proof connector

105 PIN	91 PIN
1.2 mm TAB 105EA	1.2 mm TAB 85EA
	2.8 mm TAB 6EA

- Double locking system with inner body.
- They are high-quality, high-performance connectors

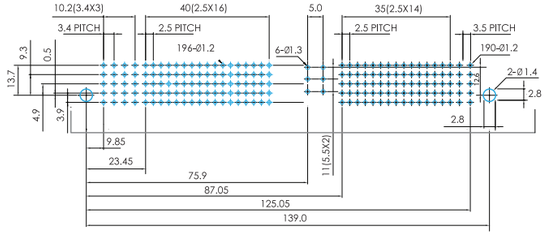

PCB(ECU) CONNECTOR

ECU 91P CONNECTOR



ECU 105P CONNECTOR



PCB(ECU) CONNECTOR

KOREA ELECTRIC TERMINAL CO., LTD

LEVER TYPE



COVER ASSY (A)
MG 664656 MG 665874



COVER ASSY (B) MG 665293



COVER ASSY (C) MG 665282



COVER ASSY (D) MG 665283



COVER ASSY (E)
MG 665625 MG 665875



COVER ASSY (F) MG 665787



COVER ASSY (G) MG 665788



COVER ASSY (H) MG 665824



COVER ASSY (I) MG 665825



COVER ASSY (J) MG 665880

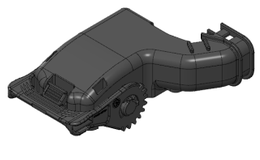

COVER ASSY (K) MG 665881



COVER ASSY (L) MG 665898



COVER ASSY (M)
MG 665936

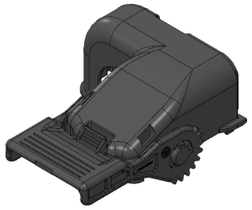

COVER ASSY (N)
MG 666017

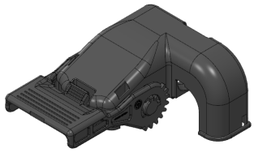

COVER ASSY (O)
MG 666018



CAVITY PLUG
MG 634655



CAVITY PLUG (B)
MG 635299

PCB(ECU) CONNECTOR

ECU CONNECTOR

Part Name	Part No.	Lever Type	Cover Assy	Cover	Finish
ECU 196P COVER ASSY(A)	**MG 664656**	Long	A	Black	
ECU 196P COVER ASSY(A)	**MG 665874**	Long	A	Black	Cover Surface Grain Style : HT 86
ECU 196P COVER ASSY(B)	**MG 665293**	Long	B	Black	
ECU 196P COVER ASSY(C)	**MG 665282**	Long	C	Black	
ECU 196P COVER ASSY(D)	**MG 665283**	Long	D	Black	
ECU 196P COVER ASSY(E)	**MG 665625**	Long	E	Black	
ECU 196P COVER ASSY(E)	**MG 665875**	Long	E	Black	Cover Surface Grain Style : HT 86
ECU 196P COVER ASSY(F)	**MG 665787**	Short	F	Black	
ECU 196P COVER ASSY(G)	**MG 665788**	Short	G	Black	
ECU 196P COVER ASSY(H)	**MG 665824**	Short	H	Black	
ECU 196P COVER ASSY(I)	**MG 665825**	Short	I	Black	
ECU 196P COVER ASSY(J)	**MG 665880**	Short	J	Black	
ECU 196P COVER ASSY(K)	**MG 665881**	Short	K	Black	
ECU 196P COVER ASSY(L)	**MG 665898**	Long	L	Black	
ECU 196F COVER ASSY(M)	**MG 665936**	Long	M	Black	
ECU 91F&105F COVER ASSY(N)	**MG 666017**	Long	N	Black	
ECU 91F&105F COVER ASSY(O)	**MG 666018**	Long	O	Black	

PCB(ECU) CONNECTOR

KOREA ELECTRIC TERMINAL CO., LTD

A

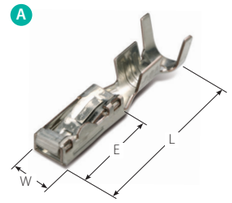

B



TERMINAL

Part No.	Wire Range(mm²)			Material	Dimension(mm)			Type
	AWG	JASO	ISO	Finish	L	E	W	
ST 731153-3	20-17	AVSSXF 0.5-1.0 AESSXF 0.5-0.75 AEXF 0.5-0.85 CIVUS 0.5-1.0	FLR2X-B 0.5-1.0	Copper Alloy (Pre-Tin)	19.3	9.5	4.0	A
ST 731152-3	16-13	AVSSXF 1.25-2.5 AESSXF 1.25-2.0 AEXF 1.25-2.0	FLR2X-B 1.5					
ST 731282-3	12-11	AEXF 3.0	FLR2X-B 4.0		20			
ST 731523-3								
ST 731314-3	22	AESSXF 0.3	-		16.7	7.5	1.8	B
ST 731163-3	20-18	AESSXF 0.5-0.85	-					
ST 731164-3	16	AESSXF 1.25	-					

WIRE SEAL

Part No.	Wire Insulation Range (Standard)	Material	Color	Dimension(mm)		Type
				L	E	
MG 685247	Ø1.8-Ø2.1	Silicone	Red	8.5	Ø5.7	C
MG 685248	Ø2.6-Ø2.7		Blue			
MG 685259	Ø2.9-Ø3.0		Black			
MG 685520	Dummy Seal (110(280) WP)		Red	9.1	Ø5.9	D

C



D

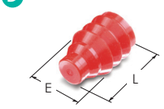

ECU CONNECTOR(196P)

Poles	Female		
91	**MG 654648**  (050 85P+110 6P)	**105**	**MG 654659**  **MG 655735**  (050 105P)

PCB(ECU) CONNECTOR

KOREA ELECTRIC TERMINAL CO., LTD

ECU 158M PCB CONNECTOR(HZT)

MG 646016



- Suitable for the system that transmits the signals sent by the sensor in a micro-computer equipped in an engine controlling unit
- Strong durability against vibration and excellent connection
- Multi pole and water proof connector

84 PIN	74 PIN
0.64mm TAB 68EA	0.64mm TAB 60EA
1.5mm TAB 16EA	1.5mm TAB 8EA
-	2.8mm TAB 6EA

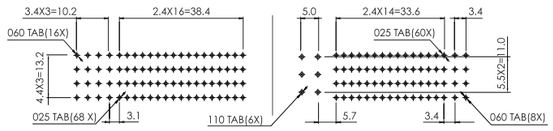

ECU 198M PCB CONNECTOR(HZT)

MG 646015



- Suitable for the system that transmits the signals sent by the sensor in a micro-computer equipped in an engine controlling unit
- Strong durability against vibration and excellent connection
- Multi pole and water proof connector

105 PIN	93 PIN
0.64mm TAB 85EA	0.64mm TAB 75EA
1.5mm TAB 20EA	1.5mm TAB 10EA
-	2.8mm TAB 8EA

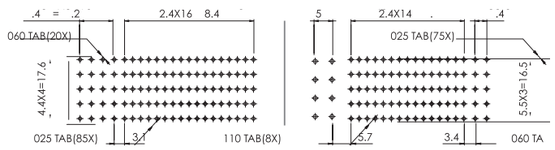

PCB(ECU) CONNECTOR

KOREA ELECTRIC TERMINAL CO., LTD

A

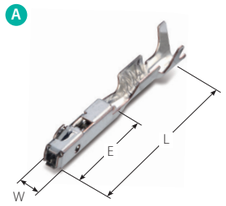

B



C

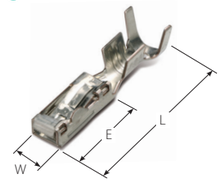

TERMINAL

Part No.	Wire Range(mm²)			Material	Dimension(mm)			Type
	AWG	JASO	ISO	Finish	L	E	W	
ST 731443-3	22-20	AESSXF 0.3-0.5	FLR2X-A 0.35 FLR2X-B 0.5	Copper Alloy (Pre-Tin)	16.2	7.05	1.5	A
ST 731524-3								
ST 731496-3	18	AESSXF 0.75	FLR2X-B 0.75					
ST 731525-3								
ST 731445-3	22-20	AESSXF 0.3-0.5	FLR2X-A 0.35 FLR2X-B 0.5			7.1	2.5	B
ST 731445-G								
ST 731526-3								
ST 731444-3	18-16	AESSXF 0.75-1.25	FLR2X-B 0.75-1.0					
ST 731527-3								
ST 731153-3	20-17	AVSSXF 0.5-1.0 AESSXF 0.5-0.75 AEXF 0.5-0.85 CIVUS 0.5-1.0	FLR2X-B 0.5-1.0		19.3	9.5	4.0	C
ST 731152-3	16-13	AVSSXF 1.25-2.5 AESSXF 1.25-2.0 AEXF 1.25-2.0	FLR2X-B 1.5					
ST 731282-3	12-11	AEXF 3.0	FLR2X-B 4.0		20			
ST 731523-3								

WIRE SEAL

Part No.	Wire Insulation Range (Standard)	Material	Color	Dimension(mm)		Type
				L	E	
MG 685247	Ø1.8-Ø2.1	Silicone	Red	8.5	Ø5.7	D
MG 685248	Ø2.6-Ø2.7		Blue			
MG 685259	Ø2.9-Ø3.0		Black			
MG 685520	110(280) WP Dummy Seal		Red	9.1	Ø5.9	E

D



E



PCB(ECU) CONNECTOR

ECU CONNECTOR(158P)

Poles	Female / Spacer	Cavity Piug	Cover
74	MG 656926  MG 635782  (025 60P+050 8P+110 6P)	MG 635783 	MG 665839 
84	MG 656927 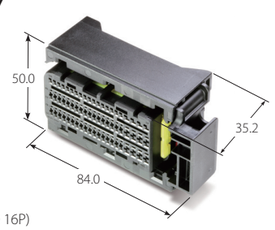 (025 68P+050 16P)	MG 635784 	MG 665837 

ECU CONNECTOR(198P)

Poles	Female / Spacer	Cavity Piug	Cover
93	MG 656864  MG 635782  (025 75P+050 10P+110 8P)	MG 635783 	MG 665839 
105	MG 656865  (025 85P+050 20P)	MG 635784 	MG 665837  MG 666074 

PCB(ECU) CONNECTOR

KOREA ELECTRIC TERMINAL CO., LTD

A 

B 

025 TERMINAL

Part No.	Wire Range(mm²)			Material	Dimension(mm)			Type
	AWG	JASO	ISO	Finish	L	E	W	
ST 731524-3	24-20	AESSXF 0.3-0.5	FLR2X-A 0.35 FLR2X-B 0.5	Copper Alloy (Pre-Tin)	16.2	7.05	1.5	A
ST 731525-3	18	AESSXF 0.75	FLR2X-B 0.75					

060 TERMINAL

Part No.	Wire Range(mm²)			Material	Dimension(mm)			Type
	AWG	JASO	ISO	Finish	L	E	W	
ST 731527-3	18-16	AESSXF 0.75-1.25	FLR2X-B 0.75-1.0	Copper Alloy (Pre-Tin)	16.2	7.1	2.5	B

ECU CONNECTOR(112P)

Poles	Female / Spacer	Cover / Spacer / Cavity Plug
56	MG 657022(A)  MG 657023(B)  (025 48P+060 8P)	MG 635892(A)  MG 635894(B)  MG 635893 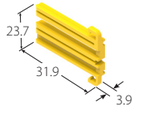 MG 635784  MG 635895 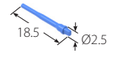

DEVICE CONNECTOR

POWER WINDOW S/W HOUSING

Poles	Female		
2	**MG 610850** 	8	**MG 610663** 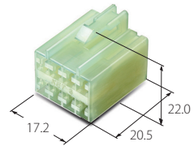 Suitable Terminal: ST 730365, ST 730366
14	**MG 610798** 	10	**Male** **MG 620833** 

MIRROR HOUSING

Poles	Female	Male
6	**MG 651044**  Suitable Terminal: 090II Terminal	**MG 641796** 

ACCEL PEDAL SENSOR HOUSING

Poles	Female / Cover	
6	**MG 665768** 	**MG 635688** 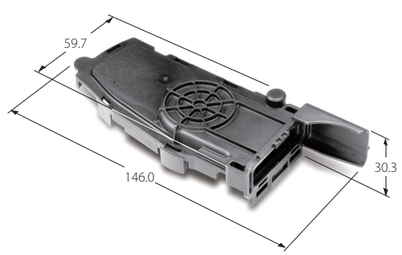

DEVICE CONNECTOR

KOREA ELECTRIC TERMINAL CO., LTD

FUEL PUMP HOUSING

Poles	Female
2	**MG 642856** 
5	**MG 641232**  **MG 642849**  **MG 642972** 
6	**MG 642859**  **MG 642860** 

Suitable Terminal: SWP ST 730495, ST 730496
090 ST 730431, ST 730365, ST 730366

RELAY CONNECTOR

KOREA ELECTRIC TERMINAL CO., LTD

CONNECTOR FOR RELAY

- Hybrid type connector for relay suitable for the features of power & signal circuit
- Various application to mini, micro or etc.
- Terminal mis-insertion protection through double locking structure with rear holder

MG 612017



MG 632018(R/H)

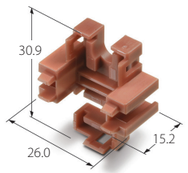



Suitable Terminal: 375 Type : ST 730722, ST 730723
250 D/L Type : ST 730467, ST 730468, ST 730469

MG 612109



MG 632110(R/H)

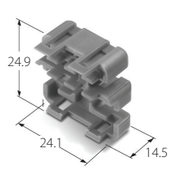



Suitable Terminal: 312 Type : ST 730852
250 D/L Type : ST 730467, ST 730468, ST 730469

MG 612135



MG 632136(R/H)

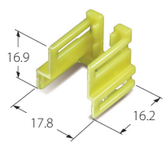



Suitable Terminal: 250 D/L Type : ST 730467, ST 730468, ST 730469
187 D/L Type : ST 730602, ST 730603
Suitable CLIP: 090II Clip

MG 640927



MG 632138(R/H)

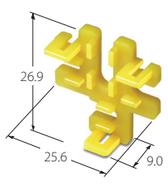

MG 632139(R/H)

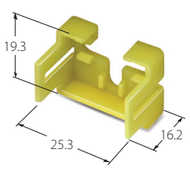



Suitable Terminal: 250 D/L Type : ST 730467, ST 730468, ST 730469

Ⓐ

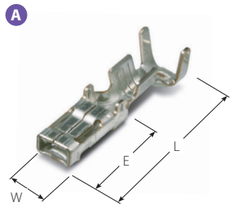

TERMINAL

Part No.	Wire Range(mm²)			Material	Dimension(mm)			Type
	AWG	JASO	ISO	Finish	L	E	W	
ST 730524-3	22-20	AVSS 0.3-0.85	FLR2X-A 0.35 FLR2X-B 0.5	Copper Alloy (Pre-Tin)	19.0	7.0	4.4	Ⓐ
ST 730525-3	18-14	AVSS 0.5-2.0 AVS 1.25-2.0 AVX 1.25-2.0	FLR2X-B 0.75-2.0					
ST 731431-4	15	-	FLR91X 1.5	Copper Alloy (Ag)				

WIRE SEAL

Part No.	Wire Insulation Range (Standard)	Material	Color	Dimension(mm)		Type
				L	E	
MG 685197	Ø1.25-Ø1.5	Silicone	Black	7.4	Ø6.5	Ⓑ
MG 680522	Ø1.6-Ø2.0		Green			
MG 680470	Ø2.1-Ø2.3		Red			
MG 680564	Ø2.5-Ø3.1		Blue			

Ⓑ



HOUSING

Poles	Female
2	**MG 612313(H11)**  **MG 612312(H9)**  Suitable Terminal: ST 730524-3, ST 730525-3

LAMP CONNECTOR

HEAD LAMP

Poles	Female	Rear Holder
2	**MG 652520(881 BULB, H8 BULB)**  **MG 653144(880BULB)**  **MG 653701(881 BULB, H8 BULB)**  **MG 654491** 	**MG 632506 881-MG 632506(Cover Type)** **MG 633603(Non Cover Type)** **880-MG 633676** 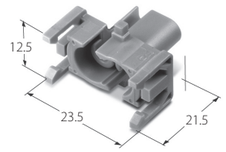
	MG 653426(9006)  **MG 654844(9005)** 	**MG 633542** 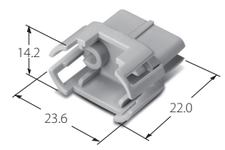
	MG 615605 	**MG 635767** 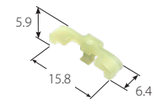
	MG 612578  Suitable Terminal: ST 730052	

LAMP CONNECTOR

KOREA ELECTRIC TERMINAL CO., LTD

Ⓐ

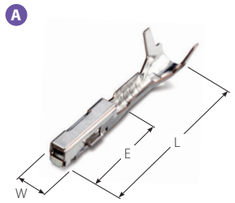

Ⓑ

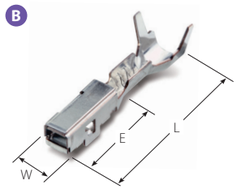

Ⓒ

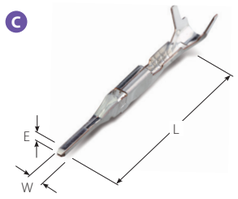

Ⓓ

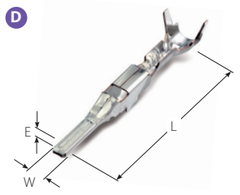

TERMINAL

Part No.	Wire Range(mm²)			Material	Dimension(mm)			Type
	AWG	JASO	ISO	Finish	L	E	W	
ST 731442-3	24	CHFUS 0.22 AESSXF 0.22	FLR2X-A 0.22	Copper Alloy (Pre-Tin)	15.5	6.6	1.45	Ⓐ
ST 731442-G								
ST 731442-7								
ST 731441-3	22-20	AESSXF 0.3-0.5 CIVUS 0.35-0.5	FLR2X-A 0.35 FLR2X-B 0.5					
ST 731441-G								
ST 731441-7								
ST 731440-3	24	AESSXF 0.22	-			6.5	2.3	Ⓑ
ST 731440-7								
ST 731439-3	22-20	AESSXF 0.3-0.5 CIVUS 0.35-0.5	FLR2X-A 0.35 FLR2X-B 0.5					
ST 731439-G								
ST 731439-7								
ST 731438-3	18-16	AESSXF 0.85-1.25 CIVUS 0.75-1.0	FLR2X-B 0.75-1.0					
ST 731438-7								
ST 731531-3	15	-	FLR2X-B 1.5					
ST 731531-7								
ST 741379-3	24	CHFUS 0.22 AESSXF 0.22	FLR2X-A 0.22		22.8		1.45	Ⓒ
ST 741379-G								
ST 741379-7								
ST 741378-3	22-20	AESSXF 0.3-0.5 CIVUS 0.35-0.5	FLR2X-A 0.35 FLR2X-B 0.5					
ST 741378-G								
ST 741378-7								
ST 741377-3	24	AESSXF 0.22	-		23.65	0.64	1.5	Ⓓ
ST 741377-7								
ST 741376-3	22-20	AESSXF 0.3-0.5 CIVUS 0.35-0.5	FLR2X-A 0.35 FLR2X-B 0.5					
ST 741376-G								
ST 741376-7								
ST 741375-3	18-15	AESSXF 0.85-1.25 CIVUS 0.75-1.0	FLR2X-B 0.75-1.0					
ST 741375-7								
ST 741439-3		-	FLR2X-B 1.5					
ST 741439-7								

WIRE SEAL

Part No.	Wire Insulation Range (Standard)	Material	Color	Dimension(mm)		Type
				L	E	
MG 685534	Ø1.1-Ø1.2	Silicone	Yellow	5.4	Ø3.4	Ⓔ
MG 685516	Ø1.4		Green			
MG 685517	Ø1.6		Red			
MG 685570	Ø1.0-1.2		Yellow	6.65	Ø4.4	Ⓕ
MG 685513	Ø1.4-Ø1.6		Green			
MG 685514	Ø1.8-Ø2.3		Red			
MG 685518	C025 WP DUMMY SEAL		Orange	7.2	Ø3.4	Ⓖ
MG 685519	C060 WP DUMMY SEAL		Orange		Ø4.5	Ⓗ

Ⓔ Ⓕ Ⓖ Ⓗ



LAMP CONNECTOR

KOREA ELECTRIC TERMINAL CO., LTD

HOUSING(C025060 WP)

Poles	Female	Holder	Male
14	**MG 656862**  (C025 6P+060 8P)	**MG 635779** 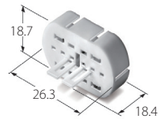	**MG 646012** 
20	**MG 657201**  (C025 10P+060 8P)	**MG 636052** 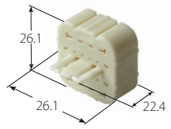	**MG 646445** 

HOUSING(C060 WP)

Poles	Female	Holder	Male
10	**MG 657150** 	**MG 636013** 	**MG 646390** 

LAMP CONNECTOR

KOREA ELECTRIC TERMINAL CO., LTD

TERMINAL

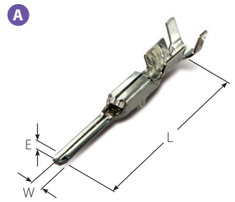

Part No.	Wire Range(mm²)			Material	Dimension(mm)			Type
	AWG	JASO	ISO	Finish	L	E	W	
ST 741270-3	24	CHFUS 0.22 AVSS 0.22	-	Copper-Alloy (Pre-Tin)	25.3	0.8	1.5	A
ST 741271-3	22-20	AVSS 0.3-0.5	-					
ST 741272-3	18-16	AVSS 0.85-1.25 AVSSXF 1.0	-					

HOUSING

Poles	Male
12	**MG 655235**  Suitable Connector: 7283-2432-30(YAZAKI)

HOUSING(HLLD 025 WP)

Poles	Female
3	**MG 654883**  Suitable Terminal: ST 731068-3

LAMP CONNECTOR

HOUSING

Poles	Female	Socket / Rear Holder
1	**MG 632969(H1)**  Suitable Terminal: ST 730932-3, ST 730942-3	
2	**MG 632862(H7)** 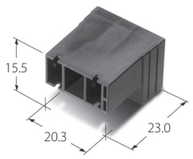 Suitable Terminal: ST 730932-3 **MG 635209(H7)** 	**MG 635680(H7)** 
3	**MG 632879(H4)**  Suitable Terminal: ST 730934-3 **MG 631660(H4)**  Suitable Terminal: ST 730766, ST 730767, ST 730764, ST 730765	**MG 632882** 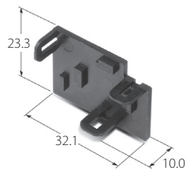

LAMP CONNECTOR

KOREA ELECTRIC TERMINAL CO., LTD

Ⓐ



Ⓑ

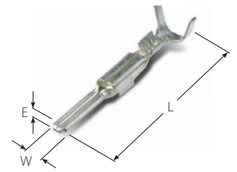

TERMINAL

Part No.	Wire Range(mm²)			Material	Dimension(mm)			Type
	AWG	JASO	ISO	Finish	L	E	W	
ST 730689-3	22-20	AESSXF 0.3-0.5 AEXF 0.3-0.5	FLR2X-A 0.35 FLR2X-B 0.5	Copper Alloy (Pre-Tin)	16.9	9.0	2.9	Ⓐ
ST 730732-3	18-16	AESSXF 0.75-1.25 AEXF 0.85	FLR2X-B 0.75-1.0					
ST 730739-3	16	AEXF 1.25	-					
ST 730733-3	14	AESSXF 2.0	FLR2X-B 2.0					
ST 740999-3	22-20	AESSXF 0.3-0.5 AEXF 0.3-0.5	FLR2X-A 0.35 FLR2X-B 0.5	Brass (Pre-Tin)	25.9	0.6	2.3	Ⓑ
ST 741000-3	18-16	AESSXF 0.75-1.25 AEXF 0.85	FLR2X-B 0.75-1.0					
ST 740687-3	16	AEXF 1.25	-					
ST 740688-3	14	AESSXF 2.0	FLR2X-B 2.0					

WIRE SEAL

Part No.	Wire Insulation Range (Standard)	Material	Color	Dimension(mm)		Type
				L	E	
MG 680274	Ø2.2-Ø2.3	Silicone	Red	7.5	Ø4.8	Ⓒ
MG 680275	Ø2.6-Ø2.7		Green			
MG 683935	Ø1.25-Ø1.7		Orange			
MG 681474	Ø1.8-Ø2.1		Blue			
MG 683695	090II WP Dummy Seal		Black	6.2	Ø4.9	Ⓓ

Ⓒ



Ⓓ





090 II SEALED CONNECTOR

- Improved design from 090 size sealed connector for higher reliability. The blade width of male terminal for this connector is 0.090 inches (Distinctive Features).
- These are connectors for automobile lamp ass'y.
- Double locking system eliminates push-out (Housing lance, side lock).
- Individual waterproof seal

LAMP CONNECTOR

KOREA ELECTRIC TERMINAL CO., LTD

HOUSING(090II WP)

Poles	Female	Male
6	**MG 643866** 	**MG 653863** 
8	**MG 644345** 	**MG 654349** 
10	**MG 643546** 	**MG 653549** 

BULB SOCKET CONNECTOR

KOREA ELECTRIC TERMINAL CO., LTD

FRONT BULB SOCKET

070(SWP) Type	
MG 660480 (2P SINGLE) 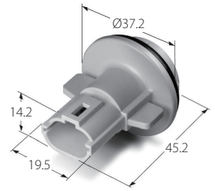	**MG 660482(3P DOUBLE)** 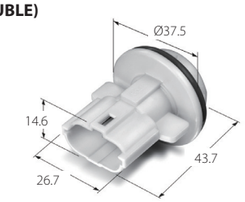

TURN SIGNAL BULB SOCKET

SINGLE(2P)	
MG 663046(180°) 	**MG 663541(150° -90°)** 
MG 663070(150°) 	**MG 665658** 



TURN SIGNAL BRACKET TERMINAL & HOUSING

Part No.	Wire Range(mm²)			Material	Dimension(mm)			Type
	AWG	JASO	ISO	Finish	L	E	W	
ST 761333-3	20	AEXF 0.5 AVSSXF 0.5	-	Brass (Pre-Tin)	11.0	7.0	15.5	A
ST 761334-3						5.0		B
ST 761335-3			-					C

MG 635677



Suitable Terminal: ST 761334-3(M). ST 761335-3(S)

MG 635678



Suitable Terminal: ST 761333-3(L), ST 761334-3(M). ST 761335-3(S)

BULB SOCKET CONNECTOR

TURN SIGNAL BULB SOCKET(S25)

DOUBLE(3P)	
MG 663901 	**MG 663904**  Suitable Terminal: ST 730052, ST 730220, ST 730245
MG 663071 	**MG 663060**  Suitable Terminal: ST 730052, ST 730245
MG 665659 	**MG 635678**  Suitable Terminal: ST 761333-3(L), ST 761334-3(M). ST 761335-3(S)

A

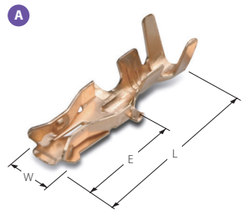

MINI BULB TERMINAL & HOUSING

Part No.	Wire Range(mm²)			Material	Dimension(mm)			Type
	AWG	JASO	ISO	Finish	L	E	W	
ST 730557-1	22-18	AVSS 0.3-0.85	-	Phos. Bronze (Unplate)	13.5	7.8	4.0	A

MG 630578(2P)



BULB SOCKET CONNECTOR

KOREA ELECTRIC TERMINAL CO., LTD

A



B

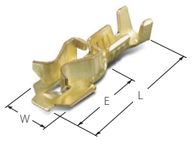

C

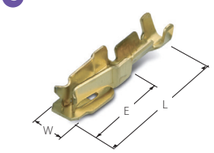

TERMINAL

Part No.	Wire Range(mm²)			Material	Dimension(mm)			Type
	AWG	JASO	ISO	Finish	L	E	W	
ST 760877-3	20-18	AVSS 0.5-0.85		Brass (Pre-Tin)	13.9	7.1	5.0	A
ST 780996-1		AVS 0.5-0.85		Brass	16.0	8.0	5.2	B
ST 780759-1	22-20	AEXF 0.5-0.85			18.8	10.9	5.0	C

POSITION WP BULB SOCKET(WIRE LESS TYPE)

MG 631720(PA6+GF15)
MG 633580(NORYL)
MG 635672(PA46+GF15)



Suitable Terminal: 780759-1

MG 635732

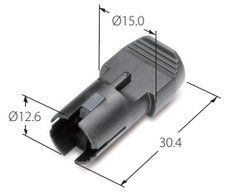

POSITION WP BULB SOCKET

SOCKET	BRACKET
MG 665478  T3.25 (LCL : 25mm)	**MG 665480**  T3.25 (LCL : 25mm)
MG 665797  **MG 665798**  **MG 665858** 	**MG 635734**  **MG 635735**  Suitable Terminal: 760877-1

BULB SOCKET CONNECTOR

Ⓐ

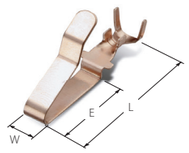

Ⓑ

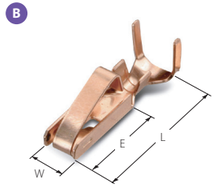

RCL BULB SOCKET TERMINAL

Part No.	Wire Range(mm²)			Material	Dimension(mm)			Type
	AWG	JASO	ISO	Finish	L	E	W	
ST 760794-1	20-18	AVSS 0.5-0.85 AVS 0.5-0.85	-	Copper Alloy	26.3	15.3	4.0	Ⓐ
ST 760795-1			-		16.6	9.0	3.5	Ⓑ

WIRE SEAL

Part No.	Wire Insulation Range (Standard)	Material	Color	Dimension(mm)		Type
				L	E	
MG 682027	Ø1.0-1.2	Silicone	Black	8.5	Ø8.3	Ⓒ
MG 682028	Ø1.0-1.2		Black	8.1	Ø6.1	Ⓓ
MG 685229	Dummy Seal		Blue	7.2		Ⓔ
MG 681919	Gasket Seal		Black	2.7	Ø33.4	Ⓕ
MG 685228			Black	3.5		

Ⓒ



Ⓓ



Ⓔ



Ⓕ

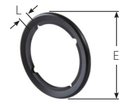

RCL WP BULB SOCKET[S25(LCL: 31.8MM)

SINGLE

MG 631781(180°)

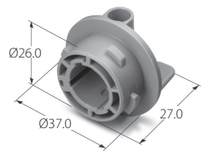

MG 631895(180°)

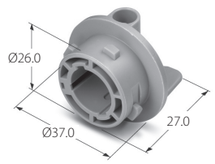

MG 665772(150° -PR21W)



MG 634646(150° -PR21W)



MG 635781



MG 665763(180°)



MG 635726(SINGLE-150°)



MG 655889(SINGLE-150°)



MG 666064



MG 665943



MG 665944



BULB SOCKET CONNECTOR

KOREA ELECTRIC TERMINAL CO., LTD

RCL WP BULB SOCKET[S25(LCL: 31.8MM)

DOUBLE

MG 665014(180°)



MG 632558(180°)



MG 631783(180°)



MG 633848(150° - P21/4W)



BULB SOCKET CONNECTOR

RCL BULB SOCKET TERMINAL

Part No.	Wire Range(mm²)			Material	Dimension(mm)			Type
	AWG	JASO	ISO	Finish	L	E	W	
ST 760795-1	20-18	AVS 0.5-0.85	-	Copper Alloy	16.6	9.0	3.5	A
ST 760521-1		AVS(AVSS) 0.5-0.85	-		18.6	12.6	4.0	B
ST 760520-1					29.3	23.3	5.0	C

A

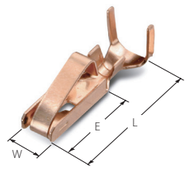

B

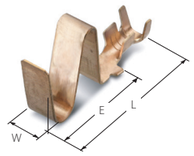

C

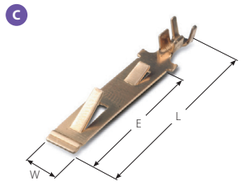

WIRE SEAL

Part No.	Wire Insulation Range (Standard)	Material	Color	Dimension(mm)		Type
				L	E	
MG 682028	Ø1.0-1.2	Silicone	Black	8.1	Ø6.1	D

D



RCL WP BULB SOCKET(S25)

SINGLE

MG 633709(F:40 180°)
MG 634135(F:40 180°)

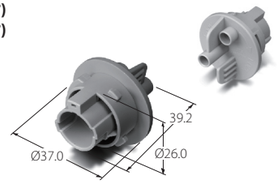

MG 664098(F:40 180°)



MG 633412(F:45 180°)



MG 663672(F:45 180°)



MG 633707(F:40 150°)
MG 634134(F:40 150°)



MG 664099(F:40 150°)



MG 633404(F:45 150°)



MG 663673(F:45 150°)



BULB SOCKET CONNECTOR

KOREA ELECTRIC TERMINAL CO., LTD

RCL WP BULB SOCKET(S25)

DOUBLE

MG 662850(F:45 180°)



MG 633756(F:45 180°)



MG 632565(F:40)



MG 635024(F:45 150°)



MG 665025(F:45 150°)



MG 665624(F:40 180°)



MG 635640



MG 665065(F:40 180°)



MG 635064

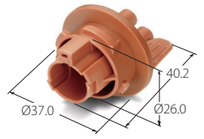

BULB SOCKET CONNECTOR

RCL BULB SOCKET TERMINAL

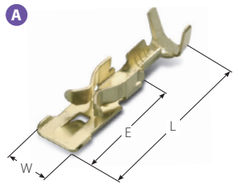

Part No.	Wire Range(mm²)			Material	Dimension(mm)			Type
	AWG	JASO	ISO	Finish	L	E	W	
ST 780915-1	20-18	AVS 0.5 AVSS 0.5-0.85	-	Brass	22.7	13.5	6.6	A
ST 780759-1		AVX 0.5-0.85	-		18.8	10.6	5.0	B

BACK-UP & HMSL SOCKET(W5W/ W16W)

SOCKET / WIRE SEAL

MG 665603(GASKET-O)
MG 635686(GASKET-X)



MG 635003
MG 633711



MG 685027



MG 632546



MG 665832



MG 685509



MG 633053



MG 633043



MG 633456(PBT)
MG 635684(PA66+MR30%)



MG 683470



MG 663671
MG 665765(PA66+MR30%)



MG 665410



MG 685146



MG 635963



MG 665945



MG 685593



BULB SOCKET CONNECTOR
KOREA ELECTRIC TERMINAL CO., LTD

LICENSE PLATE BULB SOCKET(W5W)

050 Type

MG 661937



MG 663694



MG 663872



060 Type

MG 663555



MG 636087



MG 664106



MG 665010



MG 665053(RH)



MG 665123(LH)



070(SWP) Type

MG 660616



MG 663553(GASKET-O)
MG 664166(GASKET-X)



MG 662675



MG 663652(GASKET-X)



MG 663579(GASKET-O)



MINI & FLAT FUSE TERMINAL

KOREA ELECTRIC TERMINAL CO., LTD

▶ Mostly suitable for use with automotive relays and fuses,
those with lance terminal connectors are provided for multiple-pole housing.

A



110 F/B(SINGLE) TERMINAL

Part No.	Wire Range(mm²)		Material	Dimension(mm)				Type
	AWG	JASO	Finish	L	E	W	H	
ST 780801-3	22-12	AVSS 0.3-0.5	Pre-Tin	25.2	14.2	4.4		A
ST 780802-3		AVSS 0.85-1.25						
ST 780803-3		AVS 2.0-3.0, AVSS2.0						
ST 780666-3	22-16	AVSS 0.85-1.25		19.8	8.2			B
ST 780781-3	14-12	AVS 2.0-3.0 AVSS 2.0						

B

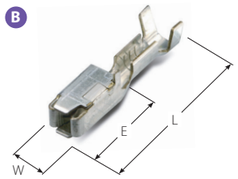

110 F/B(MULTI) TERMINAL

Part No.	Wire Range(mm²)		Material	Dimension(mm)				Type
	AWG	JASO	Finish	L	E	W	H	
ST 780740-3	22-12	AVSS 0.3-0.5	Pre-Tin	15.4	15.4	4.4	4.2	C
ST 780741-3		AVSS 0.85-1.25						
ST 780742-3		AVS 2.0-3.0, AVSS2.0						
ST 781004-3	12-10	AEXF 2.0-5.0	Pre-Tin				8.2	
ST 780667-3		AVS 3.0-5.0	Pre-Tin				5.4	D

C

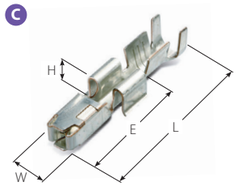

D

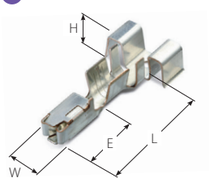

FFT 1-WAY(SINGLE) TERMINAL

Part No.	Wire Range(mm²)		Material	Dimension(mm)				Type
	AWG	JASO	Finish	L	E	W	H	
ST 780274-1	20-18	AVSS 0.5-0.85	Brass	26.5	9.0	5.4		E
ST 780274-3			Pre-Tin					
ST 780240-1			Brass	26.9	9.6			
ST 780240-3			Pre-Tin					
ST 780275-1	16-14	AVSS 1.25-2.0	Brass	26.5	9.0			
ST 780275-3			Pre-Tin					
ST 780212-1			Brass	26.9	9.6			
ST 780213-1	12-10	AVS 3.0						
ST 780276-1								
ST 780276-3			Pre-Tin					

E

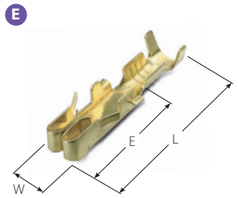

MINI & FLAT FUSE TERMINAL

KOREA ELECTRIC TERMINAL CO., LTD

▶ Mostly suitable for use with automotive relays and fuses,
those with lance terminal connectors are provided for multiple-pole housing.

F



FFT MULTI TERMINAL

Part No.	Wire Range(mm²)		Material	Dimension(mm)				Type
	AWG	JASO	Finish	L	E	W	H	
ST 780215-1	16-14	AVSS1.25-2.0	Brass	27.8	9.6	5.1	-	F
ST 780215-3			Pre-Tin					

G

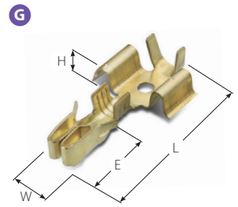

110 F/B(MULTI) TERMINAL

Part No.	Wire Range(mm²)		Material	Dimension(mm)				Type
	AWG	JASO	Finish	L	E	W	H	
ST 780277-1	12-10	AVS 3.0	Brass	27.6	9.4	5.1	4.2	G
ST 780277-3			Pre-Tin					
ST 780281-1	12-10	AVS 3.0-5.0	Brass				3.1	

H

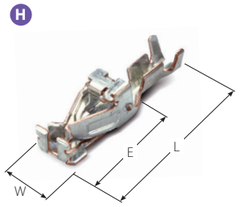

LOW HEIGHT MINI FUSE(SINGLE) TERMINAL

Part No.	Wire Range(mm²)		Material	Dimension(mm)				Type
	AWG	JASO	Finish	L	E	W	H	
ST 781033-3	22-20	AVSS 0.3-0.5	Pre-Tin	17.8	9.5	4.5		H
ST 781034-3	18-16	AVS 0.85-1.25 AVSS 0.85-1.25						
ST 781035-3	14-12	AVS 2.0-3.0 AVSS AVSSXF 2.0						

I

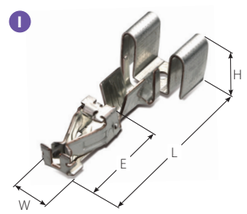

LOW HEIGHT MINI FUSE(MULTI) TERMINAL

Part No.	Wire Range(mm²)		Material	Dimension(mm)				Type
	AWG	JASO	Finish	L	E	W	H	
ST 781097-3	18-16	AVSS 0.85-1.25	Pre-Tin	17.8	9.5	4.4	7.4	I
ST 781098-3	14-12	AVS 2.0-3.0 AVSS AVSSXF 2.0						

FLAT FUSE TERMINAL

KOREA ELECTRIC TERMINAL CO., LTD

- Flat fuse connectors are mostly used with automotive relays and fuses for multiple-pole housing.
- Housing locking type terminal
- These connectors are designed for easy insertion, positive mating and proper connection with fuse tab.

J

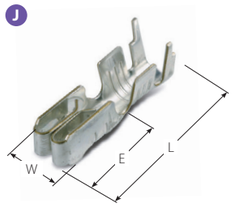

FTH 1-WAY(SINGLE) TERMINAL

Part No.	Wire Range(mm²)		Material	Dimension(mm)			Type
	AWG	mm²	Finish	L	E	W	
ST 780429-3	20-16	AVSS 0.5-1.25	Brass Pre-Tin	20.0	9.5	5.0	J
ST 780430-3	14-12	AVS 2.0-3.0	Brass Pre-Tin				
ST 780433-3	12-10	AVS 3.0-5.0	Brass Pre-Tin				
ST 780356-1	20-18	AVSS 0.5-0.85	Brass Pre-Tin	26.5	15.0	5.4	K
☒ ST 780356-3							
ST 780357-1	14-12	AVS 2.0-3.0	Brass Pre-Tin				
☒ ST 780357-3							

K

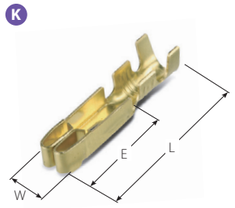

FTH MULTI TERMINAL

(PITCH : 12mm)

Part No.	Wire Range(mm²)		Material	Dimension(mm)			Type
	AWG	mm²	Finish	L	E	W	
ST 780377-3	20-14	AVSS 0.85-2.0	Brass Pre-Tin	28.5	9.5	5.0	L
ST 780378-3	12-10	AVS 3.0-5.0	Brass Pre-Tin				
ST 780456-3	10	AVS 5.0	Brass Pre-Tin				

L



FTH MULTI TERMINAL

(PITCH : 11mm)

Part No.	Wire Range(mm²)		Material	Dimension(mm)			Type
	AWG	mm²	Finish	L	E	W	
ST 780604-3	22-20	AVSS 0.3-0.5	Brass Pre-Tin	28.5	9.5	5.0	L
ST 780454-3	20-14	AVS 0.85-2.0	Brass Pre-Tin				
ST 780455-3	12	AVS 3.0	Brass Pre-Tin				
ST 780555-3	10	AVS 5.0	Brass Pre-Tin				

M



EFH 1-WAY(SINGLE) TERMINAL

Part No.	Wire Range(mm²)		Material	Dimension(mm)			Type
	AWG	mm²	Finish	L	E	W	
ST 780418-3	22-18	AVSS 0.3-0.85	Brass Pre-Tin	17.4	9.5	5.0	M
ST 780419-3	16-14	AVS 1.25-2.0	Brass Pre-Tin				
ST 780420-3	12-10	AVS 3.0-5.0	Brass Pre-Tin				

N

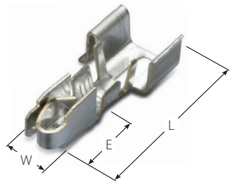

EFH MULTI TERMINAL

Part No.	Wire Range(mm²)		Material	Dimension(mm)			Type
	AWG	mm²	Finish	L	E	W	
ST 780416-3	16-14	AVS 1.25-2.0	Brass Pre-Tin	25.2	9.5	5.0	N
ST 780417-3	12-10	AVS 3.0-5.0	Brass Pre-Tin				

FUSE HOLDER & LAMP TERMINAL

KOREA ELECTRIC TERMINAL CO., LTD

A



BUTTON CONTACT

Part No.	Description	Wire Range	Material	Dimension(mm)			Type
		AWG (mm²)	Finish	L	E	W	
☒ ST 760059-1	Ø5.0	22-18 AVSS 0.3-0.8	Brass	7.1		4.6	A
☒ ST 760059-3			Pre-Tin				
ST 760125-1	Ø6.0	20-16 AVSS 0.5-1.25	Brass	8.1		6.2	
ST 760125-3			Pre-Tin				

B



FUSE HOLDER TERMINAL

Part No.	Description	Wire Range	Material	Dimension(mm)			Type
		AWG (mm²)	Finish	L	E	W	
ST 780242-1	Ø6.0	18-16 AVSS 0.85-1.25	Brass	18.0	10.7	5.4	B
ST 780242-2			Brass(Tin)				
ST 780328-1	Ø6.0	14-12 AVS 2.0-3.0	Brass			6.5	
ST 780328-2			Brass(Tin)				
ST 780858-3	Ø6.5	16-14	Brass	17.7	8.7	7.0	C
		AVSS1.25-2.0	Brass(Tin)				

C

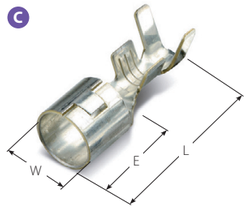

D

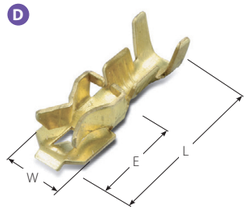

LAMP TERMINAL (WITHOUT LANCE)

Part No.	Description	Wire Range	Material	Dimension(mm)			Type
		AWG (mm²)	Finish	L	E	W	
ST 780325-1	20-18	AVSS 0.5-0.85	Brass	16.0	8.0	5.2	D
ST 780324-1	16	AVSS 0.8-1.25					

E



LAMP TERMINAL (WITH LANCE)

Part No.	Description	Wire Range	Material	Dimension(mm)			Type
		AWG (mm²)	Finish	L	E	W	
ST 780265-1	20-18	AVSS 0.5-0.85	Brass	16.0	8.0	5.2	D
ST 780265-3			Pre-Tin				
ST 780312-1	16	AVSS 0.85-1.25	Brass				
ST 780312-3			Pre-Tin				
ST 781002-1	20-18	AVSS 0.5-0.85	Brass Unplate	19.0	11.2	6.4	

F



EARTH RING TERMINAL

Part No.	Description	Wire Range	Material	Dimension(mm)			Type
		AWG (mm²)	Finish	L	E	W	
ST 710519-1	20	AVSS 0.5	Brass	15.0		2.2	E
ST 710881-1	18	AVSS 0.85				1.8	F

CONNECTOR COVER

COVER

Connector Cover	Suitable Connector	Ø
MG 632384 	MG 640945	7Ø
MG 632385 	MG 641299	9Ø
MG 632386 	MG 610088 MG 640186 MG 640187	5Ø
MG 632387 	MG 611764 MG 641767	9Ø
MG 632388 	MG 610350 MG 640352	11Ø
MG 632389 	MG 610346 MG 640348	11Ø
MG 632404 	MG 641152	7Ø
MG 632405 	MG 642273 MG 643477	7Ø

Connector Cover	Suitable Connector	Ø
MG 632412 	MG 651092	5Ø
MG 632424 	MG 641744	9Ø
MG 632437 	MG 640849	5Ø
MG 632477 	MG 640944	7Ø
MG 632478 	MG 650943	7Ø
MG 632524 	MG 610499 MG 640501	7Ø
MG 641969 	MG 651104	CAP
MG 633121 	MG 640605	5Ø

CONNECTOR COVER

KOREA ELECTRIC TERMINAL CO., LTD

COVER

Connector Cover	Suitable Connector	Ø
MG 633116 	(7283-5073-70)	7Ø
MG 633117 	(7283-5073-70)	7Ø
MG 632904 	(7283-6507-70)	5Ø
MG 633123 	MG 610658	7Ø
MG 632901 	MG 641627	7Ø
MG 632903 	(7283-6507-70)	5Ø
MG 633155 	MG 610705	5Ø
MG 633125 	MG 652520 MG 653701	5Ø

Connector Cover	Suitable Connector	Ø
MG 633156 	MG 641234 MG 641295	5Ø
MG 632545 	MG 651747	9Ø
MG 633124 	MG 652584	7Ø
MG 632628 	MG 642357	7Ø
MG 633122 	MG 643302 (6189-0443)	5Ø
MG 633119 	MG 642605	5Ø
MG 632946 	MG 652934	11Ø
MG 632902 	(C91401- 3B582-01)	7Ø

CONNECTOR COVER

COVER

Connector Cover	Suitable Connector	Ø
MG 632629 	MG 642351	9Ø
MG 632572 	MG 641107	7Ø
MG 632936 	MG 642925	12Ø
MG 633165 	(6189-0027)	7Ø
MG 633120 	(6189-0027)	5Ø
MG 633126 	MG 640711	11Ø
MG 632876 	MG 641288 MG 641299	11Ø
MG 633154 	MG 642840	11Ø

Connector Cover	Suitable Connector	Ø
MG 632935 	MG 642928	12Ø
MG 633118 	MG 612017	11Ø
MG 633106 	MG 640707	5Ø
MG 633164 	MG 641288 MG 641299	9Ø
MG 632971 	MG 642273	5Ø
MG 632495 	MG 651747	11Ø
MG 633989 	MG 652582	9Ø
MG 634043 	MG 652584	9Ø

CONNECTOR COVER

KOREA ELECTRIC TERMINAL CO., LTD

COVER

Connector Cover	Suitable Connector	Ø
MG 633166 	MG 640461	5Ø
MG 633168 	MG 620270	-
MG 633169 	MG 641928	-
MG 633178 	MG 643206	-
MG 633205 	MG 640188	7Ø
MG 633337 	MG 643174	-
MG 633338 	MG 643174	-
MG 633368 	MG 642925	8.4Ø

Connector Cover	Suitable Connector	Ø
MG 633812 	MG 643793	11Ø
MG 633497 	MG 641288 MG 641299	9Ø
MG 633511 	MG 643507	-
MG 633568 	MG 653494	7Ø
MG 633207 	MG 652290	11Ø
MG 634050 	MG 644051	-
MG 633703 	MG 641288 MG 641299	9Ø
MG 633208 	MG 642292	11Ø

CONNECTOR COVER

COVER

Connector Cover	Suitable Connector	Ø
MG 635666 	MG 645546 MG 645784	9Ø
MG 633351 	MG 651098	7Ø
MG 633803 	MG 643739	11Ø
MG 634816 	MG 644771	-
MG 635298 	MG 610557 MG 613130 MG 613132 MG 613133 MG 613692	-
MG 635467 	MG 644554	5Ø
MG 634392 	MG 654391	
MG 634866 	MG 654391	

Connector Cover	Suitable Connector	Ø
MG 634867 	MG 654391	
MG 633186 	MG 643183	-
MG 633421 	MG 643396	-
MG 633422 	MG 643392	-
MG 635436 	MG 645433	-
MG 664624 	MG 654621	-
MG 664630 	MG 654627-N	-
MG 632867 	MG 652863 MG 652864 MG 653077 MG 653078	9Ø

CONNECTOR COVER

KOREA ELECTRIC TERMINAL CO., LTD

COVER

Connector Cover	Suitable Connector	Ø
MG 635613 	MG 645740	-
MG 635615 	MG 645741	-
MG 635632 	MG 645751	-
MG 635654 	MG 643796	7Ø
MG 635590 	MG 645655	-
MG 635652(LH) MG 635653(RH) 	MG 655730	-
MG 635690 	MG 645546 MG 645784	7Ø
MG 635679(RH) 	MG 645805	-

Connector Cover	Suitable Connector	Ø
MG 635842 	MG 645940	
MG 635655 	MG 645777	
MG 635859 	MG 641238	5Ø
MG 635658 	MG 655737 MG 655749	9Ø
MG 635702 	MG 643284	7Ø
MG 635667 	MG 645785	16Ø
MG 635693 	MG 645785	14Ø
MG 635730 	MG 655740	14Ø

CONNECTOR COVER

KOREA ELECTRIC TERMINAL CO., LTD

COVER

Connector Cover	Suitable Connector	Ø
MG 635819 	MG 646068	-
MG 635820 	MG 646068	-
MG 635809 	MG 646002	-
MG 635810 	MG 646002	-
MG 635738 	MG 645911 MG 646223	-
MG 635741 	MG 656782	-
MG 635737 	MG 655730	-
MG 635768 	MG656782	-

Connector Cover	Suitable Connector	Ø
MG 635816 	MG 655704	11Ø
MG 635758 	MG 656813	4.5Ø
MG 635733 	MG 643796	11Ø
MG 635790 	MG 656891	6Ø
MG 635789 	MG 646049 MG 646302 MG 646506	-
MG 635829 	MG 646085	-
MG 635828 	MG 646085	-
MG 635766 	MG 655809 MG 655810 MG 655811 MG 655812	12Ø

CONNECTOR COVER

KOREA ELECTRIC TERMINAL CO., LTD

COVER

Connector Cover	Suitable Connector	Ø
MG 635748 	MG 645857	-
MG 635749 	MG 645857	-
MG 635762 	MG 645857	-
MG 635793 	MG 645857	-
MG 635759 	MG 645857	-
MG 635794 	MG 645857	-
MG 635791 	MG 646018	-
MG 635811 	MG 646018	-

Connector Cover	Suitable Connector	Ø
MG 635812 	MG 646002	-
MG 635865 	MG 645725 MG 645879 MG 645880	11Ø
MG 635870 	MG 643284	7Ø
MG 635889 	MG 646002	-
MG 635844 	MG 646085	-
MG 635845 	MG 646085	-
MG 635846 	MG 646002	-
MG 635848 	MG 646002	-

CONNECTOR COVER

KOREA ELECTRIC TERMINAL CO., LTD

COVER

Connector Cover	Suitable Connector	Ø
MG 635854 	MG 644145	5Ø
MG 635855 	MG 643744	5Ø
MG 635885 	MG 646195	-
MG 635886 	MG 646195	-

Connector Cover	Suitable Connector	Ø
MG 635852 	MG 656901	7Ø
MG 635869 	MG 646046	-
MG 635871 	MG 646180	-
MG 635898 	MG 657000	19

PRA

KOREA ELECTRIC TERMINAL CO., LTD



CHARACTERISTICS

- Guarantee durability in any environment conditions.
- Apply smaller and lighter structure design.
- Mount standardized device and realize integrated box

PRA(Power Relay Assembly) Series

Part Name & Picture	Part No.	Descriptions & Specification
PRA 	JB520441	• Current Rating: 150A • Voltage Rating : DC 450V • Temperature Range : -40℃ ~ +75℃ • Pre-Charge Circuit : Include 10A
PRA 	JB520445	• Current Rating: 150A • Voltage Rating : DC 450V • Temperature Range : -40℃ ~ +85℃ • Pre-Charge Circuit : Include 10A
PRA 	JB520704	• Current Rating: 150A • Voltage Rating : DC 450V • Temperature Range : -40℃ ~ +85℃ • Pre-Charge Circuit : Include 20A
PRA 	JB520624	• Current Rating: 250A • Voltage Rating : DC 800V • Temperature Range : -40℃ ~ +85℃ • Pre-Charge Circuit : Include 20A
PRA 	JB520648	• Current Rating: 250A • Voltage Rating : DC 800V • Temperature Range : -40℃ ~ +85℃ • Pre-Charge Circuit : Include 20A

BDU(Battery Disconnect Unit) Series

Part Name & Picture	Part No.	Descriptions & Specification
BDU ASSY 	**JB520582**	• Current Rating: 250A • Voltage Rating : DC 450V • Temperature Range : -40℃ ~ +85℃ • Pre-Charge Circuit : Include 20A
BDU ASSY 	**JB520586**	• Current Rating: 200A • Voltage Rating : DC 450V • Temperature Range : -40℃ ~ +85℃ • Pre-Charge Circuit : Include 20A

C-BOX(Connection Box) Series

Part Name & Picture	Part No.	Descriptions & Specification
C-BOX ASSY 	**JB520595**	• Current Rating: 250A • Voltage Rating : DC 420V • Temperature Range : -40℃ ~ +70℃ • Pre-Charge Circuit : Include 18A

HVSC (HIGH VOLTAGE SHIELD CONNECTOR) 280

SPECIFICATION

Current Rating	Up to 20A
Voltage Rating	DC 650V
Waterproof	IP67, IP69K
Temperature Range	-40℃ ~ +125℃
Applicable Terminal	HV : 280(110) Terminal HVIL : 040III & 040 WP Terminal
Wire Range	2.5SQ / 3.0SQ Shield Wire

- HV connector is suitable for xEV`s HVAC systems A/Comp, PTC, coolant and etc..
- Inter-Lock is included for safety.
- EMC shield is included.



Poles	Female Connector	Male Device Connector	Male Inline Connector
2 **IP2XB applied**	**CPA Tool** **MG 655809**(A) **MG 655810**(B) **MG 655811**(C) **MG 655812**(D) 	**MG 645858**(A) **MG 645859**(B) **MG 645860**(C) **MG 645861**(D) 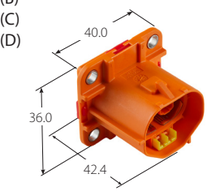	
2 **IP2XB UL94-V0 applied**	**CPA Finger** **MG 656972**(A) **MG 656973**(B) **MG 656974**(C) **MG 656975**(D) **CPA Tool** **MG 657095**(A) **MG 657096**(B) **MG 657097**(C) **MG 657098**(D) 	**MG 646152**(A) **MG 646153**(B) **MG 646154**(C) **MG 646155**(D)  **PCB Type** **MG 646375**(A) **MG 646391**(B) **MG 646392**(C) **MG 646393**(D) 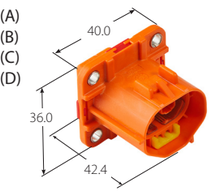	**MG 646156**(A) **MG 646157**(B) **MG 646158**(C) **MG 646159**(D) 
3 **IP2XB applied**	**CPA Finger** **MG 656903**(B) **MG 656904**(C) **MG 656905**(D) **CPA Tool** **MG 657108**(B) **MG 657109**(C) **MG 657110**(D) 	**MG 646107**(B) **MG 646108**(C) **MG 646109**(D)  **PCB Type** **MG 646509**(B) 	**MG 646064**(B) **MG 646065**(C) **MG 646066**(D) 

HVSC

HVSC (HIGH VOLTAGE SHIELD CONNECTOR) 280

SPECIFICATION

Current Rating	Up to 40A
Voltage Rating	DC 1,000V
Waterproof	IP67, IP69K
Temperature Range	-40℃ ~ +125℃
Applicable Terminal	HV : 280(N110) Terminal HVIL: 150 Terminal
Wire Range	3SQ / 4SQ Shield Wire

- HV connector is suitable for xEV`s HVAC systems A/Comp, PTC, coolant and etc..
- Inter-Lock is included for safety.
- EMC shield is included.



Poles	Female Connector	Male Connector
2	**MG 656989, MG 657174**(A) **MG 656990, MG 657175**(B) **MG 656991, MG 657176**(C) **MG 656992, MG 657177**(D) **MG 656993, MG 657196**(E) **MG 656994, MG 657197**(F) 	**Small Panel** **MG 646169, MG 646410**(A) **MG 646170, MG 646411**(B) **MG 646171, MG 646412**(C) **MG 646172, MG 646413**(D) **MG 646173, MG 646433**(E) **MG 646174, MG 646434**(F) 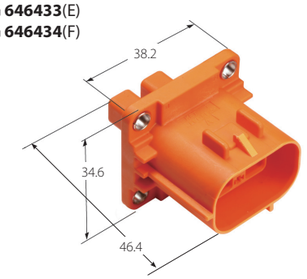 **Big Panel** **MG 646200, MG 646414**(G) **MG 646201, MG 646415**(H) **MG 646202, MG 646416**(I) **MG 646203, MG 646417**(J) **MG 646204, MG 646435**(K) **MG 646205, MG 646436**(L) 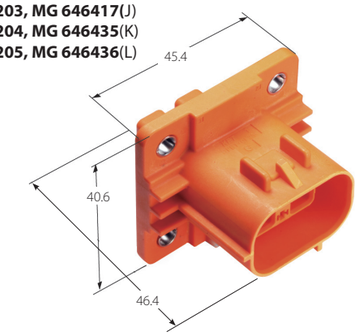
IP2XB UL94-V0 applied		

HVSC

KOREA ELECTRIC TERMINAL CO., LTD

HVSC (HIGH VOLTAGE SHIELD CONNECTOR) 280

SPECIFICATION

Current Rating	Up to 40A
Voltage Rating	DC 1,000V
Waterproof	IP67, IP69K
Temperature Range	-40℃ ~ +125℃
Applicable Terminal	HV : 280(N110) Terminal HVIL: 150 Terminal
Wire Range	3SQ / 4SQ Shield Wire

- HV connector is suitable for xEV`s HVAC systems A/Comp, PTC, coolant and etc..
- Inter-Lock is included for safety.
- EMC shield is included.



Poles	Female Connector	Male Connector
2	**MG 657165**(A) **MG 657166**(B) **MG 657167**(C) **MG 657168**(D) 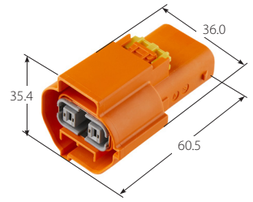	**MG 646401**(A) **MG 646402**(B) **MG 646403**(C) **MG 646404**(D) 
	MG 657205(E) **MG 657206**(F) 	**MG 646448**(E) **MG 646449**(F) 
	MG 657138(E) **MG 657139**(F) 	**MG 646423**(A) **MG 646424**(B) **MG 646437**(C) **MG 646438**(D) 
IP2XB UL94-V0 applied		

HVSC

HVSC (HIGH VOLTAGE SHIELD CONNECTOR) 630

SPECIFICATION

Current Rating	Up to 45A
Voltage Rating	DC 1,000V
Waterproof	IP67, IP69K
Temperature Range	-40℃ ~ +125℃
Applicable Terminal	HV : 630(N250) Terminal HVIL : 150 & 040WP Terminal
Wire Range	3SQ / 4SQ / 5SQ / 6SQ Shield Wire

- HV connector is suitable for xEV`s HVAC systems A/Comp, PTC, coolant and etc..
- Inter-Lock is included for safety.
- EMC shield is included.



Poles	Female Connector	Male Connector
2 IP2XB UL94-V0 applied	**MG 657052, MG 657170**(A) **MG 657053, MG 657171**(B) **MG 657054, MG 657172**(C) **MG 657055, MG 657173**(D) 	**MG 646264, MG 646406**(A) **MG 646265, MG 646407**(B) **MG 646266, MG 646408**(C) **MG 646267, MG 646409**(D) 
4 IP2XB UL94-V0 applied	**CPA Finger** **CPA Tool** **MG 656936,** **MG 657091**(A) **MG 656937,** **MG 657092**(B) **MG 656938,** **MG 657093**(C) 	**MG 646110**(A) **MG 646111**(B) **MG 646112**(C) 
4 IP2XB UL94-V0 applied	**MG 657029** 	**MG 646029**(3SQ) 

HVSC

KOREA ELECTRIC TERMINAL CO., LTD

HVSC (HIGH VOLTAGE SHIELD CONNECTOR) 1500

SPECIFICATION

Current Rating	Up to 120A
Voltage Rating	DC 1,000V
Waterproof	IP67, IP69K
Temperature Range	-40℃ ~ +125℃
Applicable Terminal	HV : 1500 Terminal HVIL : 150 Terminal
Wire Range	10SQ / 16SQ Shield Wire

- HV connector is suitable for xEV's BATT, HVJB, motor and etc..
- Inter-Lock is included for safety.
- EMC shield is included.

Poles	Female Connector	Male Connector
2 IP2XB UL94-V0 applied	**MG 657178**(A) **MG 657179**(B) 	**MG 646418**(A) **MG 646419**(B) 

HVSC (HIGH VOLTAGE SHIELD CONNECTOR) 200A

SPECIFICATION

Current Rating	Up to 200A
Voltage Rating	DC 650V
Waterproof	IP67, IP69K
Temperature Range	-40℃ ~ +125℃
Applicable Terminal	HV : Ø9 Terminal HVIL : 040WP Terminal
Wire Range	10SQ / 16SQ Shield Wire

- HV Connector is suitable for xEV's BATT, HVJB, motor and etc.
- Inter-Lock is included for safety.
- EMC shield is included



Poles	Female Connector	Male Connector
2 IP2XB Applied	**MG 655717**(A) **MG 655718**(B) 	**MG 645748**(A) **MG 645759**(B) 

HVSC

HVSC (HIGH VOLTAGE SHIELD CONNECTOR) 1900

SPECIFICATION

Current Rating	Up to 250A
Voltage Rating	DC 1000V
Waterproof	IP67, IP69K
Temperature Range	-40℃ ~ +125℃
Applicable Terminal	HV : 1900 Terminal HVIL : 150 Terminal
Wire Range	16SQ, Shield Wire 40SQ / 70SQ / 85SQ Non-Shield Wire

- HV connector is suitable for xEV's BATT, HVJB, motor and etc..
- Inter-Lock is included for safety.
- EMC shield is included.

Poles	Female Connector	Male Connector	Busbar Assy
2	**40SQ MG 657180** (A) **MG 657181** (B) **70SQ MG 657182** (A) **MG 657183** (B) **85SQ MG 657260** (A) **MG 657261** (B)  **16SQ MG 657266** (A) **40SQ MG 657211** (A) **MG 657212** (B) **70SQ MG 657216** (A) **MG 657217** (B) 	**MG 646420** (A) **MG 646421** (B)  **MG 657232** (A) **MG 657233** (B) 	**MG 666090** 
IP2XB UL94-V0 applied			

HVSC

KOREA ELECTRIC TERMINAL CO., LTD

HVSC (HIGH VOLTAGE SHIELD CONNECTOR) 2800

SPECIFICATION

Current Rating	Up to 400A
Voltage Rating	DC 1000V
Waterproof	IP67, IP69K
Temperature Range	-40℃ ~ +125℃
Applicable Terminal	HV : 2800 Terminal HVIL : 150 Terminal
Wire Range	70SQ / 85SQ Non-Shield Wire

- HV connector is suitable for xEV's BATT, HVJB, motor and etc..
- Inter-Lock is included for safety.
- EMC shield is included.

Poles	Female Connector	Male Connector	Busbar Assy
2	**MG 657191** (A) **MG 657192** (B) 	**MG 646259** (A) **MG 646260** (B) 	**MG 666059**  **MG 666060** 
IP2XB UL94-V0 Applied			

HVSC 2800

HIGH VOLTAGE FUSE

KOREA ELECTRIC TERMINAL CO., LTD

▶ High voltage fuse for safety plug in HEV / PHEV / EV vehicle to protect circuit in case of over current



KEF (KET EV FUSE)

	KEF-BC / KEF-BM
1,000Vdc BC	**MG 666012** 10A **MG 665967** 15A **MG 665968** 20A **MG 665899** 30A **MG 665915** 40A **MG 665971** 50A 
500Vdc BM	**MG 665922** 60A **MG 665970** 80A **MG 665923** 100A  **MG 665829** 175A **MG 665925** 300A **MG 665908** 350A  **MG 665926** 400A **MG 665909** 500A 

SENSOR

KOREA ELECTRIC TERMINAL CO., LTD

▶ High strength, small size and low cost
▶ Applied waterproof / heat-resistant material.
▶ Digital communication interface



SENSOR

Part Name	Picture & Part No.	Descriptions & Specification
FIS	 **EM 450360**	• Airbag sensor (Accelerometer type) • FIS : Front Impact Sensor / Mounted in front of the vehicle (FEM Module) • SIS : Side Impact Sensor / Mounted on the side of the vehicle (B-Pillar, C-Pillar) • Applied PSI5 communication interface • Applied Press-fit Terminal → Unnecessary soldering process • Installable in the engine room → Waterproof and Heat-resistant material • High strength, small size and low cost / simple structure and circuit constitution • High-Strength casing
SIS	 **EM 450361**	
PSIS	 **EM 450362**	• Airbag sensor (Pressure sensor type) • PSIS : Pressure Side Impact Sensor / Mounted in front doors of the vehicle • Applied PSI5 communication interface • Applied PCB-Less type Pressure IC → Unnecessary soldering process • Waterproof and Heat-resistant material • High strength, small size and low cost / simple structure and circuit constitution • High-Strength casing • Applied venture type intake / Increased sensor response
ARNC ACC Sensor	 **EM 450215**	• ARNC sensor (Accelerometer type) • ARNC : Active Road Noise Cancellation / Mounted in wheel house & chassis of the vehicle • Applied A2B communication interface • Applied Press-fit Terminal → Unnecessary soldering process • Waterproof and Heat-resistant material • High strength, small size and low cost / simple structure and circuit constitution • High-Strength casing

BFT

- Direct connection to battery of which method minimizes temperature rise under J/Box and protects J/B, ALT & STR circuit.
- Insert molding production method improves mechanical strength and prevents secondary electrification due to vibration after passing melting point.



BFT(Battery Fuse Terminal)

Poles	BFT

1

MG 665187	80A	
MG 665189	100A	



2

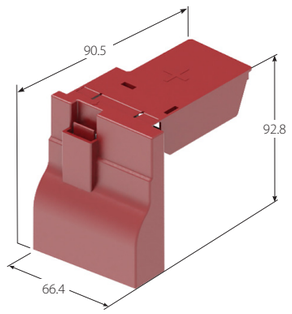

CAP : MG 636054

MG 666066	250A	250A
MG 666120	450A	250A
MG 666073	500A	250A



BFT

BFT(Battery Fuse Terminal)

Poles	BFT

3

MG 665813	60A	200A	500A
MG 665622	80A	200A	200A
MG 665626	80A	200A	430A
MG 665901	80A	200A	500A

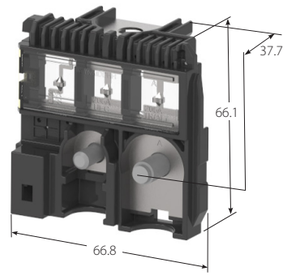

CAP : MG 635638

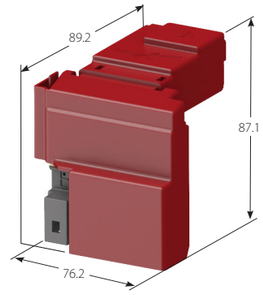

CAP : MG 635639

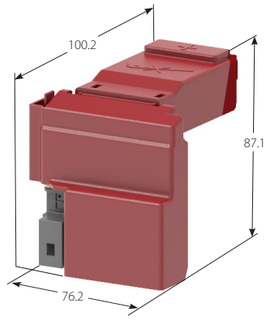

4

MG 665182	150A	80A	80A	400A
MG 665184	150A	80A	80A	430A
MG 665573	150A	100A	80A	200A

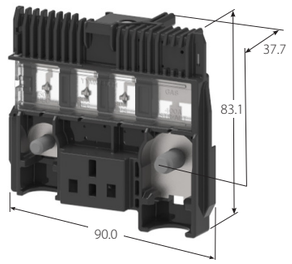

BFT 4P+BFT 1P CAP: MG 635224

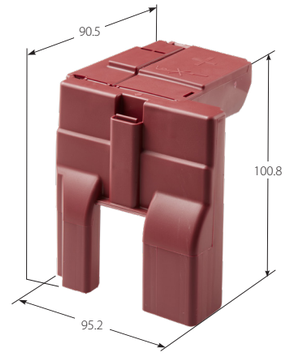

BFT 4P CAP : MG 635757

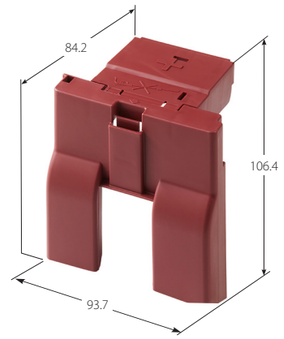

BFT

BFT

- Direct connection to battery of which method minimizes temperature rise under J/Box and protects J/B, ALT & STR circuit.
- Insert molding production method improves mechanical strength and prevents secondary electrification due to vibration after passing melting point.



BFT(Battery Fuse Terminal)

Poles	BFT
4	**MG 665805** 150A 80A 250A 400A
5	**MG 665814** 40A 40A 60A 200A 430A **MG 665644** 40A 40A 80A 200A 430A **MG 665879** 40A 40A 60A 200A 500A **MG 665878** 40A 40A 80A 200A 500A
6	**MG 665930** 5A 350A 100A 80A 60A 350A **MG 665929** 5A 450A 100A 80A 60A 250A



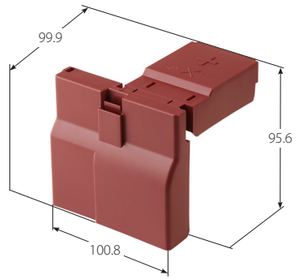

CAP : MG635745

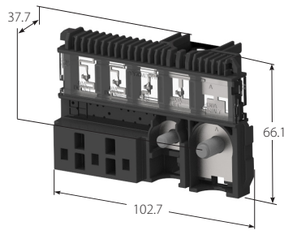

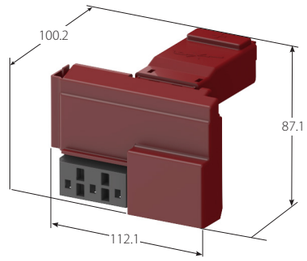

CAP: MG 635692



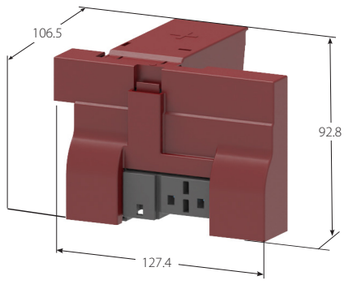

CAP: MG 665931

BFT

KOREA ELECTRIC TERMINAL CO., LTD

BFT(Battery Fuse Terminal)

Poles	BFT
1	**MG 665846** 180A **MG 665823** 250A **MG 666045** 200A **MG 664457** 150A **MG 664458** 180A **MG 665636** 200A **MG 665781** 180A **MG 665639** 200A **MG 665815** 180A **MG 665807** 400A
2	**MG 664136** 120A 120A **MG 665001** 150A 150A **MG 665284** 150A 180A **MG 665635** 150A 200A











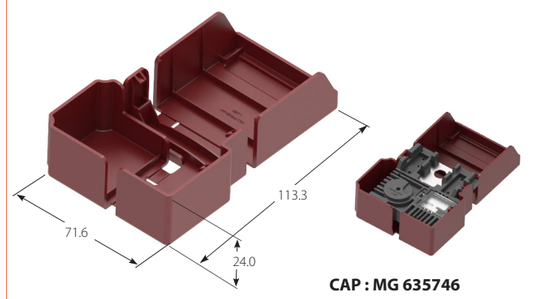

CAP : MG 635746



BFT

MULTI FUSE

- Reserving layout space within Box and reduce assembly cost
- Stabilized melting point for high current fuse type.



MULTI FUSE

Poles 2

MG665611	50A	125A
MG 665216	80A	125A
MG 665218	80A	150A
MG665790	80A	180A



MG 666035	SHUNT	80A
MG 666033	125A	80A
MG 666000	150A	80A
MG 665810	180A	80A
MG 666034	200A	80A
MG 666044	150A	100A
MG 666042	180A	100A
MG 666098	200A	100A



Poles 4

MG665655	80A	50A	50A	50A



Poles 5

MG 666002	60A	50A	50A	50A	30A
MG 666041	60A	60A	50A	50A	40A
MG 665868	80A	50A	50A	50A	30A
MG 665949	80A	50A	50A	50A	30A
MG 665904	80A	50A	50A	50A	40A
MG 666046	80A	60A	50A	50A	40A



Poles 5

MG 666047	80A	80A	50A	50A	40A
MG 666048	80A	80A	50A	50A	50A
MG 665987	100A	80A	50A	50A	50A



Poles 8

MG 665637	100A	80A	80A	60A	60A	60A	60A	50A



Poles 8

MG 664869	80A	60A	40A	40A	40A	40A	40A	60A
MG 664454	80A	60A	40A	40A	40A	40A	60A	60A
MG 665222	80A	60A	40A	60A	40A	40A	60A	60A



Poles 8

MG 666111	B+	200A	80A	60A	125A	100A	60A	60A
MG 666123	B+	350A	60A	60A	125A	100A	60A	60A
MG 665974	B+	350A	80A	60A	100A	100A	60A	60A
MG 666043	B+	350A	80A	60A	125A	100A	60A	60A
MG 666124	B+	350A	100A	60A	125A	100A	60A	60A

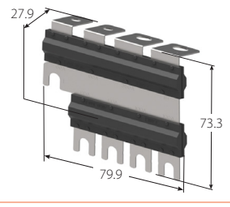

Poles 9

MG 666039	60A	60A	60A	50A	50A	40A	40A	40A	40A
MG 666040	60A	60A	60A	50A	50A	60A	40A	40A	40A
MG 666037	60A	60A	60A	50A	60A	40A	40A	40A	40A
MG 666038	60A	60A	60A	50A	60A	60A	40A	40A	40A



MULTI FUSE

KOREA ELECTRIC TERMINAL CO., LTD

MULTI FUSE

Poles 10

MG 665614	80A	60A	50A	60A	50A	50A	40A	40A	40A	30A



MG 665654	100A	80A	80A	60A	60A	50A	40A	40A	40A	30A



MG 665870	80A	80A	60A	50A	50A	50A	40A	40A	40A	40A
MG 665948	80A	80A	60A	60A	60A	50A	40A	40A	40A	30A
MG 665866	100A	80A	60A	50A	50A	50A	40A	40A	40A	40A
MG 665947	100A	80A	60A	60A	60A	50A	40A	40A	40A	30A



MG 666094	80A	60A	50A	50A	50A	40A	40A	40A	40A	40A
MG 666007	80A	60A	60A	60A	50A	50A	40A	40A	40A	30A
MG 666006	100A	60A	60A	60A	50A	40A	40A	40A	40A	30A
MG 666005	100A	80A	60A	60A	60A	50A	40A	40A	40A	30A
MG 665962	100A	80A	60A	60A	60A	50A	40A	40A	40A	40A



MG 666008	80A	60A	50A	50A	50A	50A	40A	40A	40A	30A
MG 666009	80A	80A	50A	50A	50A	50A	40A	40A	40A	30A
MG 666001	100A	80A	50A	50A	50A	50A	40A	40A	40A	30A



MG 666011	60A	60A	50A	50A	40A	40A	40A	40A	30A	30A
MG 666010	60A	60A	60A	50A	50A	40A	40A	40A	40A	30A



MG 666036	100A	80A	60A	60A	50A	50A	40A	40A	30A	30A
MG 666015	100A	100A	60A	60A	50A	50A	40A	40A	30A	30A



AUTOMOTIVE PRODUCTS

KOREA ELECTRIC TERMINAL CO., LTD





A.V.N SYSTEM

Audio, Video, Navigation System



MG 656914 MG 656915 MG 646083 MG 646084 MG 644508 MG 644504 MG 655652



ANTENNA

GPS, DAB, DMB, Satellite Radio etc



KR21101-0* KR25101-0* KR32101-0* KR22101-0* 646216-* 657028-*



AVN LCD Monitor & LCD Cluster



KR15013-S* KR15032-D* KR18003- D* KR11009-D* KR241013-0* KR34101-0*

0.8mm PITCH SMT TYPE B TO B CONNECTORS



FEATURES

- Floating type board to board connector with 0.8mm pitch, designed for using in car AVN system
- The receptacle connector is a two-piece structure that can absorb any vibration generated when a connector is integrated into a printed circuit board.

MATERIAL

Insulator	NYLON
Cover	NYLON
Terminal	Copper Alloy
Metal Fitting	Copper Alloy, Brass
Plating	Terminal : Au over Ni
	Metal Fitting : Sn

SPECIFICATION

No. of Positions	30 / 40 / 60
Pitch	0.8mm
Rated Current	0.5A
Rated Voltage	AC / DC 50V
Withstanding Voltage	AC 500Vrms/min

0.8MM PITCH B TO B CONNECTOR MATED HEIGHT

RECEPTACLE / PLUG		30P	40P		60P	
		MG 644504 (H=8.6mm)	**MG 644826** (H=4.95mm)	**MG 644760** (H=8.6mm)	**MG 645047** (H=4.95mm)	**MG 644508** (H=8.6mm)
30P	**MG 654505 R/A** (H=6.7mm)	12.0mm				
	MG 655179 (H=5.8mm)	10.8mm				
	MG 656816 (H=19.75mm)	24.9mm				
40P	**MG 655654** (H=3.7mm)		5.5mm	9.3mm		
	MG 654507 (H=5.8mm)		7.8mm	10.8mm		
	MG 654829 (H=9.65mm)		11.8mm	14.2mm		
	MG 654820 (H=19.75mm)		21.5mm	24.9mm		
60P	**MG655652** (H=9.65mm)				11.8mm	14.2mm
	MG654509 (H=19.75mm)				21.5mm	24.9mm

FLOATING B TO B CONNECTOR

KOREA ELECTRIC TERMINAL CO., LTD



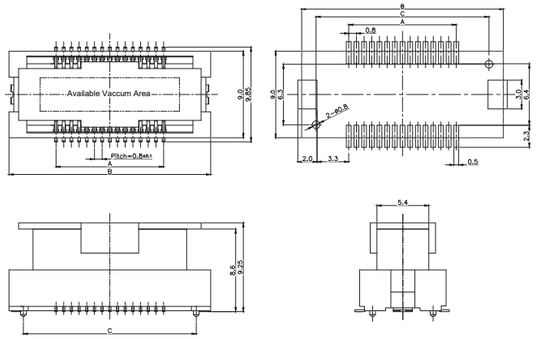

0.8mm B TO B RECEPTACLE H8.6

Part No	Pin No	A	B	C
MG 644504	30	11.2	21	18
MG 644760	40	15.2	25	22
MG 644508	60	23.2	33	30



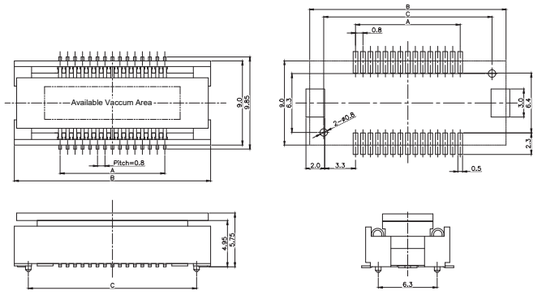

0.8mm B TO B RECEPTACLE H4.95

Part No	Pin No	A	B	C
MG 644826	40	15.2	25	22
MG 645047	60	23.2	33	30



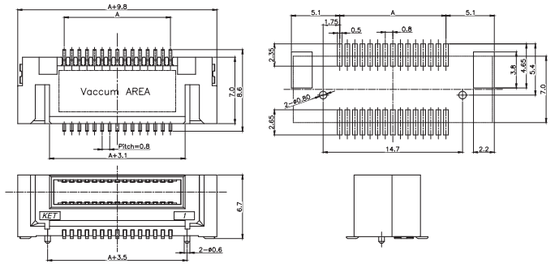

0.8mm B TO B PLUG R/A 30P H6.7

Part No	Pin No	A	B	C
MG 654505	30	11.2	21	18



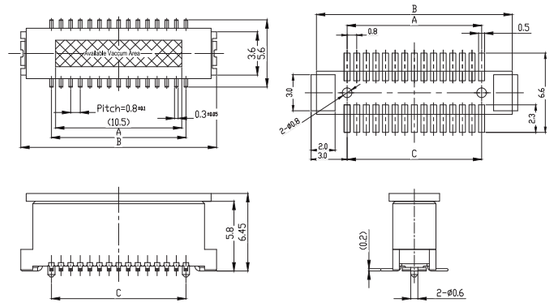

0.8mm B TO B PLUG E H5.8

Part No	Pin No	A	B	C
MG 655179	30	11.2	16.3	11.2
MG 654507	40	15.2	20.3	15.2

FLOATING B TO B CONNECTOR

KOREA ELECTRIC TERMINAL CO., LTD



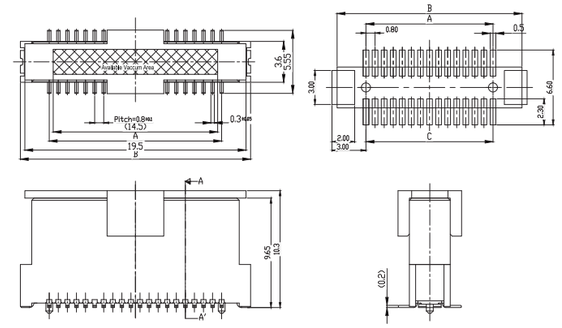

0.8mm B TO B PLUG H9.65

Part No	Pin No	A	B	C
MG 654829	40	15.2	20.3	15.2
MG 655652	60	23.2	28.3	23.2



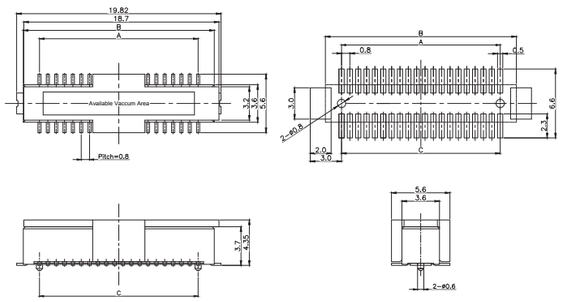

0.8mm B TO B PLUG H3.7

Part No	Pin No	A	B	C
MG 655654	40	15.2	18.3	15.2



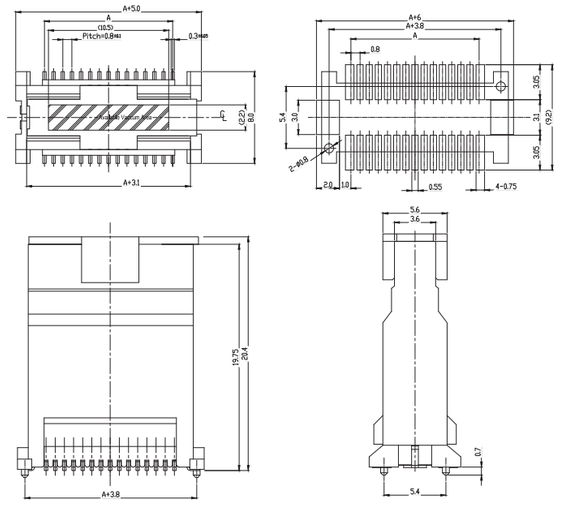

0.8mm B TO B PLUG H19.75

Part No	Pin No	A	B	C
MG 656816	30	11.2	-	-
MG 654820	40	15.2	-	-
MG 654509	60	23.2	-	-

FLOATING B TO B CONNECTOR

KOREA ELECTRIC TERMINAL CO., LTD

1.0mm PITCH SMT TYPE B TO B CONNECTORS



FEATURES

- Floating type board to board connector with 1.0mm pitch, designed for using in car AVN system
- The receptacle connector is a two-piece structure that can absorb any vibration generated when a connector is integrated into a printed circuit board.

MATERIAL

Insulator/Cover	NYLON
Terminal	Copper Alloy
Metal Fitting	Copper Alloy
Plating	Terminal : Au or Sn over Ni
	Metal Fitting : Sn

SPECIFICATION

No. of Positions	14
Pitch	1.0 mm
Rated Current	1.0A
Rated Voltage	AC / DC 125V
Withstanding Voltage	AC 500Vrms/min

1.0mm PITCH B TO B CONNECTOR MATED HEIGHT

PLUG \ RECEPTACLE	14P	14P
	MG 655722 (Au) **MG 655732** (Sn) (H=3.8mm) 	**MG 655826** (Sn) (H=7.3mm) 
14P **MG 645771** (Au) **MG 645778** (Sn) (H=5.0mm) 	5.5mm	9.0mm

FLOATING B TO B CONNECTOR

KOREA ELECTRIC TERMINAL CO., LTD



Au



Sn

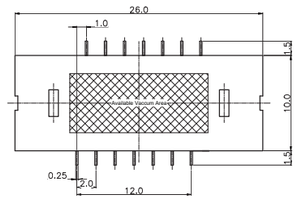

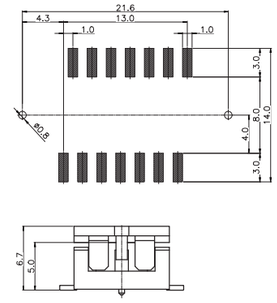

1.0mm B TO B PLUG H5.0			
Part No	**Plating**	**Part No**	**Plating**
MG 645771	Au	**MG 645778**	Sn



Au



Sn

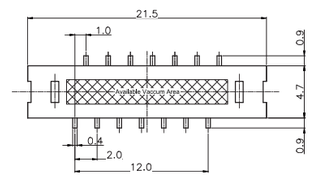

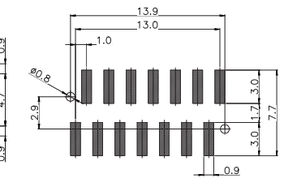

1.0mm B TO B RECEPTACLE H3.85			
Part No	**Plating**	**Part No**	**Plating**
MG 655722	Au	**MG 655732**	Sn

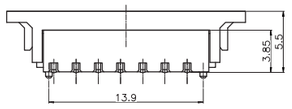





Sn

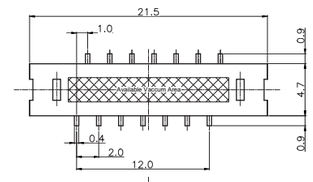

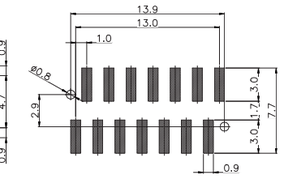

1.0mm B TO B RECEPTACLE H7.3	
Part No	**Plating**
MG 655826	Sn

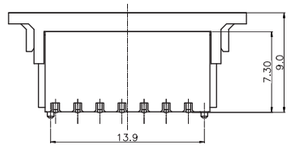

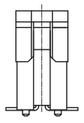

0.5mm PITCH SMT TYPE B TO B CONNECTORS

FEATURES

- ±0.6mm Max. floating in XY directions
- High speed transmission up to 6 Gbps
- Power contact rated up to 3.0 Amps/Pin
- Signal contact rated up to 0.5 Amps/Pin
- Vertical connection and parallel connection 15mm, 25mm PCB distance are available
- Excellent mating alignment with large guide posts
- RoHS compliant



SPECIFICATION

Impedance	Plug -Receptacle	100±15Ω	
	Receptacle-Plug		
TDR rise time		70ps	
Insertion Loss		IL ≥ -6dB	f ≤ 4.5GHz
Crosstalk	Near-end	CT ≤ -26dB	f ≤ 4.5GHz
	Far-end		
Eye Diagram		0.325V-VTXS	
		TJ ≤ 78.333 PS	

0.5mm PITCH B TO B CONNECTOR MATED HEIGHT

PLUG \ RECEPTACLE		40P		60P		80P	
		MG 646083 (H=6.8mm)	**MG 646279** (H=11.8mm)	**MG 646281** (H=16.8mm)	**MG 646331** (H=16.5mm)	**MG 646280** (H=11.8mm)	**MG 646084** (H=16.8mm)
40P	**MG 656914** (H=12.8mm)	15.0mm	20.0mm				
60P	**MG 657062** (H=12.8mm)			25.0mm	24.7mm		
80P	**MG 656915** (H=12.8mm)					20.0mm	25.0mm

SERIES(WAFER, PCB CONNECTOR) - 40 POSITIONS CONNECTOR(RECEPTACLE)

0.5mm B to B 40P RECEPTACLE H6.8

MG 646083



HOUSING	
- LCP	
SIGNAL TERMINAL	
- Copper Alloy : Au over Ni	
POWERL TERMINAL	
- Copper Alloy : Au/Sn over Ni	
Metal Fitting	
- Copper Alloy : Sn over Ni	

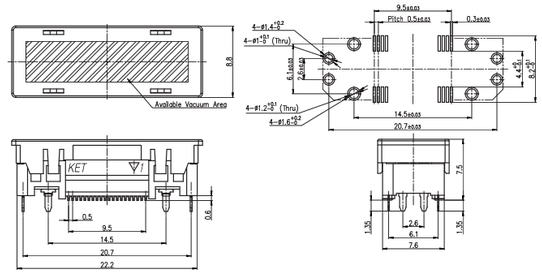

0.5mm B to B 40P RECEPTACLE H11.8

MG 646279



HOUSING	
- LCP	
SIGNAL TERMINAL	
- Copper Alloy : Au over Ni	
POWERL TERMINAL	
- Copper Alloy : Au/Sn over Ni	
Metal Fitting	
- Copper Alloy : Sn over Ni	

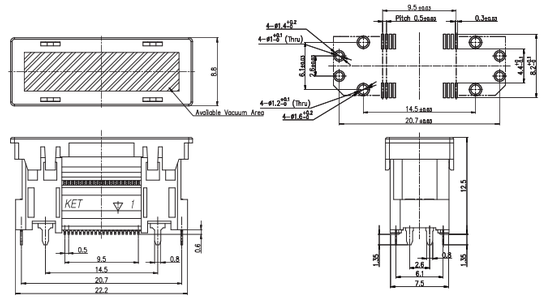

SERIES(WAFER, PCB CONNECTOR) - 40 POSITIONS CONNECTOR(PLUG)

0.5mm B TO B 40P PLUG H12.8

MG 656914



HOUSING	
- NYLON	
SIGNAL TERMINAL	
- Copper Alloy : Au over Ni	
POWERL TERMINAL	
- Copper Alloy : Au/Sn over Ni	
Metal Fitting	
- Copper Alloy : Sn over Ni	

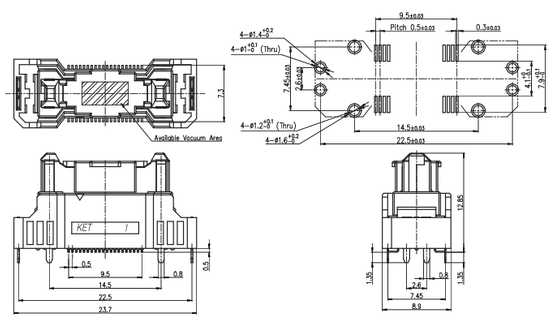

FLOTING B TO B(0.5mm)

SERIES(WAFER, PCB CONNECTOR) - 60 POSITIONS CONNECTOR(RECEPTACLE)

0.5mm B to B 60P RECEPTACLE H16.8

MG 646281



HOUSING
- LCP
SIGNAL TERMINAL
- Copper Alloy : Au over Ni
POWERL TERMINAL
- Copper Alloy : Au/Sn over Ni
Metal Fitting
- Copper Alloy : Sn over Ni

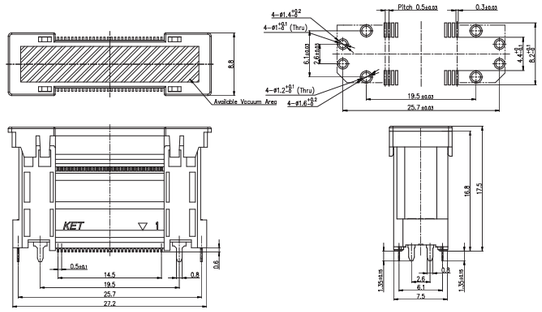

0.5mm B to B 60P RECEPTACLE H16.5

MG 646331



HOUSING
- LCP
SIGNAL TERMINAL
- Copper Alloy : Au over Ni
POWERL TERMINAL
- Copper Alloy : Au/Sn over Ni
Metal Fitting
- Copper Alloy : Sn over Ni

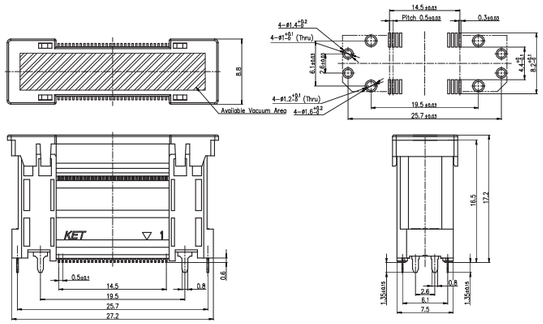

SERIES(WAFER, PCB CONNECTOR)- 60 POSITIONS CONNECTOR(PLUG)

0.5mm B TO B 60P PLUG H12.8

MG 657062



HOUSING
- NYLON
SIGNAL TERMINAL
- Copper Alloy : Au over Ni
POWERL TERMINAL
- Copper Alloy : Au/Sn over Ni
Metal Fitting
- Copper Alloy : Sn over Ni

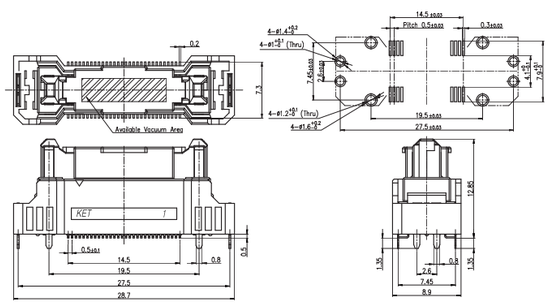

HIGH SPEED FLOATING B TO B CONNECTOR KOREA ELECTRIC TERMINAL CO., LTD

SERIES(WAFER, PCB CONNECTOR) - 80 POSITIONS CONNECTOR(RECEPTACLE)

0.5mm B to B 80P RECEPTACLE H11.8

MG 646280



HOUSING
- LCP
SIGNAL TERMINAL
- Copper Alloy : Au over Ni
POWERL TERMINAL
- Copper Alloy : Au/Sn over Ni
Metal Fitting
- Copper Alloy : Sn over Ni

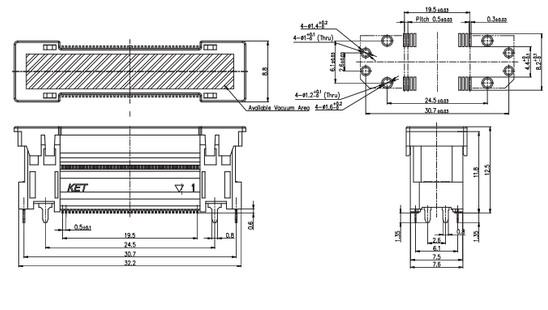

0.5mm B to B 80P RECEPTACLE H16.8

MG 646084



HOUSING
- LCP
SIGNAL TERMINAL
- Copper Alloy : Au over Ni
POWERL TERMINAL
- Copper Alloy : Au/Sn over Ni
Metal Fitting
- Copper Alloy : Sn over Ni

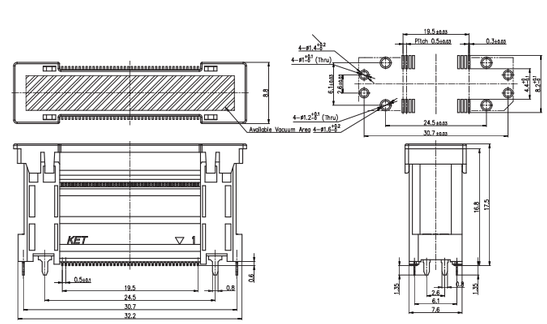

SERIES(WAFER, PCB CONNECTOR)- 80 POSITIONS CONNECTOR(PLUG)

0.5mm B TO B 80P PLUG H12.8

MG 656915



HOUSING
- NYLON
SIGNAL TERMINAL
- Copper Alloy : Au over Ni
POWERL TERMINAL
- Copper Alloy : Au/Sn over Ni
Metal Fitting
- Copper Alloy : Sn over Ni

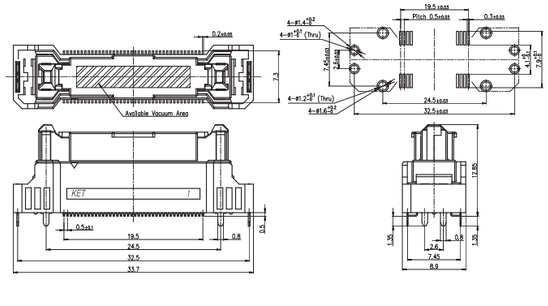

FAKRA(FACHKREIS AUTOMOBIL) CONNECTOR FOR AUTOMOTIVE SYSTEM

OUTLINE

▶ KET FAKRA connectors are used as standard interfaces for automotive frequency applications such as radio antenna, AVN GPS navigation, DAM, DMB, Bluetooth applications, WI-FI, satellite, radio, distance control, air pressure control etc.

SPECIFICATION

Frequency range	DC 3GHz / 6GHz / 9GHz
Impedance	50Ω
V.S.W.R.	1.4(≤2GHz) / 1.5(≤2~3GHz)
Insertion loss	0.3dB(≤3GHz)
Contact current	≤1A DC
Rating Voltage	≤60V DC
Temperature Range	-40℃ ~ 85℃



MATERIAL

WIRE CONNECTOR 	**HOUSING**	Engineering Plastic
	INSULATOR	Engineering Plastic
	OUTER CONTACT	Copper Alloy ; Sn or Ni
	INNER CONTACT	Copper Alloy ; Au
PCB CONNECTOR 	**HOUSING**	Engineering Plastic
	INSULATOR	Engineering Plastic
	OUTER CONTACT	Copper Alloy ; Sn or Ni
	INNER CONTACT	Copper Alloy Au or Sn

FAKRA KOREA ELECTRIC TERMINAL CO., LTD

CODING

CODING		JACK		PLUG		COLOR / RAL-Nr
		SINGLE	DUAL	SINGLE	DUAL	
A	**Radio without phantom supply**					Black / 9005
B	**Radio without phantom supply**					White / 9001
C	**GPS : telematics or navigation**					Blue / 5005
D	**GSM Cellular phone**					Bordeaux Violet/4004
E	**TV 1**					Green / 6002
F	**TV 2**					Brown / 8011
G	**Remote control keyless entry**					Gray / 7031
H	**GPS : telematics and navigation**					Violet / 4003
I	**Radio controlled parking heating**					Beige /1001
K	**Radio with IF**					Curry / 1027
L	**Not defined**					Carmine Red / 3002
M	**Not defined**					Pastel Orange/ 2003
N	**Not defined**					Pastel Green / 6019
Z	**Neutral coding**					Water blue / 5021

FAKRA

SERIES(JACK CONNECTOR)

JACK (STRAIGHT, 2'nd LOCK) * : CABLE OPTION		
SINGLE	**PART NAME & No.**	**APPLICABLE CABLE**
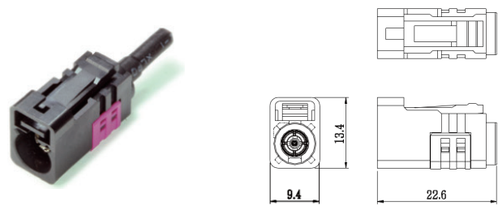	STRAIGHT SINGLE JACK **KR21101-0*** (* CODING)	RG316A RG316 1.5DS RG58LL
DUAL	**PART NAME & No.**	**APPLICABLE CABLE**
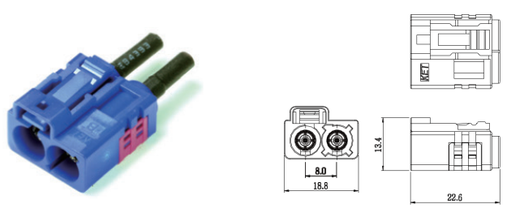	STRAIGHT DUAL JACK **KR22101-0*** (* CODING)	RG316A RG316 1.5DS RG58LL

SERIES(PLUG CONNECTOR)

PLUG (STRAIGHT, 2'nd LOCK) * : CABLE OPTION		
SINGLE	**PART NAME & No.**	**APPLICABLE CABLE**
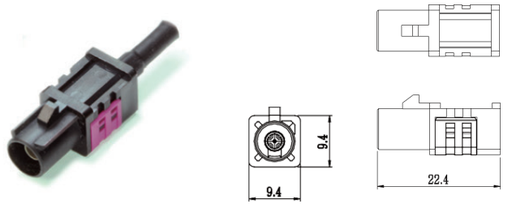	STRAIGHT SINGLE PLUG **KR31101-0*** (* CODING)	RG 316A RG 316 1.5DS RG58LL
DUAL	**PART NAME & No.**	**APPLICABLE CABLE**
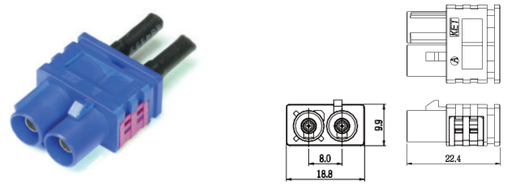	STRAIGHT DUAL PLUG **KR32101-0*** (* CODING)	RG 316A RG 316 1.5DS RG58LL

FAKRA

KOREA ELECTRIC TERMINAL CO., LTD

FAKRA CONNECTOR FOR AUTOMOTIVE SYSTEM

JACK/PLUG COMPOSITION

SPECIFICATION

Frequency range	DC 3GHz / 6GHz
Impedance	50Ω
V.S.W.R.	1.4(≤2GHz) / 1.5(≤2~3GHz)
Insertion loss	0.3dB(≤3GHz)
Contact current	≤1A DC



JACK/PLUG COMPOSITION

Ø3.0 STRAIGHT JACK			MATERIAL	Ø3.0 STRAIGHT PLUG		
	Description	**Part No.**			**Description**	**Part No.**
	FAKRA ST SINGLE JACK HSG FAKRA ST DUAL JACK HSG	**KR21101-0*[Coding]** **KR22101-0*[Coding]**	PBT		FAKRA ST SINGLE PLUG HSG FAKRA ST DUAL PLUG HSG	**KR31101-0*[Coding]** **KR32101-0*[Coding]**
	FAKRA STRAIGHT JACK OUTER CONTACT	**[KR20201-20]**	Brass ; Ni		FAKRA STRAIGHT PLUG OUTER CONTACT	**[KR30201-20]**
	FAKRA STRAIGHT JACK TERMINAL (Ø3.0)	**[KR20301-20]**	Copper Alloy ; Au		FAKRA STRAIGHT PLUG TERMINAL (Ø3.0)	**[KR30301-20]**
	FAKRA HARNESS SLEEVE (Ø3.0)	**[KR00401-20]**	Brass ; Ni		FAKRA HARNESS SLEEVE (Ø3.0)	**[KR00401-20]**

JACK/PLUG COMPOSITION

Ø5.0 STRAIGHT JACK			MATERIAL	Ø5.0 STRAIGHT PLUG		
	Description	**Part No.**			**Description**	**Part No.**
	FAKRA ST SINGLE JACK HSG FAKRA ST DUAL JACK HSG	**KR21101-0*[Coding]** **KR22101-0*[Coding]**	PBT		FAKRA ST SINGLE PLUG HSG FAKRA ST DUAL PLUG HSG	**KR31101-0*[Coding]** **KR32101-0*[Coding]**
	FAKRA STRAIGHT JACK OUTER CONTACT	**[KR20201-30]**	Brass ; Ni		FAKRA STRAIGHT PLUG OUTER CONTACT	**[KR30201-30]**
	FAKRA STRAIGHT JACK TERMINAL (Ø5.0)	**[KR20301-30]**	Copper Alloy ; Au		FAKRA STRAIGHT PLUG TERMINAL (Ø5.0)	**[KR30301-30]**
	FAKRA HARNESS SLEEVE (Ø5.0)	**[KR00401-30]**	Brass ; Ni		FAKRA HARNESS SLEEVE (Ø5.0)	**[KR00401-30]**

JACK/PLUG COMPOSITION

Ø3.0 PRESS STRAIGHT JACK			MATERIAL	Ø3.0 PRESS STRAIGHT PLUG		
	Description	**Part No.**			**Description**	**Part No.**
	FAKRA ST SINGLE JACK HSG FAKRA ST DUAL JACK HSG	**KR21101-0*[Coding]** **KR22101-0*[Coding]**	PBT		FAKRA ST SINGLE PLUG HSG FAKRA ST DUAL PLUG HSG	**KR31101-0*[Coding]** **KR32101-0*[Coding]**
	FAKRA STRAIGHT JACK OUTER CONTACT	**[KR20203-20]**	Copper Alloy ; Sn		FAKRA STRAIGHT PLUG OUTER CONTACT	**[KR30202-20]**
	FAKRA STRAIGHT JACK TERMINAL (Ø3.0)	**[KR20301-20]**	Copper Alloy ; Au		FAKRA STRAIGHT PLUG TERMINAL (Ø3.0)	**[KR30301-20]**
	FAKRA SUB SLEEVE II	**[KR00408-20]**	Copper Alloy ; Sn		FAKRA SUB SLEEVE II	**[KR00408-20]**

FAKRA

FAKRA CONNECTOR FOR AUTOMOTIVE SYSTEM

SERIES(ANGLE CONNECTOR)

SPECIFICATION



Frequency range	DC 3GHz
Impedance	50Ω
V.S.W.R.	1.4(≤2GHz) / 1.5(≤2~3GHz)
Insertion loss	0.3dB(≤3GHz)
Contact current	≤1A DC

ASS'Y

ANGLE JACK (2'nd LOCK) * : CABLE OPTION		
SINGLE	PART NAME & No.	APPLICABLE CABLE
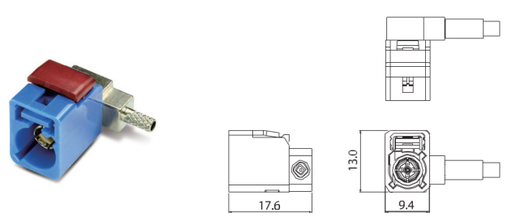	ANGLE JACK III **KR25101-0*** (* CODING)	RG 316A RG 316 1.5DS

JACK COMPOSITION

Ø3.0 ANGLE JACK			MATERIAL	Ø5.0 ANGLE JACK		
	Description	Part No.			Description	Part No.
	FAKRA ANGLE JACK HSG	**KR25101-0* [Coding]**	PBT		FAKRA ANGLE JACK HSG	**KR25101-0* [Coding]**
	FAKRA ANGLE JACK III OUTER CONTACT	**[KR25200-20]**	Brass ; Ni		FAKRA ANGLE JACK OUTER CONTACT (Ø5.0)	**[KR25201-30]**
	FAKRA ANGLE JACK III CLIMP TML	**[KR25700-20]**	Copper Alloy ; Au		FAKRA ANGLE JACK II CLIMP TML (Ø5.0)	**[KR25701-30]**
	FAKRA HARNESS SLEEVE II	**[KR00409-20]**	Brass ; Ni		FAKRA HARNESS SLEEVE (Ø5.0)	**[KR00401-30]**
	FAKRA ANGLE JACK CAP	**[KR00601-00]**	Brass ; Ni		FAKRA ANGLE JACK CAP	**[KR00601-00]**

FAKRA

KOREA ELECTRIC TERMINAL CO., LTD

FAKRA CONNECTOR FOR AUTOMOTIVE SYSTEM

SERIES(PCB CONNECTOR)

SPECIFICATION



Frequency range	DC 3GHz
Impedance	50Ω
V.S.W.R.	1.4(≤2GHz) / 1.5(≤2~3GHz)
Insertion loss	0.3dB(≤3GHz)
Contact current	≤1A DC

ASS'Y

PCB CONNECTOR	PART NAME & No.	PCB PATTERN
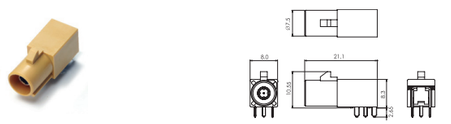	WAFER ASSY **KR15001-D*** (*CODING)	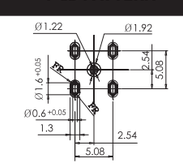
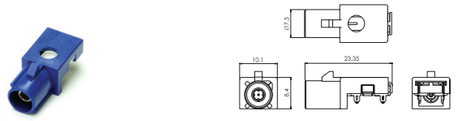	WAFER SMD ASSY **KR15001-S*** (*CODING)	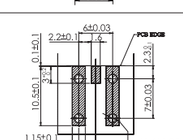

SERIES(PCB CONNECTOR)

SPECIFICATION



Frequency range	DC 3GHz / 6GHz
Impedance	50Ω
V.S.W.R.	1.4(≤2GHz) / 1.5(≤2~3GHz)
Insertion loss	0.3dB(≤3GHz)
Contact current	≤1A DC

ASS'Y

PCB CONNECTOR	PART NAME & No.	PCB PATTERN
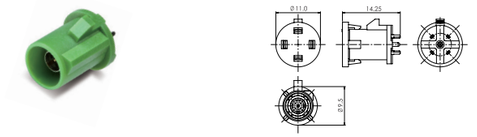	VRT WAFER ASSY **KR11001-D*** (*CODING)	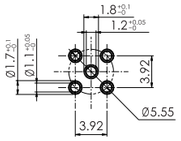
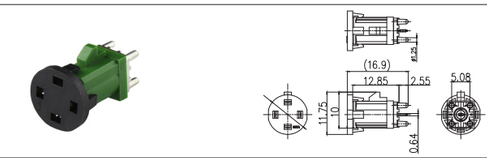	VRT WAFER H12.85 ASSY **KR11009-D*** (*CODING)	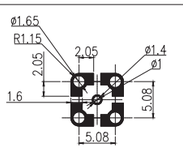

FAKRA

FAKRA CONNECTOR FOR AUTOMOTIVE SYSTEM

SERIES(PCB CONNECTOR)

SPECIFICATION

Frequency range	DC 6GHz
Impedance	50Ω
V.S.W.R.	1.4(≤2GHz) / 1.5(≤2~3GHz)
Insertion loss	0.3dB(≤3GHz)
Contact current	≤1A DC



ASS'Y

PCB CONNECTOR	PART NAME & No.	PCB PATTERN
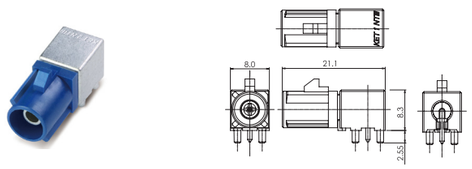	NT WAFER III ASSY **KR15015-D*** (*CODING)	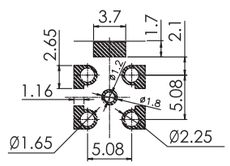
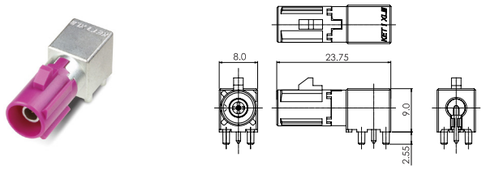	XL WAFER III ASSY **KR15012-D*** (*CODING)	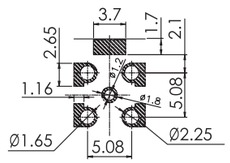
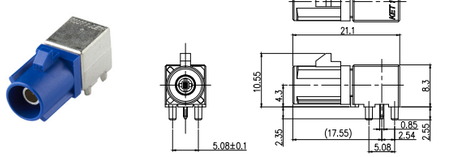	NT WAFER IV ASSY **KR15026-D*** (*CODING)	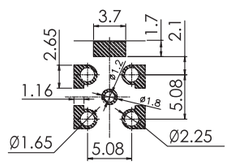
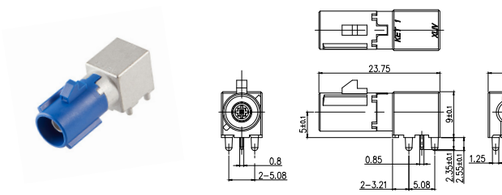	XL WAFER IV ASSY **KR15032-D*** (*CODING)	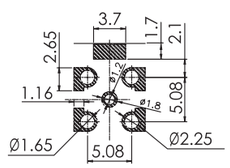
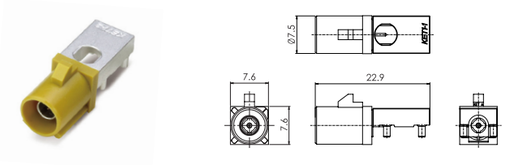	SD WAEFR II 1P ASSY **KR15013-S*** (*CODING)	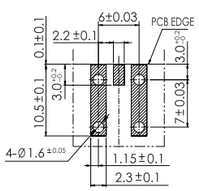

FAKRA

KOREA ELECTRIC TERMINAL CO., LTD

FAKRA CONNECTOR FOR AUTOMOTIVE SYSTEM

SERIES(PCB CONNECTOR)

SPECIFICATION

Frequency range	DC 6GHz
Impedance	50Ω
V.S.W.R.	1.4(≤2GHz) / 1.5(≤2~3GHz)
Insertion loss	0.3dB(≤3GHz)
Contact current	≤1A DC



ASS'Y

PCB CONNECTOR	PART NAME & No.	PCB PATTERN
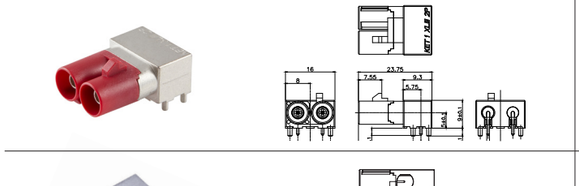	XL WAFER III 2P ASSY **KR16003-D*** (*CODING)	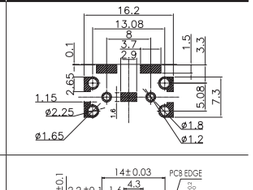
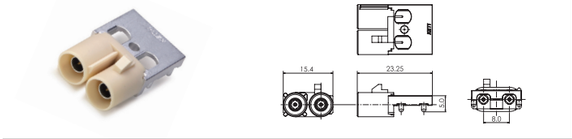	SD WAFER II 2P ASSY **KR16002-S*** (*CODING)	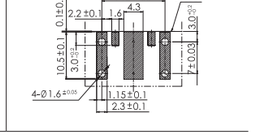

SERIES(PCB CONNECTOR)

SPECIFICATION

Frequency range	DC 5.8GHz
Impedance	50Ω
V.S.W.R.	1.4(≤2GHz)/1.5(≤2~3GHz)
Insertion loss	0.3dB(≤3GHz)
Contact current	≤1A DC



ASS'Y

PCB CONNECTOR(ETCS PART)	PART NAME & No.	PCB PATTERN
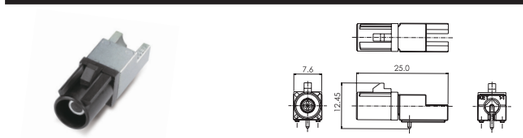	HL25 WAFER III ASSY **KR15023-D*** (*CODING)	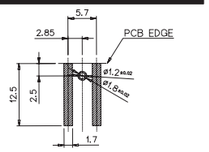
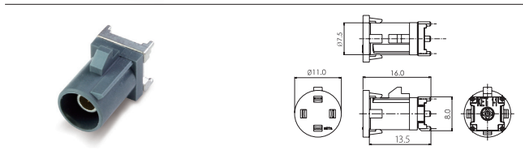	VH13.5 WAFER ASSY **KR11006-D*** (*CODING)	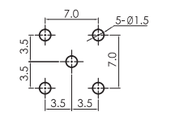

FAKRA

FAKRA CONNECTOR FOR AUTOMOTIVE SYSTEM

SERIES(WP FAKARA CONNECTOR)

SPECIFICATION

Frequency range	DC 3GHz
Impedance	50Ω
V.S.W.R.	1.4(≤2GHz) / 1.5(≤2~3GHz)
Insertion loss	0.3dB(≤3GHz)
Contact current	≤1A DC



ASS'Y

WP FAKRA (STRAIGHT, 2'nd LOCK) * : CABLE OPTION			
JACK/PLUG		PART NAME & No.	APPLICABLE CABLE
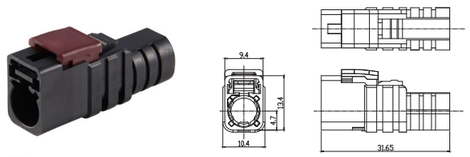		WP FAKRA STRAIGHT JACK **KR41101-0*** (*CODING)	RG 316S RG 316D 1.5DS
	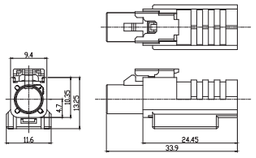	WP FAKRA STRAIGHT PLUG **KR51101-0*** (*CODING)	RG 316S RG 316D 1.5DS

JACK/PLUG COMPOSITION

WP STRAIGHT JACK			MATERIAL	WP STRAIGHT PLUG		
	Description	Part No.			Description	Part No.
	WP FAKRA STRAIGH JACK HSG	**[KR41101-0*]** *CODING	PBT		WP FAKRA STRAIGH PLUG HSG	**[KR51101-0*]** *CODING
	WP FAKRA STRAIGHT JACK OUTER CONTACT	**[KR41201-20]**	Brass ; Ni		WP FAKRA STRAIGHT PLUG OUTER CONTACT	**[KR51201-20]**
	FAKRA STRAIGHT JACK TERMINAL (Ø3.0)	**[KR20301-20]**	Copper Alloy ; Au		FAKRA STRAIGHT PLUG TERMINAL (Ø3.0)	**[KR30301-20]**
	WP FAKRA SLEEVE (Ø3.0)	**[KR00402-20]**	Brass ; Ni		WP FAKRA SLEEVE (Ø3.0)	**[KR00402-20]**
	WP FAKRA STRAIGHT WIRE SEAL (Ø3.0)	**[KR00801-20]**	Silicone		WP FAKRA STRAIGHT WIRE SEAL (Ø3.0)	**[KR00801-20]**
	WP FAKRA Wire Seal (RG316S)	**[KR00802-00]**	Silicone		WP FAKRA Wire Seal (RG316S)	**[KR00802-00]**

FAKRA

KOREA ELECTRIC TERMINAL CO., LTD

FAKRA CONNECTOR FOR AUTOMOTIVE SYSTEM

SERIES(WP II FAKRA CONNECTOR)

SPECIFICATION

Frequency range	DC 6GHz
Impedance	50Ω
V.S.W.R.	1.4(≤2GHz) / 1.5(≤2~3GHz)
Insertion loss	0.3dB(≤3GHz)
Contact current	≤1A DC



ASS'Y

WP II FAKRA (2'nd LOCK) * : CABLE OPTION			
JACK		PART NAME & No.	APPLICABLE CABLE
	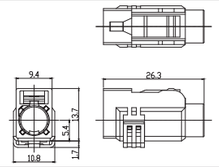	WP FAKRA II STRAIGHT JACK **KR21104-0*** (*CODING)	RG 316S RG 316D 1.5DS
	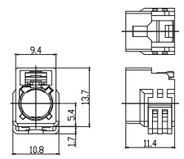	WP FAKRA II ANGLE JACK **KR25103-0*** (*CODING)	RG 316S RG 316D 1.5DS

JACK COMPOSITION

WP II STRAIGHT JACK			MATERIAL	WP II ANGLE JACK		
	Description	Part No.			Description	Part No.
	WP FAKRA II STRAIGH JACK HSG	**[KR21104-0*]** *CODING	PBT		WP FAKRA II ANGLE JACK HSG	**[KR25103-0*]** *CODING
	WP FAKRA II STRAIGHT JACK OUTER CONTACT	**[KR41203-20]**	Brass ; Ni		WP FAKRA II ANGLE JACK OUTER CONTACT	**[KR45201-20]**
	FAKRA STRAIGHT JACK TERMINAL (Ø3.0)	**[KR20301-20]**	Copper Alloy ; Au		WP FAKRA II ANGLE JACK CLIMP TERMINAL (Ø3.0)	**[KR30000-20]**
	WP FAKRA II WIRE SEAL	**[KR00804-20]**	Silicone		WP FAKRA II WIRE SEAL	**[KR00804-20]**
	WP FAKRA II WIRE SLEEVE	**[KR00410-20]**	Brass ; Ni		WP FAKRA II WIRE SLEEVE	**[KR00410-20]**
			Silicone		WP FAKRA II ANGLE JACK GASKET	**[KR00603-20]**
			Brass ; Ni		WP FAKRA II ANGLE JACK CAP	**[KR00604-20]**

FAKRA CONNECTOR FOR AUTOMOTIVE SYSTEM

SERIES(MTC6 CONNECTOR)

SPECIFICATION

Frequency range	DC 6GHz
Impedance	50Ω
V.S.W.R.	1.4(≤2GHz)/1.5(≤2~3GHz)
Insertion loss	0.3dB(≤3GHz)
Contact current	≤1A DC





ASS'Y

MTC6 CONNECTOR (STRAIGHT, 2'nd LOCK) * : CABLE OPTION			MATERIAL	APPLICABE CABLE
	Description	Part No.		
	MTC6 4F HSG [*CODING]	**KR24101-0***	PBT	RG316S RG316D 1.5DS
	MTC6 Ø3 F SHELL	**665966**	Copper Alloy ; Pre-Tin	
	025 RF STRAIGHT FEMALE TML	**731470-G**	Phos Bronze ; Au+Sn	
	FAKRA SUB SLEEVE II	**KR00408-20**	Brass ; Sn	

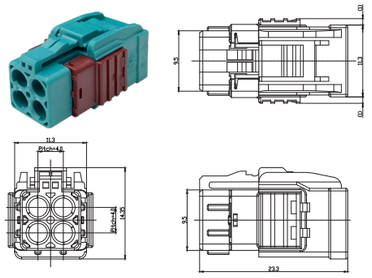

MTC6 4P PCB	PART NAME & No.	PCB PATTERN
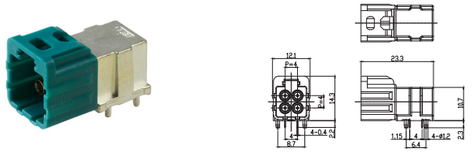	MTC6 4P ASSY **KR18001-D*** (*CODING)	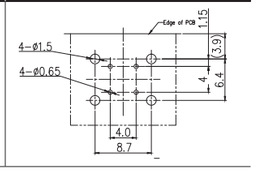

CODING

CODING	JACK QUAD	PLUG QUAD	COLOR / RAL-Nr	CODING	JACK QUAD	PLUG QUAD	COLOR / RAL-Nr
A			Black / 9005	H			Violet / 4003
B			White / 9001	I			Beige /1001
C			Blue / 5005	K			Curry / 1027
D			Bordeaux Violet / 4004	L			Carmine Red / 3002
E			Green / 6002	M			Pastel Orange/ 2003
F			Brown / 8011	N			Pastel Green / 6019
G			Gray / 7031	Z			Water blue / 5021

FAKRA KOREA ELECTRIC TERMINAL CO., LTD

FAKRA CONNECTOR FOR AUTOMOTIVE SYSTEM

SERIES(MINI FAKRA)

SPECIFICATION

Frequency range	DC 6GHz
Impedance	50Ω
V.S.W.R.	1.4(≤2GHz)/1.5(≤2~3GHz)
Insertion loss	0.3dB(≤3GHz)
Contact current	≤1A DC







ASS'Y

MINI FAKRA CONNECTOR (STRAIGHT, 2'nd LOCK) * : CABLE OPTION			MATERIAL	APPLICABE CABLE
	Description	Part No.		
	MINI FAKRA 4F HSG	**KR24103-0***	PBT	RG316S RG316D 1.5DS DACAR462 RG174
	MINI FAKRA Ø3F SHELL	**731576-3**	Copper Alloy ; Pre-Tin	
	025 RF ST FEMALE TML	**731470-G**	Phos Bronze ; Au+Sn	
	FAKRA SUB SLEEVE II	**KR00408-20**	Brass ; Sn	
	MINI FAKRA 4M HSG	**KR34101-0***	PBT	
	MINI FAKRA Ø3M SHELL	**741464-3**	Copper Alloy ; Pre-Tin	
	MTC MALE TML (Ø3)	**741425-G**	Phos Bronze ; Au+Sn	
	FAKRA SUB SLEEVE II	**KR00408-20**	Brass ; Sn	

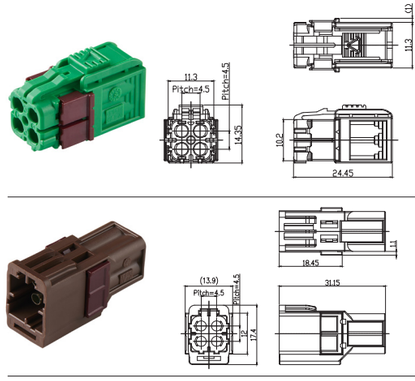

MINI FAKRA 4P PCB	PART NAME & No.	PCB PATTERN
	MINI FAKRA 4P ASSY **KR18003-D*** (*CODING)	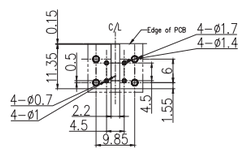

CODING

CODING	JACK QUAD	PLUG QUAD	COLOR / RAL-Nr	CODING	JACK QUAD	PLUG QUAD	COLOR / RAL-Nr
A			Black / 9005	H			Violet / 4003
B			White / 9001	I			Beige / 1001
C			Blue / 5005	K			Curry / 1027
D			Bordeaux Violet / 4004	L			Carmine Red / 3002
E			Green / 6002	M			Pastel Orange / 2003
F			Brown / 8011	N			Pastel Green / 6019
G			Gray / 7031	Z			Water blue / 5021

FAKRA

FAKRA CONNECTOR FOR AUTOMOTIVE SYSTEM

SERIES(MFC40)

SPECIFICATION

Frequency range	DC 9GHz
Impedance	50Ω
V.S.W.R.	1.4(≤2GHz) / 1.5(≤2~3GHz)
Insertion loss	0.3dB(≤3GHz)
Contact current	≤1A DC





ASS'Y

MFC40 4P PCB	PART NAME & No.	PCB PATTERN
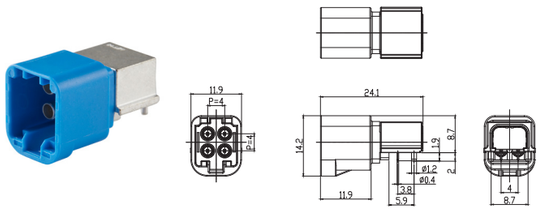	MFC40 4P ASSY **KR18006-D*** (*CODING)	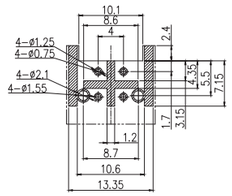
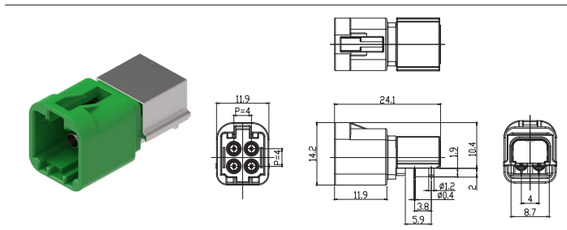	MFC40 4P TOP LOCK ASSY **KR18009-D*** (*CODING)	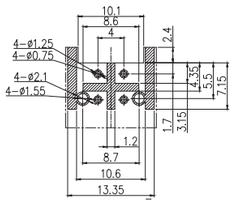

CODING

CODING	PLUG QUAD	COLOR / RAL-Nr	CODING	PLUG QUAD	COLOR / RAL-Nr
A		Jet Black / 9005	D		Claret Violet/4004
B		Pure White / 9010	E		May Green / 6002
C		Light Blue / 5012	F		Nut Brown / 8011

MTC

MTC(MID-RANGE TRANSFER COAXIAL) CONNECTOR FOR AUTOMOTIVE SYSTEM

OUTLINE

▶ KET MTC connectors are used as standard interfaces for automotive frequency applications such as radio antenna, GPS navigation, DMB, Bluetooth applications, WI-FI, satellite, radio, distance control, air pressure control etc.



SPECIFICATION

Frequency range	DC 3GHz
Impedance	50Ω
V.S.W.R.	1.4(≤2GHz) / 1.5(≤2~3GHz)
Insertion loss	0.3dB(≤3GHz)
Contact current	≤1A DC
Rating Voltage	≤60V DC
Temperature Range	-40℃ ~ 85℃

MATERIAL

WIRE CONNECTOR 	HOUSING	Engineering Plastic
	INSULATOR	Engineering Plastic
	OUTER CONTACT	Copper Alloy ; Sn
	INNER CONTACT	Copper Alloy ; Au + Sn

PIN LAYOUT

● Ø3 Cable ● Ø5 Cable

Pin No.		1P	2P	3P	4P
Cable Config.	FEMALE				
	MALE				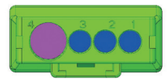

※ Ø5 Cable Hole is compatible with Ø3 Shell and Ø5 Shell

CODING (2: BLUE / 5 : GREEN)

Pin No.		FEMALE	MALE	COLOR
1P	BLUE			●
	GREEN			●

Pin No.		FEMALE	MALE	COLOR
2P	BLUE			●
	GREEN			●

Pin No.		FEMALE	MALE	COLOR
3P	BLUE			●
	GREEN			●

Pin No.		FEMALE	MALE	COLOR
4P	BLUE			●
	GREEN			●

MTC

MTC CONNECTOR FOR AUTOMOTIVE SYSTEM

SPECIFICATION

Frequency range	DC 3GHz
Impedance	50Ω
V.S.W.R.	1.4(≤2GHz) / 1.5(≤2~3GHz)
Insertion loss	0.3dB(≤3GHz)
Contact current	≤1A DC



ASS'Y

MTC (STRAIGHT, 2'nd LOCK) * : CABLE OPTION				
MTC 1F	**PART NAME & No.**	**MTC 1M**	**PART NAME & No.**	**APPLICABLE CABLE**
	MTC 1F HSG ASSY **657041-*** (* CODING)		MTC 1M HSG ASSY **646232-*** (* CODING)	RG 316 1.5DS
MTC 2F	**PART NAME & No.**	**MTC 2M**	**PART NAME & No.**	**APPLICABLE CABLE**
	MTC 2F HSG ASSY **657042-*** (* CODING)		MTC 2M HSG ASSY **646231-*** (* CODING)	RG 316 1.5DS RG58LL(Ø5.0)
MTC 3F	**PART NAME & No.**	**MTC 3M**	**PART NAME & No.**	**APPLICABLE CABLE**
	MTC 3F HSG ASSY **657040-*** (* CODING)	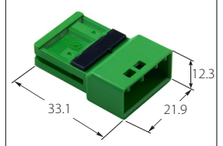	MTC 3M HSG ASSY **646229-*** (* CODING)	RG 316 1.5DS RG58LL(Ø5.0)
MTC 4F	**PART NAME & No.**	**MTC 4M**	**PART NAME & No.**	**APPLICABLE CABLE**
	MTC 4F HSG ASSY **657028-*** (* CODING)	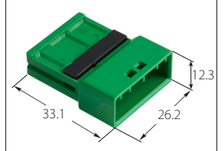	MTC 4M HSG ASSY **646216-*** (* CODING)	RG 316 1.5DS RG58LL(Ø5.0)

MTC

KOREA ELECTRIC TERMINAL CO., LTD

COMPOSITION

	MTC FEMALE			MATERIAL	MTC MALE		
	Picture	**Description**	**Part No.**		**Picture**	**Description**	**Part No.**
Ø3.0		MTC Ø3F SHELL ASSY	**665920**	Brass ; Sn		MTC Ø3M SHELL ASSY	**665918**
		025RF ST FEMAEL TM'L	**731470-G**	Copper Alloy ; Au over Ni		MTC Ø3M TM'L	**741425-G**
		FAKRA SUB SLEEVE II	**KR00408-20**	Brass ; Sn		FAKRA SUB SLEEVE II	**KR00408-20**
Ø5.0		MTC Ø5F SHELL ASSY	**665919**	Brass ; Sn		MTC Ø5M SHELL ASSY	**665917**
		MTC Ø5F TM'L	**731505-G**	Copper Alloy ; Au over Ni		MTC Ø5M TM'L	**741426-G**
		MTC Ø5 SLEEVE	**603684**	Brass ; Ni		MTC Ø5 SLEEVE	**603684**











ELECTRONIC CONNECTOR

In the 21st century, telecommunication technology will make national boundaries meaningless and create a single faster and more convenient world. Growing out of a ‘connector’ maker, KET now entertains dream to leap forward to become a comprehensive component producer in the 21st century by adding a group of telecommunication-related goods to its product list as a strategic business.The components for optical and mobile communications that KET is currently manufacturing will make great contribution to creating a more convenient world.

KET

P-LOCK CONNECTOR

FEATURES

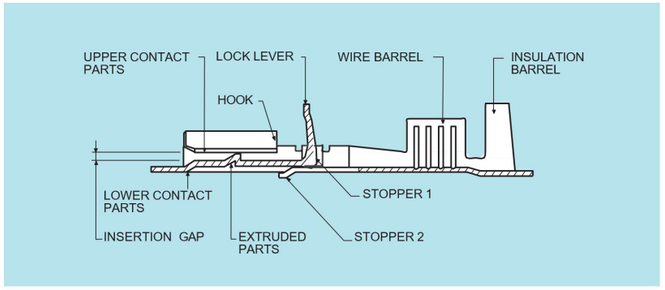

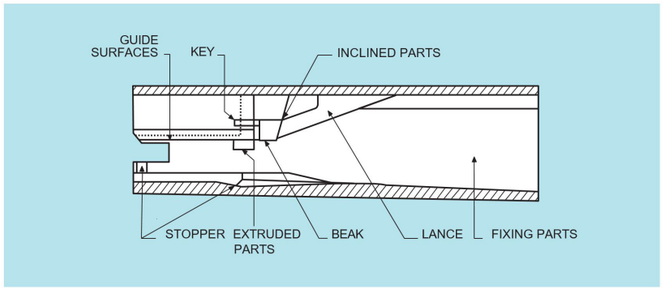

SPECIFICATION

	110 P-LOCK	187 P-LOCK	250 P-LOCK
VOLTAGE RATING	300 V/AC(Dielectric Strength:2,000V/min)		
CONTACT RESISTANCE	3mΩmax (Initial) 6mΩmax (Final)		
OPERATING TEMPERATURE	- 40℃ ~105℃(Temp. Rise Test)		
TERMINAL LOCKING FORCE	5.0Kg min	6.0Kg min	8.0Kg min
INSULATION RESISTANCE	1,000MΩ min		

P-LOCK CONNECTOR

KOREA ELECTRIC TERMINAL CO., LTD

P-LOCK CONNECTOR

- Built-in positive locking device assures a good connection.
- Improve electrical functions through expanded contact area.
- Quick and easy assembly/disassembly.
- Minimize a poor tab assembly with inner stopper structure.



HOUSING, TERM' FEATURES

1. When terminals are connected.

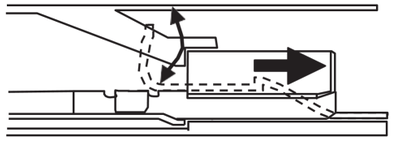

▶ Condition of receiver terminals contained within housings.

2. When terminals are disassembled.

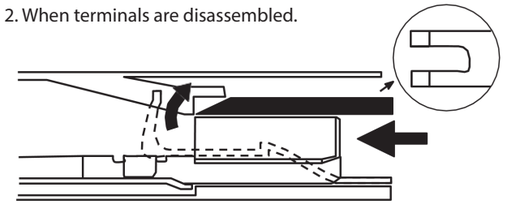

▶ Jig is inserted in arrow direction, and receiver terminals are removed after lowering lance in arrow direction, when removing receiver terminals from housings.

LOCKING MECHANISM

1. When terminals are connected.

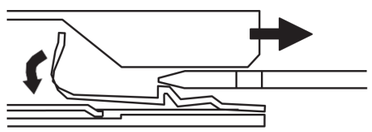

▶ Condition of receiver terminals contained within housings.

2. Locking condition

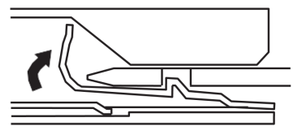

▶ Complete insertion of terminals and tabs Lever rises in arrow direction.

3. Connector disassembly

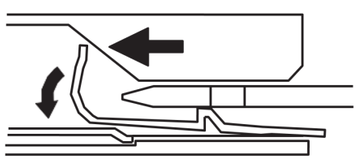

▶ Initial condition when housings disassembled from connected condition. Lever descends in arrow direction.

4. Disassembled condition

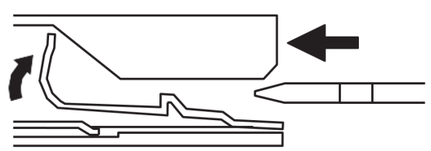

▶ Completely disassembled condition lever returns to original location.

P-LOCK CONNECTOR

KOREA ELECTRIC TERMINAL CO., LTD

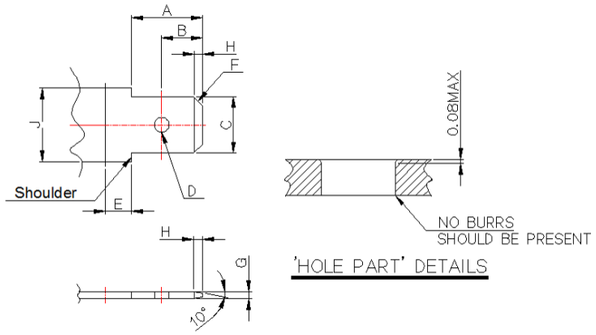

TAB SIZE	250 P - LOCK	187 P - LOCK
A	7.95 ±0.15	6.35 ±0.15
B	4.5 ±0.20	3.2 ±0.20
C	6.3 ±0.10	4.8 ±0.10
D	Ø1.6 +0.4 / -0	Ø1.3 +0.2 / -0
E	2.9 MIN.	2.5 MIN.
F	C1.0 ±0.10	C1.0 ±0.10
G	0.8 ±0.02	0.5 ±0.02
H	0.9 ±0.10	0.9 ±0.10
J	7.3 MIN.	5.4 MIN.

A



B



C

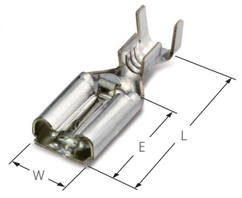

D

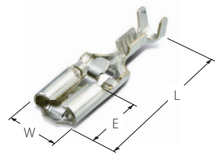

250 TERMINAL(SLEEVE TYPE)

Part No.	Wire Range		Material	Dimension(mm)			Type
	AWG	mm²	Finish	L	E	W	
⚠ ST 730619-3	22-18	0.31-0.89	Brass Pre-Tin	22.8	6.5	7.6	A
⚠ ST 730620-3	18-14	0.76-2.09					
⚠ ST 730621-3	12 10	3.10-5.4					
ST 731018-3	20+20 18+18	0.5+0.5 0.76+0.76					
ST 730598-3	18-14	0.75-2.27		19.4	8.2		B
ST 731451-3M	18-16	0.76-1.38		19.6	8.7	7.65	C

187 TERMINAL(SLEEVE TYPE)

Part No.	Wire Range		Material	Dimension(mm)			Type
	AWG	mm²	Finish	L	E	W	
⚠ ST 730678-3	24-20	0.22-0.5	Brass Pre-Tin	19.2	5.0	5.6	D
⚠ ST 730710-3	24-20	0.22-0.5			6.3		
⚠ ST 730679-3	18-16	0.76-1.28			5.0		
⚠ ST 730711-3	18-16	0.76-1.28			6.3		
⚠ ST 730680-3	18+18 20+16 18+16 16+16	0.76-2.09			5.0		
⚠ ST 730712-3	18-14	0.76-2.09			6.3		

P-LOCK CONNECTOR

KOREA ELECTRIC TERMINAL CO., LTD

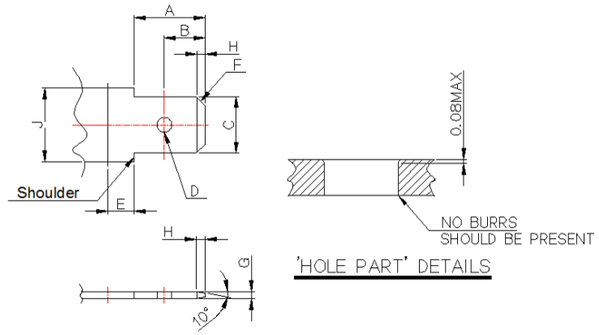

TAB SIZE	250 P - LOCK
A	7.95 ±0.15
B	4.5 ±0.20
C	6.3 ±0.10
D	Ø1.6 +0.4 / -0
E	2.9 MIN.
F	C1.0 ±0.10
G	0.8 ±0.02
H	0.9 ±0.10
J	7.3 MIN.

A

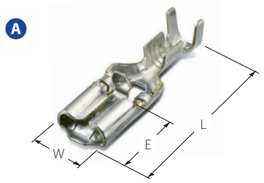

B



C



D

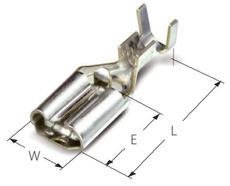

E

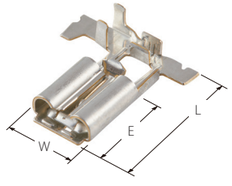

250 TERMINAL

Part No.	Wire Range		Material	Dimension(mm)			Type
	AWG	mm²	Finish	L	E	W	
⚠ ST 730570-3	22-18	0.31-0.89 (Ø0.8 Solid)	Brass Pre-Tin	22.8	6.5	7.6	A
⚠ ST 730571-3	18-14	0.76-2.09					
⚠ ST 730572-3	12- 10	3.0-5.4					
ST 731016-3	20+20 18+18	0.5+0.5 0.76+0.76					
■ ST 730573-3	Solid Wire	0.75-2.27		19.4	8.0		B
⚠ ST 730574-3	18-14	0.75-2.27					
■ ST 730575-3	Solid Wire	1.0+1.0 1.0+1.2					
⚠ ST 730663-3	Solid Wire	3.0					
⚠ ST 730649-3	12- 18	0.75-3.0		15.8	7.8		C
⚠ ST 731394-3S	22-20	0.34-0.53		19.6			D
⚠ ST 731394-3M	18-16	0.80-1.38					
⚠ ST 731394-3L	12- 14	2.17-3.45					
⚠ ST 731394-3XL	10	5.22					
■ ST 731394-3D	20+20 18+18 20+16	1.0-1.75					
■ ST 730649-3S	22-18	0.3-0.85		16.7			E
■ ST 730649-3M	18-16	0.85-1.25					

P-LOCK CONNECTOR

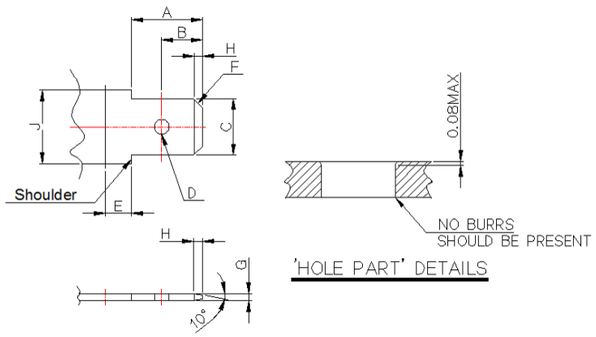

TAB SIZE	187 P - LOCK	110 P - LOCK
A	6.35 ±0.15	7.0 MIN.
B	3.2 ±0.20	1.55 ±0.25
C	4.8 ±0.10	2.8 ±0.10
D	Ø1.3 +0.2 / -0	Ø1.1 +0.2 / -0
E	2.5 MIN.	1.1 MIN.
F	C1.0 ±0.10	C0.5 ±0.10
G	0.5 ±0.02	0.5 ±0.02
H	0.9 ±0.10	0.5 ±0.10
J	5.4 MIN.	3.4 MIN.

187 TERMINAL

ST 730567-6, 731177-6: 0.8T(Tab Thick)

Part No.	Wire Range		Material	Dimension(mm)			Type
	AWG	mm²	Finish	L	E	W	
⚠ ST 730567-3	24-20	0.22-0.5	Brass Pre-Tin	19.2	5.0	5.6	A
ST 730567-6							
⚠ ST 730568-3	18-16	0.76-1.28					
⚠ ST 730569-3	18-14	0.76-2.09					
⚠ ST 731079-3	20-16	0.76-2.09		16.2	6.4		B
ST 731261-3S	24-22	0.22-0.3		21.3	5.0		C
ST 731261-3	20-16	0.5-1.25					
ST 731262-3	20+20 18+18	1.0-1.5					
■ ST 731507-3S	24-22 24+24	0.22-0.44		14.8	6.4		D

187 TERMINAL(TAB)

Part No.	Wire Range		Material	Dimension(mm)			Type
	AWG	mm²	Finish	L	E	W	
ST 741400-3M	18-16	0.76-1.28	Brass Pre-Tin	19.4	9.4	4.75	E

110 TERMINAL

Part No.	Wire Range		Material	Dimension(mm)			Type
	AWG	mm²	Finish	L	E	W	
■ ST 731177-3	24-20	0.55-0.22	Brass Pre-Tin	18.9	6.0	3.8	F
ST 731177-6							
■ ST 731217-3	18-16 20+20 22+22	1.25-0.85 0.5+0.5 0.3+0.3					

P-LOCK CONNECTOR

KOREA ELECTRIC TERMINAL CO., LTD

1P/2P HOUSING

Type	Female
187	⚠ MG 630588(V2) MG 635007(V0) MG 635007T-001(GWIT)  Suitable Terminal: ST 730567, ST 730568, ST 730569
	MG 625484-001(GWIT) 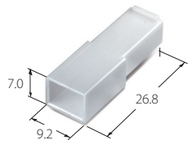 Suitable Terminal: ST 741400-3M
	■ MG 631190(V2)  Suitable Terminal: ST 730567, ST 730568, ST 730569
	■ MG 634151T-001(GWIT)  Suitable Terminal: ST 731079
	MG 635030(V0) MG 635030S(GWIT)  Suitable Terminal: ST 731079
	MG 635645(V0) 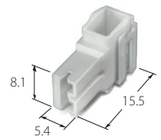 SSuitable Terminal: ST 731079
	MG 635621T-002(GWIT) Pitch: 7.0mm  Suitable Terminal: ST 731079
250	MG 630591 (V2) MG 630591R(V0) MG 630591T(GWIT)  Suitable Terminal: ST 730570, ST 730571, ST 730572
	⚠ MG 630592(V2) MG 630592R(V0)  Suitable Terminal: ST 730573, ST 730574, ST 730575
	MG 613472(V0) 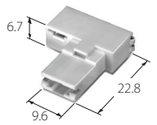 Suitable Terminal: ST 730573, ST 730574, ST 730575
	MG 633976(V0) MG 633976K(GWIT) 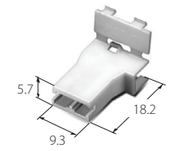 Suitable Terminal: ST 730649
	■ MG 615611(GWIT) Pitch: 15.0mm  Suitable Terminal: ST 731394-3S, M, L, XL
	■ MG 615639-002(GWIT) Pitch: 9.0mm  Suitable Terminal: ST730570/1/2, ST731016
	■ MG 615649-002(GWIT) Pitch: 12.0mm 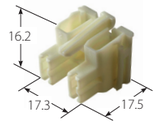 Suitable Terminal: ST730649-3

1P/2P HOUSING

Type	Female
2	MG 630822(187) (V2)  Suitable Terminal: ST 730567, ST 730568, ST 730569
	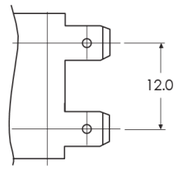
	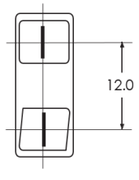

WATER SUPPLY VALVE HOUSING

Type	Female / Rear Holder	
Pitch	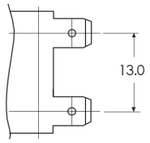 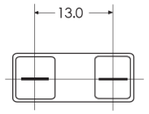	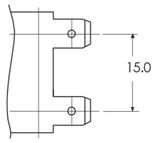 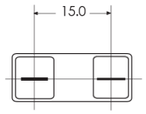
187	**MG 630839(V2) MG 630839R(V0) MG 630839P(GWIT)**  **MG 633767(V0,PBT) MG 633767L(V0)**  Suitable Terminal: ST 730567, ST 730568, ST 730569 **■ MG 635371(GWIT)**  **MG 635149-1(V0)**  **MG 635148-5(V0) MG 635148T-5(GWIT)** **MG 635705-3(V0)** 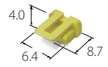 Suitable Terminal: ST 731261, ST 731262	**MG 633987-1(V0)**  Suitable Terminal: ST 730567, ST 730568, ST 730569
250	**MG 633814(V0) MG 633814T(GWIT)** 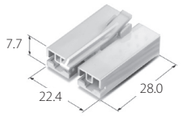 **MG 635262-1(V0)** 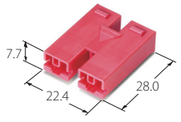 **MG 635145-6(V0)**  Suitable Terminal: ST 730570, ST 730571, ST 730572	**MG 633986-1(V0)**  Suitable Terminal: ST 730570, ST 730571, ST 730572
	■ MG 634108(V0) MG 634108T(GWIT)  **MG 634825-1(V0)**  Suitable Terminal: ST 730570, ST 730571, ST 730572 **MG 615610(GWIT)**  **■ MG 615640-402(GWIT)**  Suitable Terminal: ST 731394-3S, M, L, XL	**MG 634915T-102(GWIT) MG 634916-2(V0)** 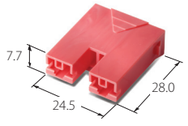  Suitable Terminal: ST 730570, ST 730571, ST 730572

P-LOCK CONNECTOR KOREA ELECTRIC TERMINAL CO., LTD

RELAY S/W HOUSING

Poles	Female
2	**⚠ MG 630589(187)(V2)**  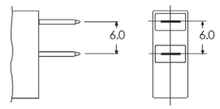 **■ MG 631980(250/187)(V2), MG 631980T-002(GWIT)**  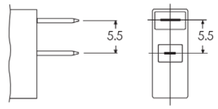 **⚠ MG 630618(187)(V2)**  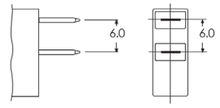 **■ MG 631189(187)(V2)** 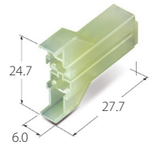 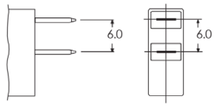 **MG 630821(187)(V2**  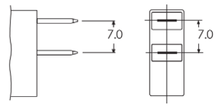 **MG 631130(187)(V0), MG 631130T-002(GWIT)** 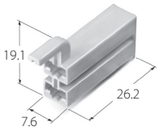 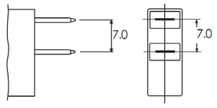 **MG 632201(250)(V2), MG 632201R(V0)** 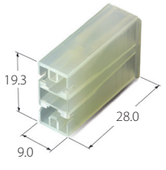 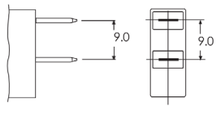 **MG 633145(187)(V2)** 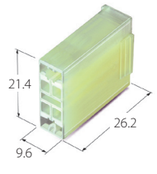 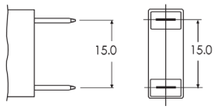 **MG 633917(187)(V0), MG 633917T-003(GWIT)** 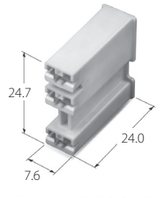 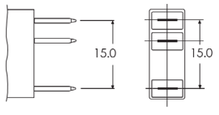 **MG 613435(187)(V0)** 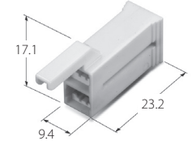 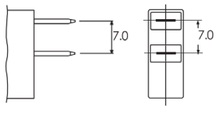 Suitable Terminal: ST 730567, ST 730568, ST 730569

P-LOCK CONNECTOR

250 HOUSING

Poles	Female / Rear Holder
2	■ MG 634620(V0) MG 634620T(GWIT) 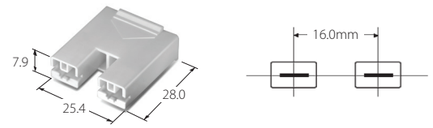 Suitable Terminal: ST 730570, 571, 572 ■ MG 634028(V0)  Suitable Terminal: ST 730573, 574, 575,663 MG 634873(V0) MG634873K(GWIT) 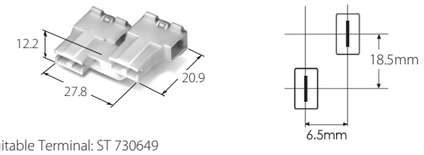 Suitable Terminal: ST 730649 MG 613363(GWIT) 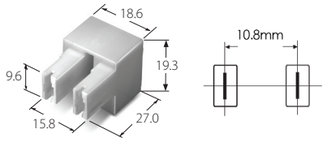 MG 633364(R/H,GWIT) 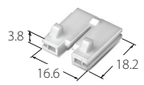 Suitable Terminal: ST 730573, ST 730574, ST 730575, ST 730663 ■ MG 635387(GWIT) 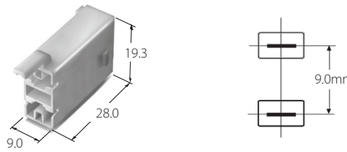 Suitable Terminal: ST 730570, ST 730571,ST 730572 MG 634455T-002(GWIT) 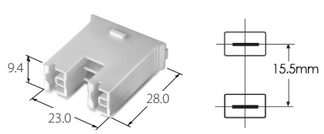 MG 634456-2(V0) 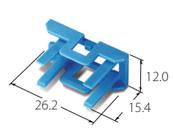 Suitable Terminal: ST 730570, ST 730571,ST 730572 ■ MG 634107R(V0) MG 634107T(GWIT) 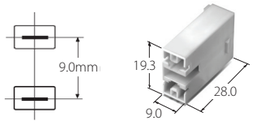 MG 634882-2(V0) 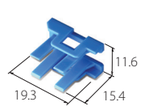 Suitable Terminal: ST 730570, ST 730571,ST 730572 MG 625029(V0), MG 625029T(GWIT) 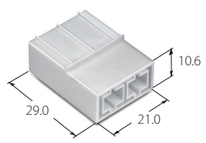 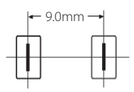 Suitable Terminal: ST 740050, ST740314 ■ MG 634407(250/187)(V0) MG 634407T-002(GWIT)  Suitable Terminal: 250- ST 730570, ST 730571, ST 730572, 187- ST 730567, ST 730568, ST 730569 MG 635465(GWIT) 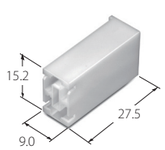 Suitable Terminal: ST 730570, ST 730571, ST 730572 ■ MG 630823(V2) MG 630823T-002(GWIT) 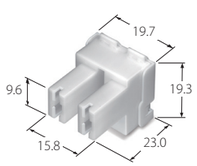 Suitable Terminal: ST 730574-3

P-LOCK CONNECTOR

KOREA ELECTRIC TERMINAL CO., LTD

REGULATOR HOUSING (PARK)

Poles	Female		
2	MG 615569T-002(GWIT) Pitch:26.0mm 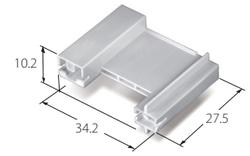 250/187	MG 615570T-002(GWIT) Pitch:10.8mm 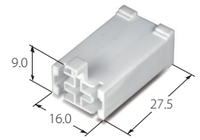 250	MG 615572T-502(GWIT) Pitch:17.95mm  250
3	MG 615571T-003(GWIT) Pitch:26.0mm 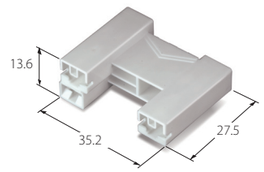 250		

REGULATOR HOUSING (ROBERTSHAW)

Poles	Female		
2	■ MG 615691-002(GWIT) Pitch:8.4mm  250	3	■ MG 615692-003(GWIT) Pitch:10.27mm / 12.67mm 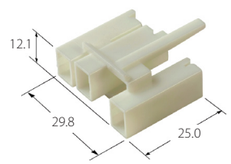 250

Suitable Terminal : ST 731394-3S, 3M

P-LOCK CONNECTOR

187 HOUSING

Poles	Female / Rear Holder
2	■ MG 634870-2(V0), MG 634870T-202(GWIT) 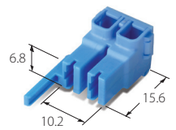 Suitable Terminal: ST 731079 MG 635263(V0), MG 635263T-002(GWIT) 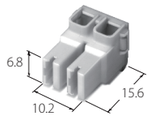 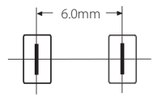
3	MG 615070(V0)  Suitable Terminal: ST 731261, ST 731262 MG 635071-1(V0) 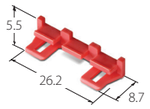 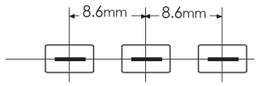

MOTOR HOUSING

Poles	Female / Rear Holder
2	MG 632202R (V0), MG 632202T (GWIT) Pitch:13.0mm  250 Suitable Terminal: ST 730869, ST 730222 MG 633858-1(V0)  ⚠ MG 630721(V2) Pitch:16.0mm  MG 631183 (V2) Pitch:23.0mm  187 Suitable Terminal: ST 730567, ST 730568, ST 73056
3	■ MG 631356(V0) Pitch:7.0/9.5mm 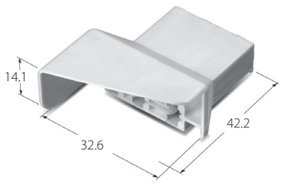 Suitable Terminal : ST 730567, ST 730568, ST 730569

250 PCB HOUSING

Poles	Female	Wafer
3	MG 613365(V0) Pitch:11.0mm 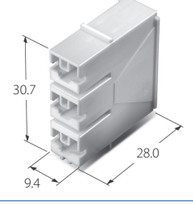 Suitable Terminal : ST 730570, ST 730571, ST 730572	MG 643366(V0) Pitch:11.0mm 

P-LOCK CONNECTOR

KOREA ELECTRIC TERMINAL CO., LTD

MICRO S/W HOUSING(187)

Poles	Female
2	MG 630846(V2), ■ MG 630846-002(V0)  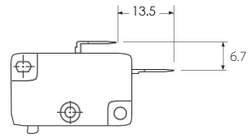
3	⚠ MG 630590(V2), MG 630590R(V0) MG 630590C(GWIT)  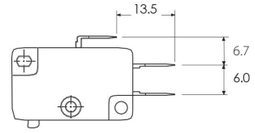 MG 635161T-203(GWIT) 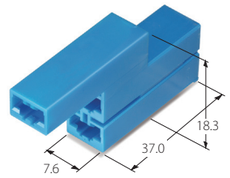

Suitable Terminal: ST 730567, ST 730568, ST 730569

187 HOUSING

Poles	Female
1	■ MG 634526(V0), MG 634526T(GWIT)  ■ MG 634532(V0) MG 634532T-001(GWIT) 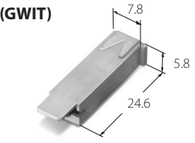
2	■ MG 634529(V0), MG 634529T-002(GWIT)  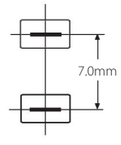 ■ MG 634528(V0) MG 634528T(GWIT)  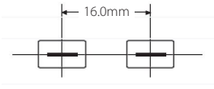 ■ MG 634527(V0), MG 634527T-002(GWIT)  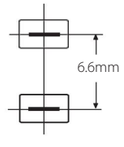 ■ MG 634530(250/187)(V0) 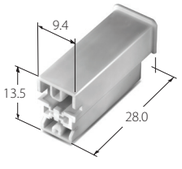 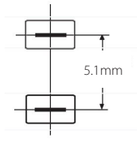 ■ MG 634531(V0), MG 634531T-002(GWIT)  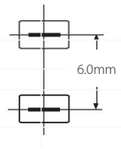 ■ MG 634533(V0), MG 634533T-002(GWIT)  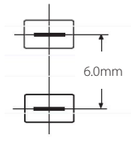

Suitable Terminal: ST 730567, ST 730568 , ST 730569

P-LOCK CONNECTOR

187 HOUSING

Poles	Female
2	■ MG 630839-002(V2) Pitch:13.0mm  Suitable Terminal: ST 730567, ST 730568 , ST 730569 MG 615683-002(GWIT) Pitch:8.5mm  Suitable Terminal: ST 730567, ST 730568 , ST 730569 MG 615687-002(GWIT) Pitch:9.8mm  Suitable Terminal: ST 731079, ST 731507 MG 615712-002(GWIT) Pitch:5.0mm  Suitable Terminal: ST 731261, ST 731262

110 HOUSING

Poles	Female / Rear Holder
1	■ MG 615684-001(GWIT) 
2	■ MG 615603T-002(GWT) Pitch:5.0mm 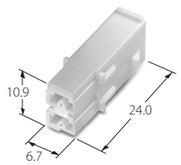 MG 635756-2(V0) 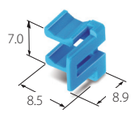
3	MG 634707T-003(GWIT) Pitch:8.7/6.7mm  MG 634708-1(V0)  MG 615600(V0) Pitch:7.6mm 

Suitable Terminal: ST 730567, ST 730568 , ST 730569

312, 250 CONNECTOR



TERMINAL

Part No.	Wire Range		Material	Dimension(mm)			Type
	AWG	mm²	Finish	L	E	W	
ST 730371-1	18-14	AVSS 2.0	Brass	24.35	10.0	9.0	A
ST 730371-3			Brass/Pre-Tin				
ST 730372-1	12-10	AVS 3.0~5.0	Brass				
ST 730372-3			Brass/Pre-Tin				
ST 740370-1	16-14	AVSS 1.25~2.0	Brass	29.7	18.0	7.9	B
ST 740370-2			Brass/Tin				
ST 740399-1	12-10	AVS 3.0~5.0	Brass		16.0		
ST 740399-2			Brass/Tin				

312 HOUSING

Poles	Female	Male
1	MG 613084T(GWIT)  	MG 623085T(GWIT) 
2	MG 612006T(GWIT), MG 615635-002  	MG 622007T(GWIT), MG 625482-002 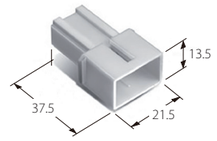

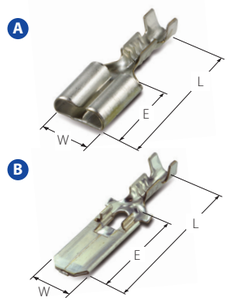

TERMINAL

Part No.	Wire Range		Material	Dimension(mm)			Type
	AWG	mm²	Finish	L	E	W	
ST 730267-3T	24-22	0.22-0.3	Brass Pre-Tin	19.5	7.8	7.4	A
ST 730267-3S	22-20	0.3-0.5					
ST 730268-3M	18-16	0.85-1.25					
ST 730269-3L	14-12	2.0-3.0					
ST 740253-3S	22-20	0.3-0.5		24.5	15.5	6.0	B
ST 740254-3M	18-16	0.85-1.25					
ST 740255-3L	14-12	2.0-3.0					

250 HOUSING

Poles	Female / Rear Holder	Male / Rear Holder
1	MG 611933(GWIT) 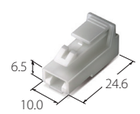 	MG 621934(GWIT) 
	MG 615077(GWIT) 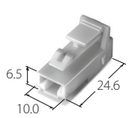 MG 635079-1(V0) 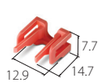 	MG 625076(GWIT)  MG 635078-1(V0) 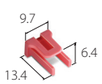

Ⓐ

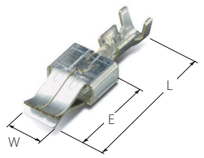

Ⓑ



TERMINAL

Part No.	Wire Range AWG	Wire Range mm²	Material Finish	Dimension(mm) L	Dimension(mm) E	Dimension(mm) W	Type
ST 730948-3T	24-22	0.22-0.3	Brass Pre-Tin	19.5	10.9	4.7	Ⓐ
ST 730948-3	22-20	0.3-0.5		20.2	11.4		
ST 730993-3	18-16	0.75-1.25					
ST 731329-3	16+20 / 18+22	1.15-1.75					
ST 731393-3T	22-20	0.3-0.5	Cover : SUS Body : Copper Alloy Pre-Tin	19.2		4.8	Ⓑ
ST 731393-3M	16(1015/1569) 16+22(1569)	1.30 1.30+0.35					

HOUSING(DOOR LOCK S/W)

Poles	Female	Male / Wafer / Rear Holder
2	**MG 613428(V0)** 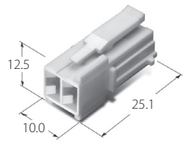 **MG613418(V0)** 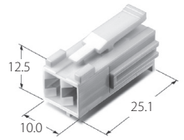 **MG 633658-1(V0)**  **MG 613871T-002(GWIT)** 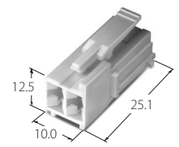 **MG 615414T-002(GWIT)** 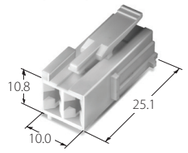	**MG623798(V0)** 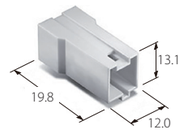 Suitable Housing : MG 613418 Suitable Terminal : ST 740050, ST 740314
3	**MG 634707T-003(GWIT)** 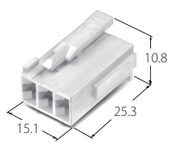 **MG 613356(GWIT)** 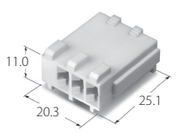 **MG 615627-003(GWIT)**  **MG 613040T-003(GWIT)** 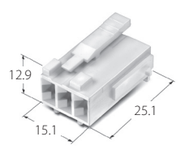 **MG 613041T-503(GWIT)** 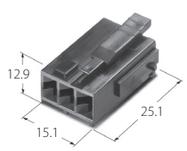 **MG 615560-2(V0)**  **MG 614871-2(V0)**  **MG 614705T-003(GWIT)** 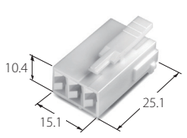 **MG 615588(GWIT)** 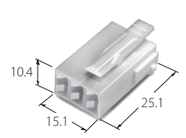 Suitable Terminal : Ⓑ	**MG 625225(GWIT)** 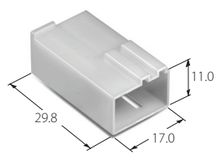 **MG 646067-003** 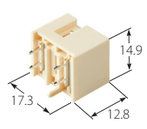 **MG 635226-1(V0)**  Suitable Housing : MG 614705 Suitable Terminal : ST 740050, ST 740314 **MG 633659-1(V0)** 

[(H) Height Removed Rib:9.1(mm)]

HOUSING(DOOR LOCK S/W)

Poles	Female / Rear Holder	Male / Wafer / Rear Holder
4	**MG 612947T-004 (GWIT)** 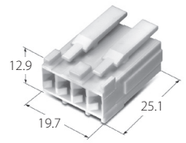 **MG 613360(V0)** 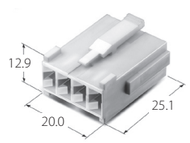 **MG 633660-1(V0)**  **MG 615009(V0)**  **MG 615170(V0)** 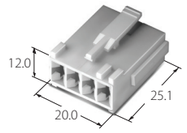	
5	**MG 613042T-505(GWIT)** 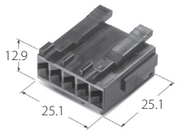 **MG 633661-1(V0)**  **■ MG 615627-005(GWIT)**  **MG 614706T-005(GWIT)**  **MG 633661-1(V0)** 	**■ MG 646067-005(GWIT)**  Suitable Housing : MG 615627-005 **MG 624831(GWIT)**  **MG 634832-1(V0)** 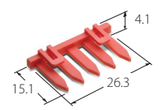
7	**MG 615163(V0)**  **MG 635164-1(V0)**  **MG 615561-2(V0)**  **■ MG 615627-007(GWIT)** 	**■ MG 646067-007(GWIT)** 
10	**MG 613683FT-010(GWIT)** 	

[(H) Height Removed Rib:9.1(mm)]

250 CONNECTOR

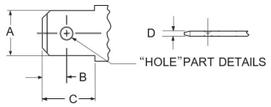

TAB	A	B	C	D
250	6.35	4.3~4.7	8.0	0.8

TERMINAL

Part No.	Wire Range AWG	Wire Range mm²	Material Finish	Dimension(mm) L	E	W	Type
ST 730173-1	22-18	0.3-0.75	Brass	19.5	7.8	7.6	A
ST 730173-2			Brass/Tin				
ST 730173-3			Brass/Pre-Tin				
ST 730057-1	18-14	0.75-2.27	Brass				
ST 730057-2			Brass/Tin				
ST 730057-3			Brass				
ST 730057-6			Brass/Pre-Tin				
ST 730135-1	18-14	0.75-2.27	Brass				
ST 730135-2			Brass/Tin				
ST 730135-3			Brass/Pre-Tin				
ST 730058-1	14-12	2.0-3.0	Brass				
ST 730058-2			Brass/Tin				
ST 730136-1	14-12	2.0-3.0	Brass				
ST 730136-2			Brass/Tin				
ST 730136-3			Brass/Pre-Tin				
ST 730435-1	#20+20 or 18+22 #18+20 or 18+18 #16+22 or 16+20		Brass				
ST 730435-2			Brass/Tin				
ST 730449-1	1015 22+20/20+20/20+18 1569 18+18/18+16 1015 14		Brass				
ST 730449-2			Brass/Tin				
ST 730119-1	18-14	0.75-2.27	Brass	17.0	7.6		B
ST 730119-2			Brass/Tin				
ST 730190 1	18-12	0.75-3.45	Brass	16.3	7.8	8.1	C
ST 730190-2			Brass/Tin				
ST 730190-3			Brass/Pre-Tin				
ST 730190-2XL	12-10	3.45-5.27	Brass/Tin	17.0			
ST 730851-2	18-12	0.75-3.45	Brass/Tin	16.3			E
ST 730851-3			Brass/Pre-Tin				
ST 730851-2XL	12-10	3.45-5.27	Brass/Tin	17.0			
ST 730436-1	#20+20 or 18+22 #18+20 or 18+18 #16+22 or 16+20		Brass	16.0			D
ST 730436-2			Brass/Tin				
ST 730306-1	18-14	0.75-2.27	Brass	19.2		7.6	C
ST 730306-2			Brass/Tin				
ST 741080-3	18-14	0.75-2.27	Brass/Pre-Tin	31.5	19.8	8.0	G
ST 730188-1	18-14	0.75-2.27	Brass	20.4	6.5	7.85	F
ST 730188-2			Brass/Tin				
ST 730188-3			Brass/Pre-Tin				

A



B



C



D



E



F

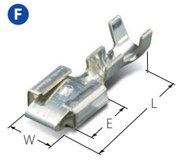

G

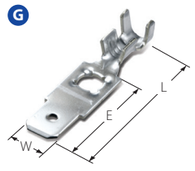

HOUSING

Poles	Female / Rear Holder
1	MG 634833ST-001(GWIT) MG 634833S(V0) 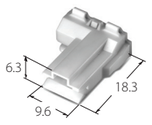 Suitable Terminal : ST 730190
	■ MG 615606(V0)  Suitable Terminal : ST 730190
	■ MG 615609(GWIT)  Suitable Terminal : ST 730135, 136
2	■ MG 634155(V0) MG 634155C-002(GWIT) Pitch:6.8/17.8mm  Suitable Terminal : ST 730190
	MG 634746-1(V0) 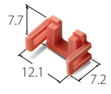



250 HEAT RESISTANT TERMINAL(250°C)

Part No.	Wire Range AWG	Wire Range mm²	Material Finish	Dimension(mm) L	E	W	Type
ST 731325-N	20-16	2.3-2.85	SPCC	14.4	7.8	7.5	
			Nickel				

250 HOUSING

Poles	Female / Rear Holder
1	MG 614933R-501(GWIT) 
	MG 634934R-501(GWIT) 
2	MG 635689T-002(GWIT) Pitch:5.0mm 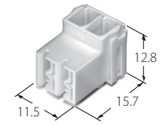 Suitable Pitch : 5.0mm
3	MG 615390S-1(GWIT) Pitch:5.0mm 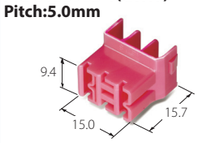
	MG 635391-2(GWIT) 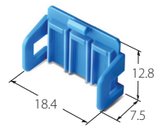
	MG 615390S-2(GWIT) Pitch:5.0mm 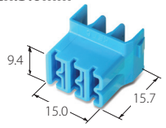
5	MG 615193S-5(GWIT) Pitch:5.0mm 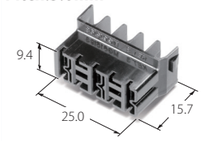
	MG 635194(GWIT) 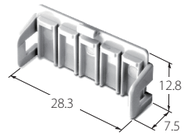
	MG 615193(GWIT) Pitch:5.0mm 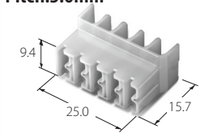

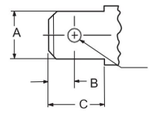

TAB	A	B	C	D
205	5.2	3.18	6.35	0.5 / 0.8

A



B



250 HOUSING

Part No.	Wire Range AWG	Wire Range mm²	Material Finish	Dimension(mm) L	E	W	Type
ST 730139-1	26-22	0.12-0.35	Brass	15.4	6.3	6.35	A
ST 730139-2			Brass/Tin				
ST 730019-1	22-18	0.3-0.89	Brass				
ST 730019-2			Brass/Tin				
ST 730019-4			Brass				
ST 730019-5			Brass/Tin				
ST 730351-5	U.L 1015 WIRE #20+20 or 18+20 #18+18 or 18+22 #16+22 or 16+20		Brass/Tin	19.5			
ST 730221-1	20-14	0.5-2.27	Brass	12.2	6.4	6.4	B
ST 730221-2			Brass/Tin				
ST 730221-4			Brass				
ST 730221-5			Brass/Tin				

187 CONNECTOR

KOREA ELECTRIC TERMINAL CO., LTD

Ⓐ



Ⓑ



Ⓒ



Ⓓ

TERMINAL

Part No.	Wire Range AWG	Wire Range mm²	Material Finish	Dimension(mm) L	E	W	Type
ST 730147-1	26-22	0.12-0.35	Brass	15.4	6.3	5.8	Ⓐ
ST 730147-2			Brass/Tin				
ST 730093-1	22-18	0.3-0.89	Brass				
ST 730093-2			Brass/Tin				
ST 730245-1	20-16	0.5-1.25	Brass				
ST 730245-2			Brass/Tin				
ST 730245-3			Brass/Pre-Tin				
ST 730245-4			Brass				
ST 730245-5			Brass/Tin				
ST 730191-1	U.L 1015 WIRE #20+20 or 18+22 #18+18 or 18+20 #16+22 or 16+20		Brass	19.5			
ST 730191-2			Brass/Tin				
ST 730191-4			Brass				
ST 730191-5			Brass/Tin				
ST 730724-1			Brass	15.4			
ST 730724-2			Brass/Tin				
ST 730220-1	20-16	0.5-1.42	Brass	12.2	6.4	5.6	Ⓑ
ST 730220-2			Brass/Tin				
ST 730220-4			Brass				
ST 730220-5			Brass/Tin				
ST 731017-6	22-20	0.3-0.56	Brass/Pre-Tin				
ST 730451-1	18+18	0.89+0.89	Brass				
ST 730451-2			Brass/Tin				
ST 730494-3	20-16	0.5-1.25	Brass Pre-Tin	18.0	6.0	5.7	Ⓒ
ST 730526-3	18+18	0.89+0.89					
ST 731235-3S	22-18	0.3-0.85		18.4	6.3	5.85	Ⓓ
ST 731235-3	20-18 22+22	0.5-0.85					

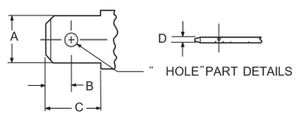

TAB	A	B	C	D
187	4.75	3.18	6.35	0.5

HOUSING

Poles	Female / Rear Holder
2	**MG 610455R(V0), MG 610455T-002(GWIT) Pitch:15.0mm** 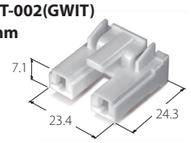 Suitable Terminal : ST 730245, ST 730191
	MG 615012(V0) Pitch:15.0mm 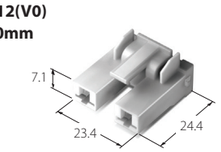 Suitable Terminal : ST 731235, ST 731236
	MG 635013-1(V0) 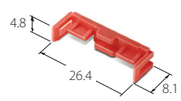
3	**MG 610439(V0), MG 610439P(GWIT) Pitch:8.6mm**  Suitable Terminal : ST 730494 , ST 730526
	MG 615601(GWT) Pitch:15.0/11.0mm  Suitable Terminal : ST 730245
	MG 611191(V2) MG 611191P(GWIT) Pitch:11.0/15.0mm 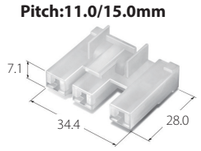 Suitable Terminal : ST 730245, ST 730191
	MG 615650-003 Pitch:11.0/15.0mm 
	MG 635907-201 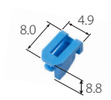

www.ket.com

110 CONNECTOR

KOREA ELECTRIC TERMINAL CO., LTD

Ⓐ



Ⓑ



Ⓒ

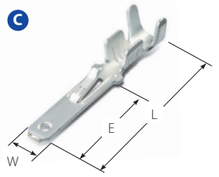

Ⓓ

TERMINAL

Part No.	Wire Range AWG	Wire Range mm²	Material Finish	Dimension(mm) L	E	W	Type
ST 730128-1	28-24	0.08-0.22	Brass	15.4	6.3	3.8	Ⓐ
ST 730128-3			Brass/Pre-Tin				
ST 730012-1	24-20	0.2-0.56	Brass				
ST 730012-3			Brass/Pre-Tin				
ST 730052-1	20-16	0.5-1.4	Brass				
ST 730052-3			Brass/Pre-Tin				
ST 730052-4			Brass				
ST 730052-6			Brass/Pre-Tin				
ST 731019-3							
ST 731032-3	26-22	0.13-0.3	Brass/Pre-Tin	17.0			
ST 730099-1	20-16	0.51-1.42	Brass	15.4			Ⓑ
ST 730099-3			Brass/Pre-Tin				
ST 731031-3	26-22	0.13-0.3					
ST 740144-1	22-18	0.3-0.85	Brass	20.6	12.0	2.8	Ⓒ
			Brass/Tin				
ST 740144-2			Brass				
			Brass/Tin				
ST 730912-3	24-20	0.22	Brass/Pre-Tin	15.2	7.5	3.8	Ⓓ
ST 730629-3	18-16	0.5					

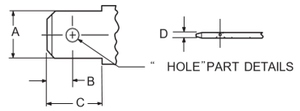

TAB	A	B	C	D
110	2.79	1.3~1.8	7.11	0.5 / 0.8

HOUSING

Poles	Female
3	**MG 610815(V2), MG 610815R(V0) Pitch:8.7/6.7mm** 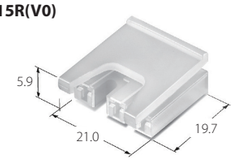 Suitable Terminal : ST 730629, ST 730912

DOOR S/W

Poles	Female
3	**MG 610421(V2) Pitch:4.0mm**  Suitable Terminal : Ⓑ
	MG 610087(V2) Pitch:4.0mm  Suitable Terminal : Ⓑ
4	**MG 610420(V0) MG 610565(V0) Pitch:5.0mm**  Suitable Terminal : Ⓑ Suitable Terminal : Ⓐ
	MG 610593(V0) MG 610593T(GWIT) Pitch:4.0mm  Suitable Terminal : Ⓑ

110 WP CONNECTOR

KOREA ELECTRIC TERMINAL CO., LTD

- ▶ High contact reliability for alternating motion
  High contact reliability against vibration & alternating motion.
- ▶ Water proof system
  This connector provides water-proof feature inside & outside with inner seal and O-ring.
- ▶ Secondary retainer
  The secondary retainers are preventing from partial insertion or accidental release of the contact.
  Double lock structure for reliable terminal insertion







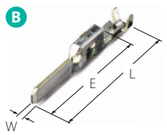

TERMINAL

Part No.	Wire Range		Material	Dimension(mm)			Type
	AWG	mm²	Finish	L	E	W	
■ ST 731371-3	24-22	0.22-0.34	Copper Alloy Pre-Tin	13.8	7.5	3.0	A
ST 731372-3	24+24 22+22	0.22+0.22 0.34+0.34					
■ ST 741343-3	24-22	0.22-0.34	Brass Pre-Tin	22.9	16.1	0.6	B

HOUSING

Poles	Female	Male	Rear Holder
3	MG 657094-403(2P, V0) MG 657327-403(3P, V0) 	MG 646323-503(V0) 	MG 635964-203(V0) 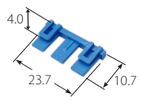
7	MG 615559-5(V0) 	MG 625430-5(V0) 	MG 635611-1(V0) 

Ø2.36 CONNECTOR

KOREA ELECTRIC TERMINAL CO., LTD

PRODUCTS AND APPLICATION

Current Rating		7A
Voltage Rating		300V AC/DC
Temperature Range		-40℃~+105℃
Contact Resistance		5mV/A Min. (Initial Value)
		10mV/A Min. (After Environmental Testing)
Insulation Resistance		1,000MΩMin /100MΩ Min
Dielectric Strength		AC 2,500(V / MIN. Initial Value)
Wire Size		AWG #22-18
Material	HS'G	PET+PC(GWIT)
	TM'L	Female : Brass / Pre-Tin



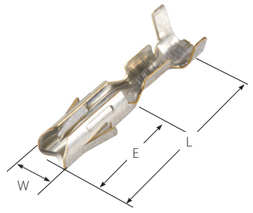

Part No.	Wire Range		Material	Dimension(mm)		
	AWG	mm²	Finish	L	E	W
■ ST 731506-3M	22-18	0.3-0.85	Brass Pre-Tin	14.9	7.0	2.9

HOUSING

Poles	Female		
1	MG 615653-001(GWIT) 	2	MG 615653-002(GWIT) 

Ø2.0 & Ø1.3 CONNECTOR

PRODUCTS AND APPLICATION

These products easily adapt terminals and housings and can be used in both single and multiple connectors. Since internal connections of electrical appliances are becoming increasingly sophisticated, connectors are becoming smaller and lighter yet maintaining higher reliabilities.

Recognized
File No. E 101181

Certified
File No. LR 61076

File No. R 50310386(Ø1.3)
File No. R 50310398(Ø2.0)
(Conforms to DIN/VDE 0627)

FEATURES

Positive locking to keep the mated connectors together features a latch that automatically engages at matings. Can be easily released for disengagement.

Male connector accommodates panel mounting, suits wide range of panel thicknesses. Housing locking ears allow easy insertion to and removal from panel by hand, no tools are required.



Positive locking to keep the mated connectors together features a latch that automatically engages at matings. Can be easily released for disengagement.

Male connector accommodates panel mounting, suits wide range of panel thicknesses. Housing locking ears allow easy insertion to and removal from panel by hand, no tools are required.

Ø2.0 & Ø1.3 CONNECTOR

KOREA ELECTRIC TERMINAL CO., LTD

PANEL HOLE DIMENSIONS

Panel hole dimensions are different according to number of circuits and type of housing. Punch hole per drawing is as below, not leaving any burr.

HOUSING FOR Ø2.0 PIN TERMINAL

Poles	Housing Part No.	Applicable hole form	Panel hole dimensions(mm) Tolerance ±0.13					
			A	B	C	D	E	F
2	MG 620007	Ⅰ		18.8	7.8	11.0	3.7	
3	MG 620009	Ⅰ		25.0	7.8	11.0	3.7	
4	MG 620011	Ⅰ		31.2	7.8	11.0	3.7	
4	MG 620013	Ⅱ	13.8	18.8	9.4	14.1	4.0	1.6
6	MG 620015	Ⅱ	20.0	25.0	9.4	14.1	4.0	1.6
9	MG 620017	Ⅱ	20.0	25.0	9.4	20.3	4.0	1.6
12	MG 620019	Ⅱ	26.2	31.2	12.8	20.3	4.0	1.6
15	MG 620021	Ⅱ	32.4	37.4	12.8	20.3	4.0	1.6

Applicable panel thickness : 0.8~2.0mm

Form Ⅰ Form Ⅱ

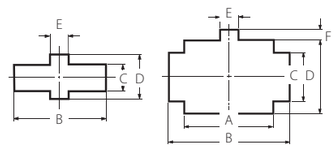

HOUSING FOR Ø1.3 PIN TERMINAL

Poles	Housing Part No.	Panel hole dimensions(mm) Tolerance ±0.13			
		A	B	C	D
2	MG 620023	15.0	6.0	6.85	5.2
3	MG 620025	19.7	6.0	6.85	5.2
4	MG 620027	24.2	6.0	6.85	5.2
6	MG 620029	19.7	10.2	11.1	5.2
9	MG 620031	19.7	14.8	15.7	5.2
12	MG 620033	24.2	14.8	15.7	5.2
15	MG 620035	28.7	14.8	15.7	5.2

Applicable panel thickness : 0.8~2.4mm

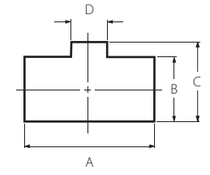

PANEL MOUNTING DIMENSIONS

APPLICATION	"ℓ"(mm)
Housing For Ø2.0 Pin Term	14.5
Housing For Ø1.3 Pin Term	11.0

For Panel mounting, insert receptacle straight through mounting hole until both locking ears snap against the sides of the panel hole as shown.

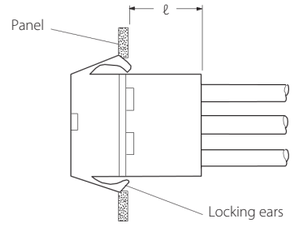

Ø2.0 CONNECTOR

A

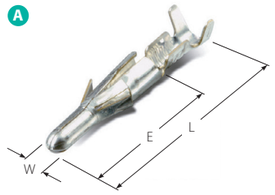

B

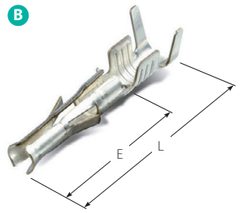

TERMINAL

Part No.	Description	Wire Range AWG(mm²)	Material / Finish	Dimension(mm) L	E	W	Type
⚠ ST 750207-3	2.0 Pin Small Wire	24-20 (0.2-0.5)	Brass Pre-Tin	20.3	12.6	2.0	A
⚠ ST 750208-3	2.0 Pin Heavy Wire	16-14 (0.75-2.0)					
⚠ ST 750330-3	2.0 Pin 2 Wire	20+20 20+18 20+16 18+18					
⚠ ST 730205-3	2.0 Rec. Small Wire	24-20 (0.2-0.5)					B
⚠ ST 730206-3	2.0 Rec. Heavy Wire	16-14 (1.25-2.0)					
⚠ ST 730329-3	2.0 Rec. 2 Wire	20+18 20+16 18+18					

HOUSING

Poles	Voltage rating	Current rating	Female	Male
2	300	15	⚠ MG 610008(V2), MG 610008R(V0) 	⚠ MG 620006(V2), MG 620006R(V0) 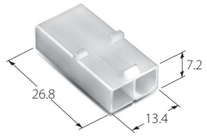
			MG 614501T-002(GWIT) 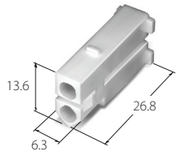	⚠ MG 620007(V2)  MG 625486-002(GWIT) 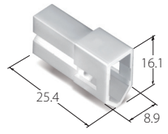
3	300	14	⚠ MG 610010(V2) 	⚠ MG 620009(V2) 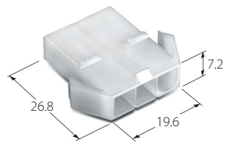
4	300	13	⚠ MG 610014(V2) 	⚠ MG 620013(V2) 

Ø2.0 CONNECTOR

KOREA ELECTRIC TERMINAL CO., LTD

HOUSING

Poles	Voltage rating	Current rating	Female	Male
4	300	13	⚠ MG 610012(V2) 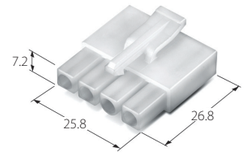	⚠ MG 620011(V2) 
6	300	12	⚠ MG 610016(V2) 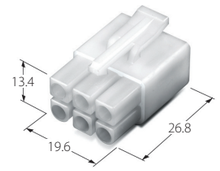	⚠ MG 620015(V2) 
9	300	10	⚠ MG 610018(V2) 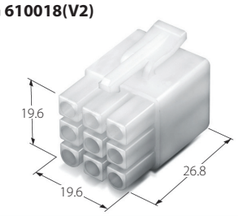	⚠ MG 620017(V2) 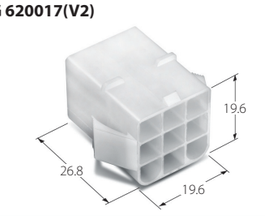
12	300	9	⚠ MG 610020(V2) 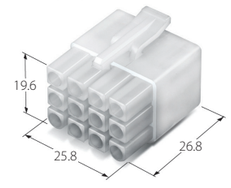	⚠ MG 620019(V2) 
			△ MG 610082(V2) 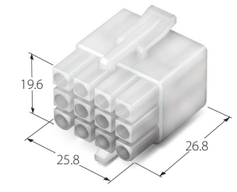	△ MG 620081(V2) 
15	300	9	⚠ MG 610022(V2) 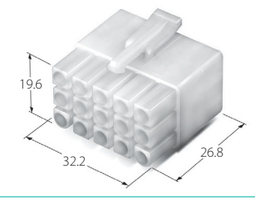	⚠ MG 620021(V2) 

Note : Housing for Ø2.0 Pin Term, can be used either panel mounting or free hanging.
For panel mounting hole refer to page 000. U.L. approval is not available for P/N MG 610082 & MG 620081

Ø1.3 CONNECTOR

KOREA ELECTRIC TERMINAL CO., LTD

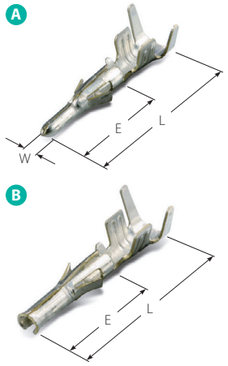

Part No.	Description	Wire Range AWG(mm²)	Material / Finish	Dimension(mm) L	E	W	Type
◇ ST 750293-3	Ø 1.3 Pin Small Wire	24-22 (0.22-0.30)	Brass Pre-Tin	15.3	9.0	1.3	A
○ ST 750294-3	Ø 1.3 Pin Heavy Wire	18-16 (0.85-1.25)					
◇ ST 730291-3	Ø 1.3 Rec. Small Wire	26-22 (0.13-0.3)					B
○ ST 730292-3	Ø 1.3 Rec. Heavy Wire	20-16 (0.5-1.25)					



- Maximum effectiveness in application of relay & panel type connectors for home appliances and effectiveness in circuit construction and housing capacity with double crimping
- Wide-range in environmental applications and also economical
- Application : Microwave oven, laundry machine, refrigerator, boiler.

HOUSING

Poles	Voltage rating	Current rating	Female	Male	
2	300	10	○ MG 610024(V2) MG 610024R(V0) MG 610024T-002(GWIT)	MG 620440(V2) MG 620440R(V0) MG 620440T-002(GWIT)	○ MG 620023(V2) MG 620023R(V0) MG 620023T-002(GWIT)
3	300	10	○ MG 610026(V2)	MG 623377(V2)	◇ MG 620025(V2)
3	300	10	○ MG 610028(V2)	◇ MG 620052(V2)	○ MG 620027(V2)

Ø1.3 CONNECTOR
KOREA ELECTRIC TERMINAL CO., LTD

HOUSING

Poles	Voltage rating	Current rating	Female	Male
4	300	13	○ MG 610030(V2)	○ MG 620029(V2) ○ MG 621282(V2)
9	300	6	○ MG 610032(V2)	○ MG 620031(V2) ◯ MG 620201(V2)
12	300	6	○ MG 610034(V2)	○ MG 620033(V2)
15	300	9	○ MG 610036(V2)	○ MG 620035(V2)

Note : Housing for Ø1.3 Pin Term, of any circuit can be used either panel mounting or free hanging. For panel mounting hole refer to page 000. The receptacle housings without wing are not listed on U.L. yet.

3220 CONNECTOR

PRODUCTS AND APPLICATION

- Connector for high voltage application with its large contact area
- Employed rear holder to prevent terminals from incomplete locking.
- With minimum exposure, it protects wings from damage.
- Application : Compressor in air conditioner, motor part in industrial refrigerator.

Current Rating		20A AC. DC
Voltage Rating		600V AC/DC
Temperature Range		- 40℃ ~ +120℃
Contact Resistance		3mΩ Max (Initial Value)
		6mΩ Max (Initial Value)
Insulation Resistance		1,000MΩMin
Dielectric Strength		AC 2,500(V / MIN. Initial Value)
Wire Size		AWG#22-#12(0.5mm²-3.5mm²)
Material	**HS'G**	PBT 94V-0 PET+PC GWIT
	R/H	PBT 94V-0
	TM'L	TAB: Brass/Pre –Tin REC. : Phos. Bronze/Pre -Tin



PANEL HOLE DIMENSIONS

Poles	Part No.	Material	Panel hole dimensions(mm) Tolerance ±0.10							
			THICK	A	B	C	D	E	F	G
2	MG 620874P	Plastic	0.8-1.7	10.0	13.9	20.5	5.5	8.7	3.0	0.2-0.3
			1.8-2.4				6.5			
		Steel	0.8-1.7				6.3			
			1.8-2.4				6.5			
3	MG 620877P	Plastic	0.8-1.7	10.0	20.1	26.7	5.5	8.7	3.0	0.2-0.3
			1.8-2.4				6.5			
		Steel	0.8-1.7				6.3			
			1.8-2.4				6.5			
4	MG 620980	Plastic	0.8-1.7	22.4	26.3	32.9	5.5	8.7	3.0	0.2-0.3
			1.8-2.4				6.5			
		Steel	0.8-1.7				6.3			
			1.8-2.4				6.5			
6	MG 620994	-	1.8-2.4	10.1	20.1	26.7	6.7	15.7	3.0	0.2-0.3

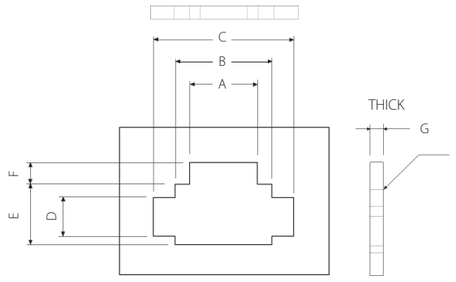

3220 CONNECTOR

KOREA ELECTRIC TERMINAL CO., LTD

- These connectors are used in industrial equipments and home appliances such as microwave ovens, laundry machines and refrigerators.
- They are suitable for connecting mid and high current carrying circuits, and are available both in relay models and panel-mounting models.
- Rear holders are fitted to structures to prevent incomplete terminal locking or non-insertion.
- Terminals are designed as a box-type structures to improve contact and electrical reliability.
- The push-pull locking structure prevents arm-locking in housing locking types.

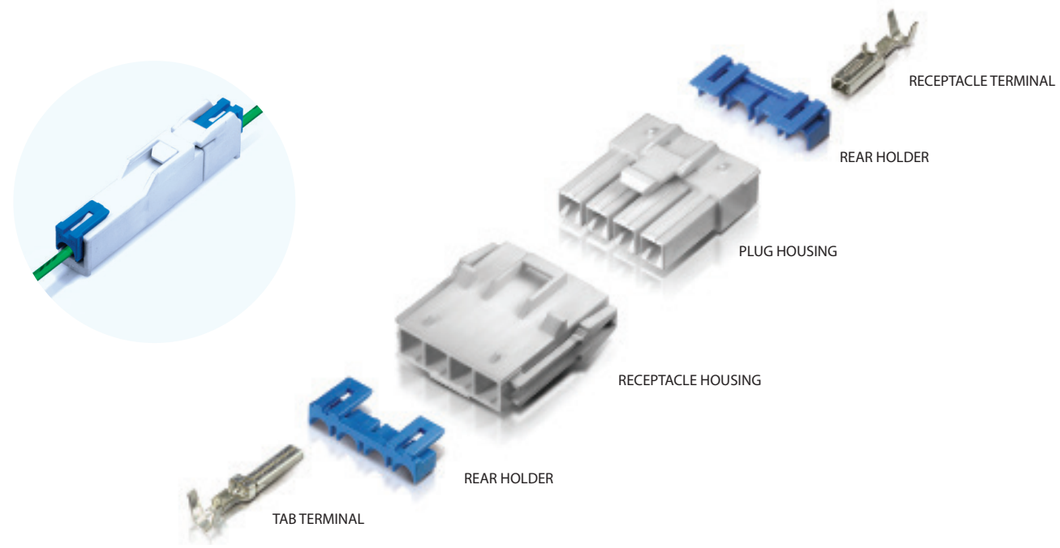

Ⓐ



Ⓑ

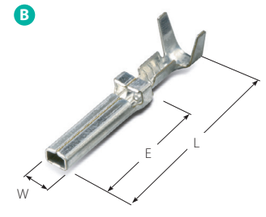

TERMINAL

Part No.	Wire Range		Material	Dimension(mm)			Type
	AWG	mm²	Finish	L	E	W	
■ ST 730641-3	22-18	0.3-0.75	Phos. Bronze Pre-Tin	19.4	8.5	4.1	Ⓐ
■ ST 730638-3	16-14	1.25-2.0					
ST 730639-3	12	3.5					
■ ST 730681-3	20+20 20+18 20+16 18+18	0.5+0.5 0.5+0.75 0.75+1.25 0.75+0.75					
■ ST 740637-3	22-18	0.3-0.75	Brass Pre-Tin	23.2	11.0	3.2	Ⓑ
■ ST 740634-3	16-14	1.25-2.0					
■ ST 740635-3	12	3.5					
■ ST 740682-3	20+20 20+18 20+16 18+18	0.5+0.5 0.5+0.75 0.75+1.25 0.75+0.75					

3220 CONNECTOR

KOREA ELECTRIC TERMINAL CO., LTD

HOUSING

Poles	Female	Male	Rear Holder
1	■ MG 610981(V0) 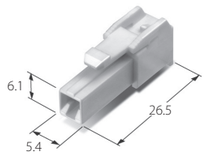	■ MG 620982(V0) 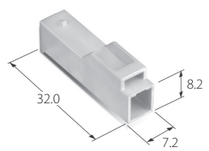	■ MG 630989-2 (V0) 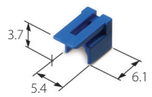
2	■ MG 610873P(GWIT) 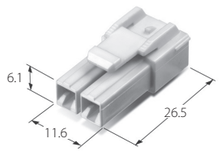	■ MG 620874P(GWIT) 	■ MG 630875-2(V0) 
3	■ MG 610876P(GWIT) 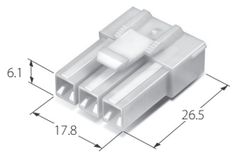	■ MG 620877P(GWIT) 	■ MG 630878-2(V0) 
4	■ MG 610979(V0) 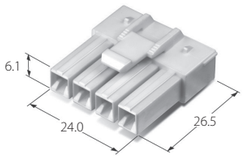	■ MG 620980(V0) 	■ MG 630986-2(V0) 
6	■ MG 610993(V0) 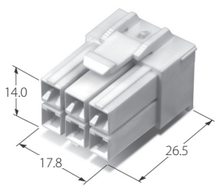	■ MG 620994(V0) 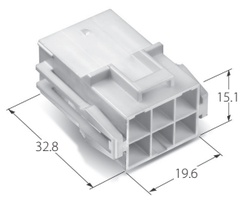	■ MG 630878-2(V0) 

NEW 3220 CONNECTOR

KOREA ELECTRIC TERMINAL CO., LTD

PRODUCTS AND APPLICATION

Current Rating		15A
Voltage Rating		600V AC/DC
Temperature Range		-40℃ ~ +105℃
Contact Resistance		3mV/A Min. (Initial Value)
		6mV/A Min. (After Environmental Testing)
Insulation Resistance		1,000MΩMin /100MΩ Min
Dielectric Strength		AC 2,500(V / MIN. Initial Value)
Wire Size		AWG#20-14/#20+20/#18+18
Material	HS'G	PET+PC(GWIT)
	R/H	PA66(V0)
	TM'L	TAB: Brass/Pre -Tin REC. : Phos.Bronze/Pre -Tin



Ⓐ



Ⓑ

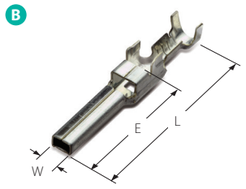

TERMINAL

Part No.	Wire Range		Material	Dimension(mm)			Type
	AWG	mm²	Finish	L	E	W	
■ ST 731245-3	20-18	0.5-0.85	Phos.Bronze Pre-Tin	23.6	15.1	4.1	Ⓐ
■ ST 731246-3	16-14	1.25-2.0					
■ ST 731247-3	20+20 18+18	0.5+0.5 0.85+0.85					
■ ST 741248-3	20-18	0.5-0.85	Brass Pre-Tin	27.0	18.5	3.2	Ⓑ
■ ST 741249-3	16-14	1.25-2.0					
■ ST 741250-3	20+20 18+18	0.5+0.5 0.85+0.85					

HOUSING

Poles	Female	Male		Rear Holder
3	■ MG 615042(GWIT) 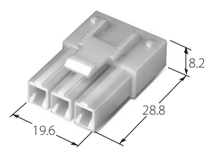	■ MG 625040(GWIT) 	■ MG 625041-2(GWIT) 	MG 635043-1(V0) 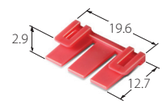

3220 III CONNECTOR

KOREA ELECTRIC TERMINAL CO., LTD

PRODUCTS AND APPLICATION

Current Rating		12A
Voltage Rating		600V AC/DC
Temperature Range		-40℃~+105℃
Contact Resistance		3mV/A Min. (Initial Value)
		6mV/A Min. (After Environmental Testing)
Insulation Resistance		1,000MΩMin /100MΩ Min
Dielectric Strength		AC 2,500(V / MIN. Initial Value)
Wire Size		UL1015 #18-16
Material	**HS'G**	PET+PC(GWIT)
	R/H	PET+PC(GWIT)
	TM'L	Female : Copper Alloy/Pre-Tin
	PCB	HSG : PET+PC(GWIT) PIN : Copper Alloy/Pre-Tin



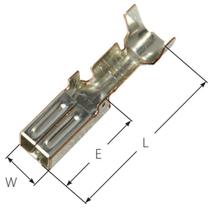

TERMINAL

Part No.	Wire Range		Material	Dimension(mm)		
	AWG	mm²	Finish	L	E	W
ST 731533-3M	18-16	0.85-1.25	Copper Alloy Pre-Tin	16.7	8.0	4.0

HOUSING

Poles	Wafer	Female	Rear Holder
3	**MG 646371-003(GWIT)**	**MG 615681-003(GWIT)**	**MG 635988-203(V0)**
	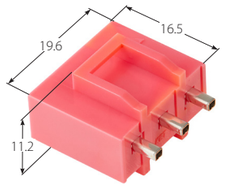		

0709 MULTI CONNECTOR

KOREA ELECTRIC TERMINAL CO., LTD

PRODUCTS AND APPLICATION

HOUSING	**Material:PBT/PET+PC(GWIT)**	
	Available in 3, 4, 6 circuits. Can be used either panel mounting or free hanging	
TERMINAL	**Material**	
	FEMALE(RECEPTACLE)	**COPPER ALLOY**
	MALE(TAB)	**BRASS**
	Available in two sizes for wire 0.2~2.0mm²(AWG 24~14)	



Temperature Range	-40℃ ~ +105℃
Current Rating	15A(Max)
Voltage Drop	3(mV / A)MAX.(Initial Value)
Insulation Resistance	1,000(MΩ) / DC500(V)
Dielectric Strength	AC 2,500(V / MIN. Initial Value)

PANEL HOLE DIMENSIONS

Panel hole dimensions are different according to number of circuits and type of housing. Punch hole per drawing is as below, not leaving any burr.

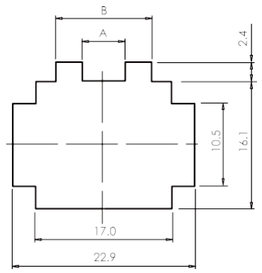

4P

Part No.	A	B
	5.3	12.1
MG 621223/1223T	5.3	12.1
MG 621223D	7.1	10.3
MG 621223DT	6.7	10.7

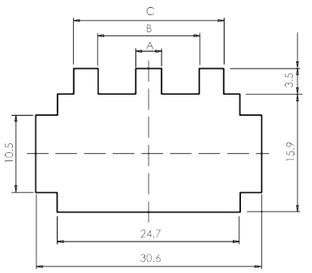

6P(A-Type)

Part No.	A	B
	5.3	12.1
MG 622537/2537T	5.3	12.1
MG 621224/2537D	7.1	10.3
MG 622537DT	6.7	10.7

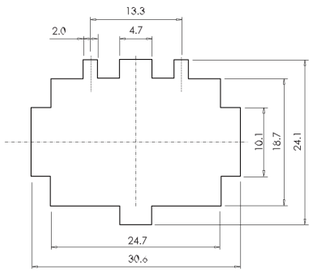

6P(B-Type)

Part No.
MG 623697/3697T

0709 MULTI CONNECTOR

KOREA ELECTRIC TERMINAL CO., LTD

0709 MULTI CONNECTOR

KOREA ELECTRIC TERMINAL CO., LTD

070 TERMINAL

A

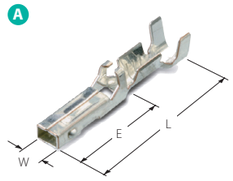

B



E

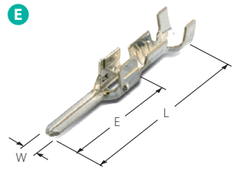

F

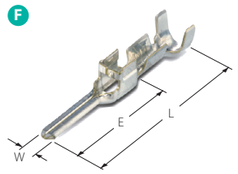

Part No.	Wire Range		Material	Dimension(mm)			Type
	AWG	mm²	Finish	L	E	W	
ST 731291-3	24-22	0.2-0.3	Copper Alloy Pre-Tin	19.1	10.0	3.0	A
▲ ST 730837-3	22-20	0.3-0.5					
▲ ST 730838-3	20-18	0.5-0.75					
▲ ST 730839-3	16-14	1.25-2.0					
▲ ST 730840-3	20+20~18+18	0.5+0.5~0.75+0.75					
ST 731292-3	24-22	0.2-0.3					B
▲ ST 730841-3	22-20	0.3-0.5					
▲ ST 730842-3	20-18	0.5-0.75					
▲ ST 730843-3	16-14	1.25-2.0					
▲ ST 730844-3	20+20~18+18	0.5+0.5~0.75+0.75					
ST 741295-3	24-22	0.2-0.3	Brass Pre-Tin	22.5	13.4	1.8	E
▲ ST 740829-3	22-20	0.3-0.5					
▲ ST 740830-3	20-18	0.5-0.75					
▲ ST 740831-3	16-14	1.25-2.0					
▲ ST 740832-3	20+20~18+18	0.5+0.5~0.75+0.75					
ST 741296-3	24-22	0.2-0.3					F
▲ ST 740833-3	22-20	0.3-0.5					
▲ ST 740834-3	20-18	0.5-0.75					
▲ ST 740835-3	16-14	1.25-2.0					
▲ ST 740836-3	20+20~18+18	0.5+0.5~0.75+0.75					

C

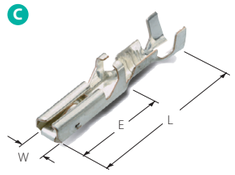

D

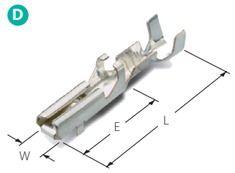

G

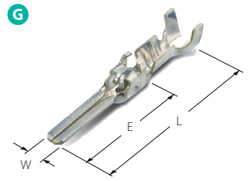

H

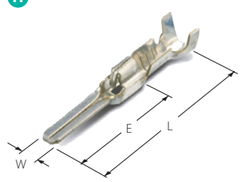

090 TERMINAL

Part No.	Wire Range		Material	Dimension(mm)			Type
	AWG	mm²	Finish	L	E	W	
ST 731293-3	24-22	0.2-0.3	Copper Alloy Pre-Tin	19.2	10.1	3.0	C
■ ST 730821-3	22-20	0.3-0.5					
■ ST 730822-3	20-18	0.5-0.75					
■ ST 730823-3	16-14	1.25-2.0					
■ ST 730824-3	20+18~18+18	1.25-1.60					
ST 731294-3	24-22	0.2-0.3					D
▲ ST 730825-3	22-20	0.3-0.5					
▲ ST 730826-3	20-18	0.5-0.75					
▲ ST 730827-3	16-14	1.25-2.0					
▲ ST 730828-3	20+20~18+18	0.5+0.5~0.75+0.75					
ST 741297-3	24-22	0.2-0.3	Brass Pre-Tin	22.6	13.5	2.3	G
▲ ST 740812-3	22-20	0.3-0.5					
▲ ST 740813-3	20-18	0.5-0.75					
▲ ST 740814-3	16-14	1.25-2.0					
▲ ST 740815-3	20+20~18+18	0.5+0.5~0.75+0.75					
ST 741298-3	24-22	0.2-0.3					H
▲ ST 740816-3	22-20	0.3-0.5					
▲ ST 740817-3	20-18	0.5-0.75					
▲ ST 740818-3	16-14	1.25-2.0					
▲ ST 740819-3	20+20~18+18	0.5+0.5~0.75+0.75					

0709 MULTI CONNECTOR

KOREA ELECTRIC TERMINAL CO., LTD

- General connector designed stably for mid voltage parts.
- Panel mounting type
- Multi type connector is convenient for main assembling and controlling.
- Preventing false connection with variable-shape terminals
- Double lock structure for reliable terminal insertion
- Suitable for freezing, cold storage or machine room

HOUSING

Poles	Female / Rear Holder	Male / Rear Holder
3	**MG 613699-1(V0), MG 613699T-1(GWIT)**  **MG 684552(SEAL)** 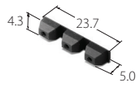 **MG 631230-5(V2)**  **MG 633990-5(V2)**  Suitable Terminal : ST 730841, ST 730842	**MG 623789(V0)**  **MG 684552(SEAL)** 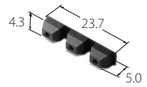 **MG 631230-5(V2)**  **MG 633990-5(V2)**  Suitable Terminal :ST 740829, ST 740830, ST 740831
4	**MG 611227-3(V0)** **MG 611227T-3(GWIT)** 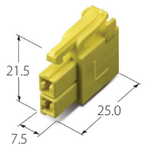 **MG 631228-2(V2)**  **MG 611226-2(V0)** **MG 611226T-2(GWIT)** 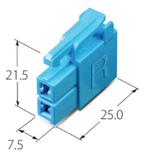 **MG 635178-1(V0)**  **MG 612539(V0)** **MG 612539T(GWIT)** 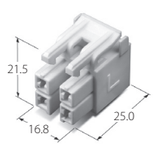 **MG 631229-2(V2)**  **MG 625458-2(GWIT)** 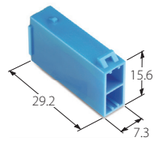 Suitable Terminal : F **MG 621223(V0)**  **MG 621223DT(GWIT)** **MG 621223D(V0)**  **MG 622536(V0)** 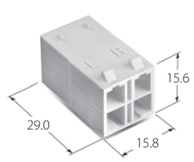 **MG 631229-2(V2)** 

HOLE NO.	APPLICATION TERMINAL TYPE L	M	R	II
1	D	B	A	C
2				

HOLE NO.	APPLICATION TERMINAL TYPE
1	A
2	D
3	A
4	D

HOLE NO.	APPLICATION TERMINAL TYPE
1	F
2	G
3	E
4	H

0709 MULTI CONNECTOR

KOREA ELECTRIC TERMINAL CO., LTD



HOUSING

Poles	Female / Rear Holder	Male / Rear Holder
6	**MG 611227-3(V0)** **MG 611227T-3(GWIT)** 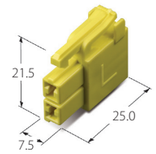 **MG 611225(V0)** 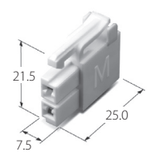 **MG 635592(V0)** 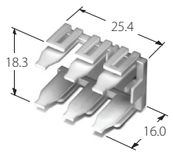 Suitable Housing : MG 612539* MG 612540* **MG 611226-2(V0)** **MG 611226T-2(GWIT)** 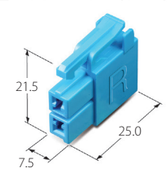 **MG 612540-1(V0)** **MG 612540T-1(GWIT)** 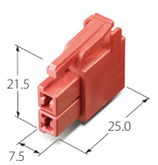 **MG 635178-1(V0)** 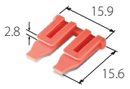 **MG 631228-2(V2)** 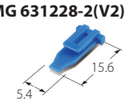 **MG 612539(V0)** **MG 612539T(GWIT)** 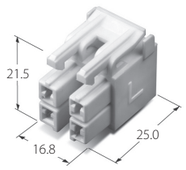 **MG 614524T(GWIT)** 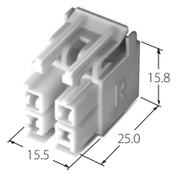 **MG 631229-2(V2)**  **MG 634534-1(V0)** 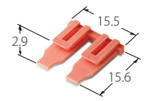 **MG 613699T-1(GWIT)**  **MG 613698T(GWIT)** 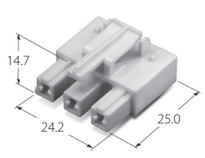 Suitable Terminal : ST 730841, ST 730842 Suitable Terminal : ST 730837, ST 730838	**MG 621224(V0)**  **MG 622537T(GWIT)** **MG 622537-D(V0)** **MG 622537DT(GWIT)**  **MG 622538(V0)**  **MG 631230-2(V2)**  **MG 623697T(GWIT)** **MG 631230-2(V2)** 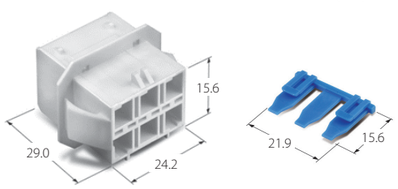 Suitable Terminal : ST 740829, ST 740830

HOLE NO.	APPLICATION TERMINAL TYPE 1	2
1	A	C
2	D	A
3	A	C
4	D	A

HOLE NO.		APPLICATION TERMINAL TYPE 1	2	3
1	4	F	H	H
2	5	E	F	F
3	6	G	G	G

NEW 070 CONNECTOR

KOREA ELECTRIC TERMINAL CO., LTD



PRODUCTS AND APPLICATION

- 0.070 inch tab type wire to wire system offers superior reliability, easy assembly and disconnection.

SECONDARY RETAINER

- The secondary retainers enhance safety in case of partial insertion or accidental release of the contact. Double lock structure for reliable terminal insertion

Current Rating		15A
Voltage Rating		300V
Temperature Range		- 40℃ ~ +120℃
Contact Resistance		3mV/A Min. (Initial Value)
		6mV/A Min. (After Environmental Testing)
Insulation Resistance		1,000MΩMin.
Dielectric Strength		AC 2,500(V / MIN.)
Wire Size		-
Material	**HS'G**	PBT(V0)/ PET+PC(GWIT)
	R/H	PA66(V2)
	TM'L	TAB: Brass/Pre –Tin REC.: Copper Alloy/Pre –Tin



PANEL HOLE DIMENSIONS

Poles	Part No.	Panel hole dimensions(mm) Tolerance ±0.1							
		A	B	C	D	E	F	G	TYPE
2	MG 625305	19.90	13.90	5.00	5.50	8.50	2.00	0.8~2.0	A
3	MG 625308	28.90	22.90	5.00	5.50	9.70	2.00	0.8~2.0	A
4	MG 625311	22.80	16.90	5.00	12.90	15.70	2.00	0.8~2.0	A
6	MG 625314	29.30	22.90	3.80	10.40	15.70	1.60	0.8~2.0	A
9	MG 625316								

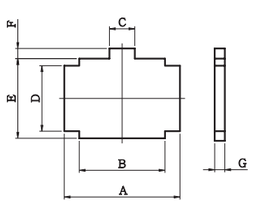

PANEL HOLE DIMENSION(TYPE:A)

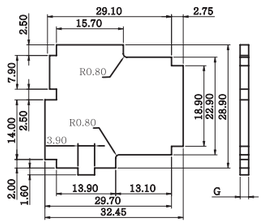

9P PANEL HOLE DIMENSION
MG 625316(T)

NEW 070 CONNECTOR

KOREA ELECTRIC TERMINAL CO., LTD

A

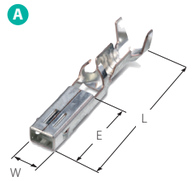

B

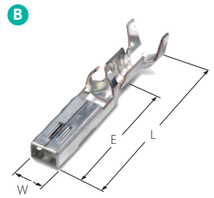

C

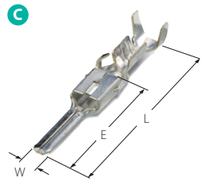

D

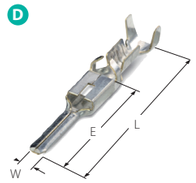

TERMINAL

Part No.	Wire Range		Material	Dimension(mm)			Type
	AWG	mm²	Finish	L	E	W	
■ ST 731433-3S	24-22	0.22-0.34	Copper Alloy Pre-Tin	18.0	10.0	3.0	A
■ ST 731433-3M	20-18	0.53-0.86					
ST 731433-3L	16-14	1.25-2.08					
ST 731433-3DW	20+20 18+18	0.53X2 0.86X2					
■ ST 731434-3S	24-22	0.22-0.34					B
■ ST 731434-3M	20-18	0.53-0.86					
ST 731434-3L	16-14	1.25-2.08					
ST 731434-3DW	20+20 18+18	0.53X2 0.86X2					
■ ST 741435-3S	24-22	0.22-0.34	Brass Pre-Tin	21.8	13.9	1.85	C
■ ST 741435-3M	20-18	0.53-0.86					
ST 741435-3L	16-14	1.25-2.08					
ST 741435-3DW	20+20 18+18	0.53X2 0.86X2					
■ ST 741436-3S	24-22	0.22-0.34					D
■ ST 741436-3M	20-18	0.53-0.86					
ST 741436-3L	16-14	1.25-2.08					
ST 741436-3DW	20+20 18+18	0.53X2 0.86X2					

NEW 070 CONNECTOR

KOREA ELECTRIC TERMINAL CO., LTD

HOUSING

MG 6***** - V0, MG 6*****T - GWIT

Poles	Female	Male	Rear Holder
2	▲ MG 615304 ▲ MG 615304T 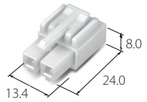 Terminal Type: 1HOLE- A / 2HOLE- A	▲ MG 625305 ▲ MG 625305T ▲ MG 625306 ▲ MG 625306T MG 625508-002 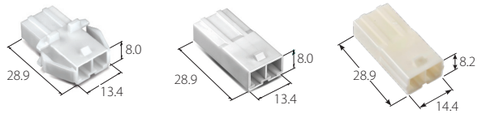 Terminal Type: 1HOLE- C / 2HOLE- C	MG 635317(V2) 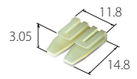
3	▲ MG 615307 ▲ MG 615307T  Terminal Type: 1H- A / 2H- C / 3H- B	▲ MG 625308 ▲ MG 625308-003(B) ▲ MG 625308T ▲ MG 625309 ▲ MG 625309T 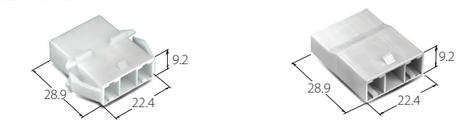 Terminal Type: 1H- C / 2H- A / 3H- D	MG 635318(V2) 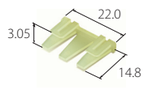
4	▲ MG 615310 ▲ MG 615310T 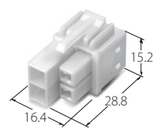 Terminal Type: 1H- A 2H- B / 3H- C / 4H- D	▲ MG 625311 ▲ MG 625311T ▲ MG 625312 ▲ MG 625312T 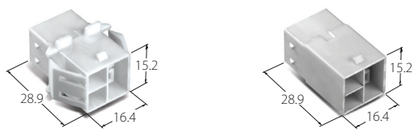 Terminal Type: 1H- C 2H- D / 3H- A / 4H- B	MG 635317(V2) 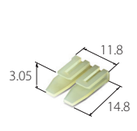
6	▲ MG 615313 ▲ MG 615313T 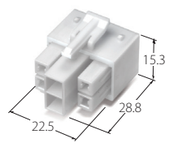 Terminal Type: 1, 6H- B / 2, 5H- C / 3, 4H- A	▲ MG 625314 ▲ MG 625314T ▲ MG 625315 ▲ MG 625315T 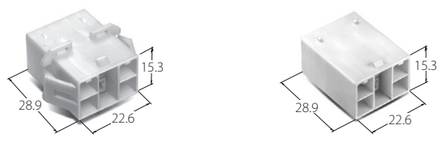 Terminal Type: 1, 6H- D / 2, 5H- A / 3, 4H- C	MG 635318(V2) 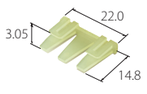
9	▲ MG 625316 ▲ MG 625316T 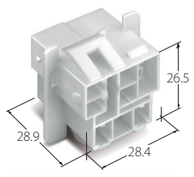 Terminal Type: 1, 2, 3H- C / 4, 6, 7H- A / 5, 8, 9H- D Suitable Housing : MG615304T , MG615307T,MG615310T Suitable R/H : MG635317 , MG635318		
10	■ MG 625461(GWIT) 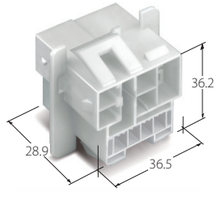 Terminal Type : 1, 2H- C / 6, 7H- A / 8, 9H- D / 3, 4, 5, 0H-NEW 060 MALE TERMINAL Suitable Housing : MG615304T , MG615310(T),MG614158(T) Suitable R/H : MG635317 , MG634164 Suitable Terminal :ST741435,731433,741436, 1084,1085,1086		

NEW 070 CONNECTOR

KOREA ELECTRIC TERMINAL CO., LTD

HOUSING

Poles	Female	Rear Holder	Male	Rear Holder
1	MG 615709-001 	MG 636090-101 	MG 625505-001 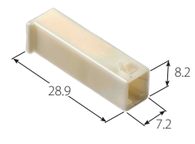	MG 636090-101 
4	■ MG 615695-002 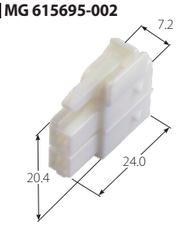 ■ MG 615696-002 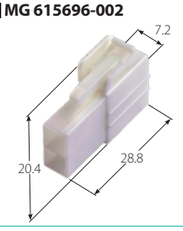	■ MG 636074-102 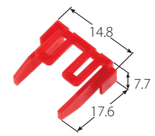 ■ MG 636079-102 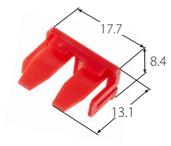	■ MG 625501-004 	■ MG 636075-102 
6	■ MG 615695-002 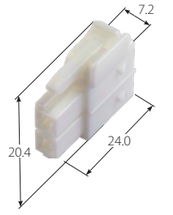 ■ MG 615696-002 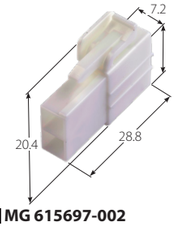 ■ MG 615697-002 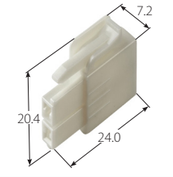	■ MG 636074-102 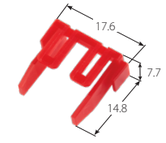 ■ MG 636079-102  ■ MG 636080-103  ■ MG 636081-103 	■ MG 625502-006 	■ MG 636076-103 

070 WP CONNECTOR

KOREA ELECTRIC TERMINAL CO., LTD

LOW INSERTION FORCE

▶ The low insertion force feature provides easy connection with the counterpart.

SAFE LOCK SYSTEM

▶ This connector's locking system prevents serious deformation and unlocking by external force.

WATER PROOF (IP68)

▶ This connector can provide water-proof feature which can used at the inside of laundry machine.



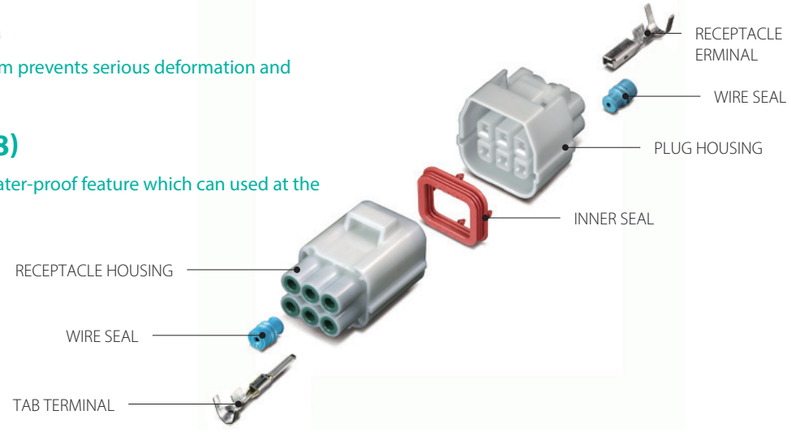

TERMINAL

Ⓐ

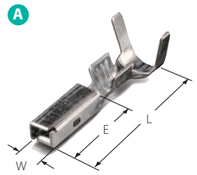

Part No.	Wire Range		Material	Dimension(mm)			Type
	AWG	mm²	Finish	L	E	W	
ST 731385-3	22-20	0.34-0.53	Copper Alloy Pre-Tin	16.0	7.0	2.7	Ⓐ
ST 731386-3	18-16	0.86-1.38					
ST 731387-3	14	2.17					
ST 741350-3	22-20	0.34-0.53	Brass Pre-Tin	22.7	13.5	1.8	Ⓑ
ST 741351-3	18-16	0.86-1.38					
ST 741352-3	14	2.17					

Ⓑ

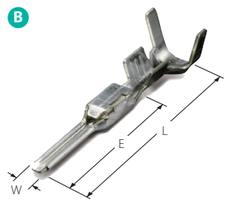

WIRE SEAL

Part No.	Wire Insulation Range (STANDARD)	Material	Color	Dimension(mm)		Type
				L	E	
MG 685431	Ø1.60-1.80	Silicone	Blue	8.00	Ø5.40	Ⓒ
MG 685432	Ø2.50		Red			Ⓓ
MG 685433	Ø2.80-3.10		Gray			Ⓔ
MG 685434	Ø3.30		Green			Ⓕ
MG 685435	070 WP Dummy Seal		Black	6.20		Ⓖ

Ⓒ



Ⓓ



Ⓔ



Ⓕ



Ⓖ



HOUSING

Poles	Female	Male	Poles	Female	Male
3	■ MG 655832(GWIT)	■ MG 625457(GWIT)	6	◘ MG 655771(GWIT	◘ MG 625442(GWIT)
	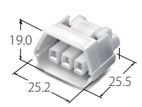			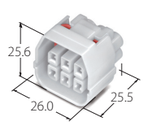	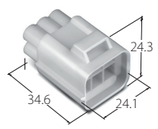

1806 D/L CONNECTOR

KOREA ELECTRIC TERMINAL CO., LTD



PANEL HOLE DIMENSIONS

Panel hole dimensions are different according to number of circuits and type of housing. Punch hole per drawing is as below, not leaving any burr.

HOUSING FOR 1806 D/L TERMINAL

Poles	Part No.	Panel hole dimensions(mm) Tolerance ±0.1							
		A	B	C	D	E	F	G	H
1	MG 621533	5.0	-	13.7	3.2	5.5	-	2.0	7.7
2	MG 621173	10.1	13.7	20.3	1.5	5.5	8.5	4.0	13.7
3	MG 621174	10.1	19.9	26.5	1.5	5.5	8.5	4.0	19.9
4	MG 621175	10.1	26.1	32.7	1.5	5.5	8.5	4.0	26.1
6	MG 621469	10.1	19.9	26.5	4.62	6.7	15.7	4.0	19.9

Applicable panel thickness : 0.3~2.4mm

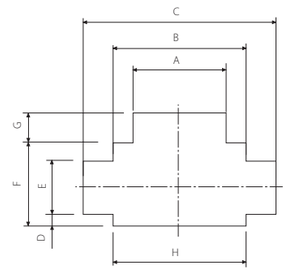

1, 2, 3, 4, 5, 6P

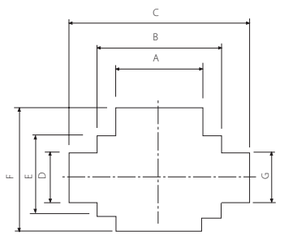

9P

Poles	Part No.	Panel hole dimensions(mm) Tolerance ±0.1							
		A	B	C	D	E	F	G	
9	MG 622880	14.5	25.9	33.1	12.1	19.9	25.8	10.1	

Applicable panel thickness:0.7~2.0mm

1806 D/L CONNECTOR

KOREA ELECTRIC TERMINAL CO., LTD

- Connector for high voltage application with its large contact area
- Employed rear holder to prevent terminals from incomplete lock.
- With minimum exposure, it protect wings from damage.
- Application : Compressor in air conditioner, motor part in refrigerator.



TERMINAL

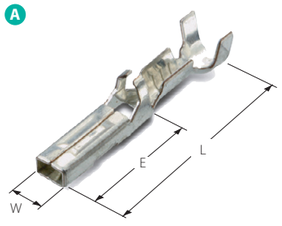

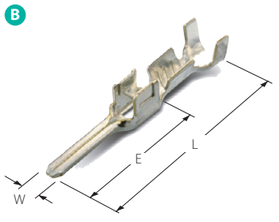

Part No.	Wire Range		Material	Dimension(mm)			Type
	AWG	mm²	Finish	L	E	W	
ST 730872-3	26-24	0.13-0.22	Copper Alloy Pre-Tin	19.1	10.0	3.0	A
▲ ST 730694-3	22-20	0.3-0.5					
▲ ST 730695-3	20-18	0.5-0.75					
▲ ST 730696-3	16-14	1.25-2.0					
▲ ST 730697-3	20+20 ~ 18+18	0.5+0.5 ~ 0.75+0.75					
ST 740871-3	26-24	0.13-0.22	Brass Pre-Tin	22.5	13.4	1.8	B
▲ ST 740690-3	22-20	0.3-0.5					
▲ ST 740691-3	20-18	0.5-0.75					
▲ ST 740692-3	16-14	1.25-2.0					
▲ ST 740693-3	20+20 ~ 18+18	0.5+0.5 ~ 0.75+0.75					

1806 D/L CONNECTOR
KOREA ELECTRIC TERMINAL CO., LTD

HOUSING

MG 6***** - V0, MG 6*****T - GWIT

Poles	Female	Male / Cover	Rear Holder
1	▲ MG 611532 ■ MG 611532T 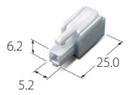	▲ MG 621534 ■ MG 621534T ▲ MG 621533 ■ MG 621533T ■ MG 625489-001 (Cover Top) ■ MG 625490-201 (Cover Bottom) 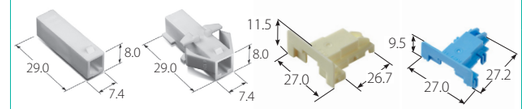	▲ MG 631535-2 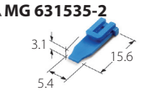 MG 685342 (SEAL) 
2	▲ MG 611163 ■ MG 611163T 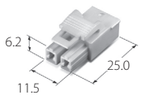	▲ MG 621164 ■ MG 621164T 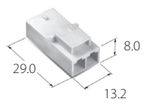 ▲ MG 621173 ■ MG 621173T 	▲ MG 631165-2 
3	▲ MG 611166 ■ MG 611166T 	▲ MG 621167 ■ MG 621167T 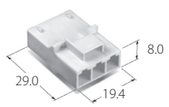 ▲ MG 621174 ■ MG 621174T 	▲ MG 631168-2 
4	▲ MG 611169 ■ MG 611169T 	▲ MG 621170 ■ MG 621170T  ▲ MG 621175 	▲ MG 631171-2 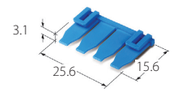
	MG 615564(GWIT) MG 615564L 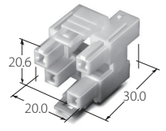	MG 625434(GWIT) MG 625434L 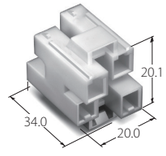	MG 635703-2 MG 635703L-2 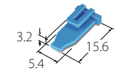
6	▲ MG 611468 ■ MG 611468T 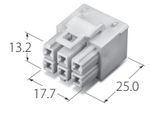	▲ MG 621470 MG 621470T 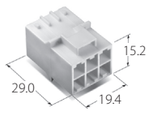 ▲ MG 621469 MG 621469T 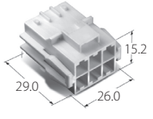	▲ MG 631168-2 
9	▲ MG 612725 MG 612725T 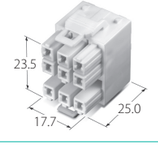	▲ MG 622724 MG 622724T 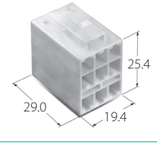 ▲ MG 622880 MG 622880T 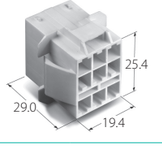	

1806 CONNECTOR

SPECIFICATION



Typeof CONNECTOR



Recognized
File No. E 101181

Certified
File No. LR 60232

TÜVRheinland®

TUV Licensed
File No. R 50309339
(Conforms to DIN/ VDE 0627)

	Material : PBT
HOUSING	Available in 1, 2, 3, 4, 6, 9, 12, 15, 16 circuit. Can be used either panel mounting or free hanging

	Material		
TERMINAL	RECEPTACLE	C	COPPER ALLOY
	TAB	C	BRASS
	Available in two sizes for wire 0.13~2.0mm²(AWG 26~14)		

Temperature Range	-40℃ ~ +105℃
Current Rating	15A(Max)
Voltage Drop	3(mV / A)MAX.(Initial Value)
Insulation Resistance	1,000(MΩ) / DC500(V)
Dielectric Strength	AC 2,500(V / MIN. Initial Value)

1806 CONNECTOR

KOREA ELECTRIC TERMINAL CO., LTD

PANEL HOLE DIMENSIONS

Panel hole dimensions are according to number of circuits and type of housing. Punch hole per drawing is as below, not leaving any burr.

HOUSING FOR 1806 PIN TERMINAL

Poles	Housing Part No.	Panel hole dimensions(mm) Tolerance ±0.13								
		A	B	C	D	E	F	G	H	I
2	MG 620225	18.9	13.3	10.0	1.5	4.0	10.2	1.2	7.9	5.8
3	MG 620227	24.9	19.3	12.0	1.5	4.0	10.2	1.2	7.9	5.8
4	MG 620229	18.9	13.3	10.0	1.5	4.0	16.8	1.2	14.5	9.4
4	MG 620231	30.9	25.3	13.8	1.5	4.0	10.2	1.2	7.9	5.8
6	MG 620233	24.9	19.3	12.0	1.5	4.0	16.8	1.2	14.5	9.4
9	MG 620235	24.9	19.3	12.0	1.5	4.0	23.4	1.2	21.1	12.4
12	MG 620237	30.9	25.3	13.8	1.5	4.0	23.4	1.2	21.1	12.4
15	MG 620239	36.9	31.3	13.8	1.5	4.0	23.4	1.2	21.1	12.4
16	MG 620582	54.9	49.3	17.0	1.5	3.5	17.3	1.65	14.5	12.5

Applicable panel thickness : 0.8~2.4mm

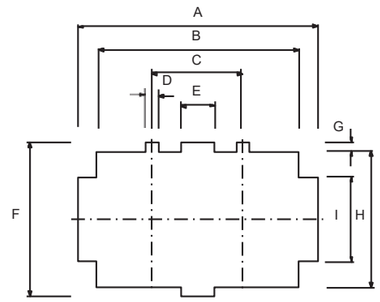

PANEL MOUNTING DIMENSIONS

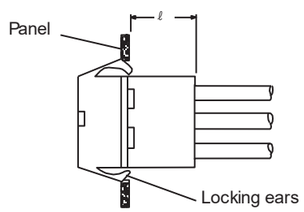

APPLICATION	"ℓ"(mm)
Housing For 1806 Pin Term	15.0

For panel mounting, insert receptacle straight through mounting hole until both locking ears snap against both sides of the panel hole as shown.

1806 CONNECTOR



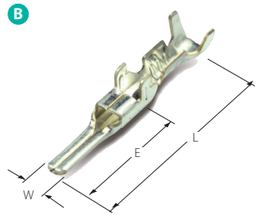

TERMINAL

Part No.	Description	Wire Range AWG(mm²)	Material / Finish	Dimension(mm) L	E	W	Type
▲ ST 730459-3	1806 REC.(S)	26-24 (0.13-0.22)	Copper Alloy Pre-Tin	16.0	8.0	2.9	A
▲ ST 730460-3	1806 REC.(M)	22-20 (0.32-0.52)					
▲ ST 730461-3	1806 REC.(L)	18-14 (0.75-2.0)					
▲ ST 730462-3	1806 REC.(XL)	20+18 20+16, 18+18					
■ ST 731228-3	1806 REC.(DL)	24-22 0.22-0.32					
■ ST 731131-3	1806 REC.(DL)	20-18 0.5-0.75					
ST 731396-3	1806 REC.(DL)	20 + 20, 22 + 22					
▲ ST 740463-3	1806 TAB(S)	26-24 (0.13-0.22)	Brass Pre-Tin	20.6	7.7	1.8	B
▲ ST 740464-3	1806 TAB(M)	22-20 (0.32-0.52)					
▲ ST 740465-3	1806 TAB(L)	18-14 (0.75-2.0)					
▲ ST 740466-3	1806 TAB(XL)	20+18 20+16,18+18					
■ ST 741266-3	1806 TAB(DL)	24-22 0.22-0.32					
■ ST 741130-3	1806 TAB(DL)	20-18 0.5-0.75					

HOUSING

Poles	Female / Rear Holder	Male / Rear Holder
1	▲ MG 610222 (V0) ■ MG 610222T(GWIT) MG 610222S (V0) 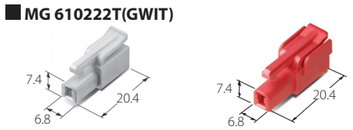	▲ MG 620223 (V0) ■ MG 620223T(GWIT) 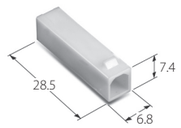
2	▲ MG 610224 -5(V0)  Suitable Terminal : ST 730459,460,461,462	▲ MG 620225 (V0) 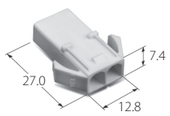 ■ MG 621158 (V0) 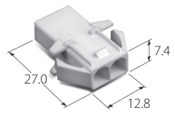 ▲ MG 620426 (V0) 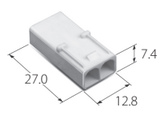 Suitable Terminal : ST 740463,464,465,466
2 (DL)	■ MG 610224T-5 (Dual Lock,GWIT) MG 635636-3(V0)  ■ MG 610224ST-5(GWIT) MG 610224S-5(V0)  Suitable Terminal : ST 731228,731131,731396	MG 620225T-002 (Dual Lock,GWIT) 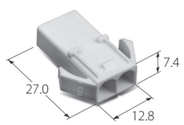 ■ MG 620426T-5 (Dual Lock,GWIT)  ■ MG 620426S-5(GWIT)  MG 634482-1(V0) 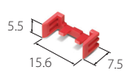 Suitable Terminal : ST 741266, 741130

1806 CONNECTOR

KOREA ELECTRIC TERMINAL CO., LTD

HOUSING

MG 6***** - V0, MG 6*****T - GWIT

Poles	Female	Male	
3	▲ MG 610226, MG 610226T-003 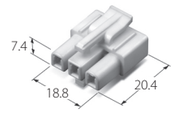	▲ MG 620227 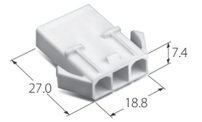	▲ MG 620427, MG 620427T-003 
4	▲ MG 610228, ■ MG 610228T-004 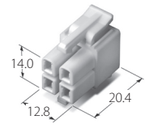	▲ MG 620229 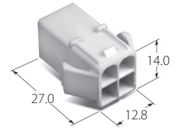	▲ MG 620429, ■ MG 620429T-004 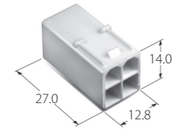
	▲ MG 610230, ■ MG 610230T 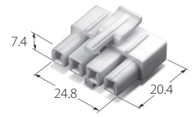	▲ MG 620231 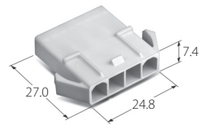	▲ MG 620428, ■ MG 620428T 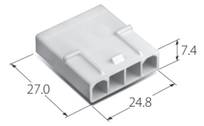
6	▲ MG 610232, MG 610232T-006 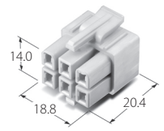	▲ MG 620233, MG 620233T-006 	▲ MG 620430, ■ MG 620430T-006 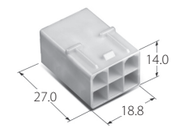
9	▲ MG 610234, MG 610234T-009 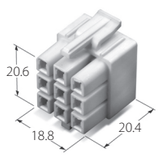	▲ MG 620235, MG 620235T-009 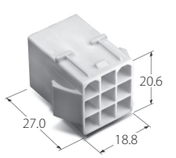	▲ MG 620431, MG 620431T-009 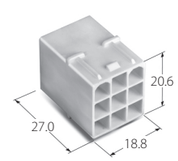
12	▲ MG 610236 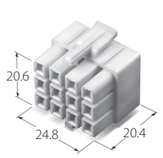	▲ MG 620237 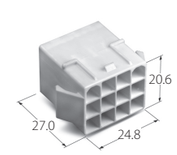	△ MG 620432 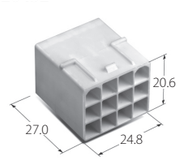
15	▲ MG 610238 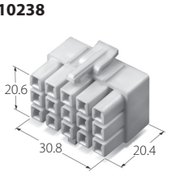	▲ MG 620239 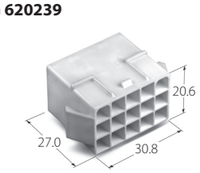	△ MG 620433 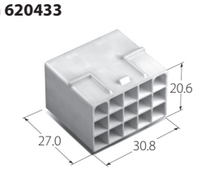

1806 PCB CONNECTOR

KOREA ELECTRIC TERMINAL CO., LTD

HOUSING

MG 6***** - V0, MG 6*****T - GWIT

Poles	Female	Male
16	◬ MG 610581(V0) 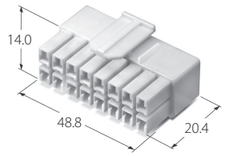	◬ MG 620582(V0)  Suitable Terminal : ST 730983-3 , ST 730983-3

PCB HOUSING

Poles	Female		Wafer		
1	◬ MG 610596(V2) 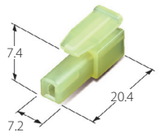		◬ MG 640595(V2)  		
2	◬ MG 610599(V2) ■ MG 610599R(V0) MG 610599T(GWIT) 	■ MG 615468-5(V0) 	◬ MG 640598(V2) (8mm) 	■ MG 645470-5(V2) 	■ MG 640598R(V0) 
3	◬ MG 610606(V2) ■ MG 610606R(V0) MG 610606T(GWIT) 		◬ MG 640608(V2)(6mm) 	■ MG 640608R(V0) 	
4	◬ MG 610476(V2) / MG 610476R(V0) 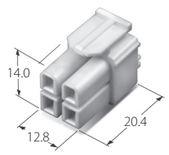		◬ MG 640475(V2)(6mm) / MG 640475R(V0)  		
8	■ MG 613374(V0) 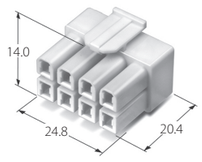		■ MG 643375(V0)  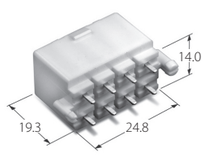		

060 PCB CONNECTOR(4.2mm Pitch)

Ⓐ 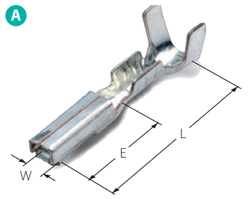

TERMINAL

Part No.	Wire Range		Material	Dimension(mm)			Type
	AWG	mm²	Finish	L	E	W	
■ ST 730982-3	24-22	0.2-0.3	Copper Alloy Pre-Tin	15.0	6.2	2.2	Ⓐ
■ ST 730983-3	20-18	0.5-0.75					

HOUSING

Poles	Female	Wafer
4	■ MG 613368(V0) 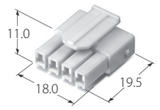	MG 643369(V0)  
12	■ MG 613371(V0) 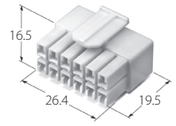	■ MG 643372(V0)  

Ⓑ 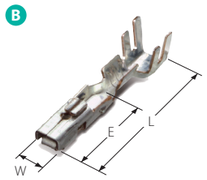

NEW 060 TERMINAL

Part No.	Wire Range		Material	Dimension(mm)			Type
	AWG	mm²	Finish	L	E	W	
■ ST 731324-3	24-22	0.2-0.3	Copper Alloy Pre-Tin	14.3	4.6	2.2	Ⓑ
■ ST 731307-3	20-18	0.5-0.85					

HOUSING

Poles	Female / Rear Holder		
3	■ MG 615664-003(GWIT) 	MG 613212(V0) ■ MG 613212T-003(GWIT) 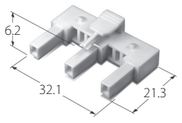	MG 633861-1(V0) 
4	MG 615482T-004(GWIT) 	MG 635483-2(V0) 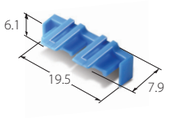	

NEW 060 CONNECTOR

KOREA ELECTRIC TERMINAL CO., LTD

LOW INSERT FORCE CONTACT

- The low insertion force feature reduces surface wear and reduce the effects of stress.

INTER-HOUSING LOCK

- This inter-housing lock feature secures the plug to the receptacle and prevents accidental disconnection.
- The lock is protected from external forces that might be being generated during routing of wires.

SECONDARY RETAINER

- The secondary retainers are preventing from partial insertion or accidental release of the contact.

Current Rating		10A
Voltage Rating		300V
Temperature Range		- 40℃ ~ + 105℃
Contact Resistance		3mV/A Min. (Initial Value)
		6mV/A Min. (After Environmental Testing)
Insulation Resistance		1,000MΩMin
Dielectric Strength		AC 2,500(V / MIN.)
Wire Size		AWG #26~16, #22+22
Material	**HS'G**	PBT(V0)/ PET+PC(GWIT)
	R/H	PA66(V0)
	TM'L	TAB: Brass/Pre –Tin REC.: Copper Alloy/Pre –Tin



PANEL HOLE DIMENSIONS

Poles	Part No.	Panel hole dimensions(mm) Tolerance ±0.1, -0											
		A	B	C	D	E	F	G	H	I	J	K	TYPE
2	MG 624540	15.20	10.20	2.40	4.80	5.00	4.20	5.60	1.00	-	-	0.3~2.0	A
4	MG 624490	15.20	10.20	2.40	4.80	5.95	8.20	10.65	1.00	-	-	0.3~2.0	A
4	MG 624159	23.60	19.20	10.80	12.80	15.20	3.50	1.40	4.20	7.00	1.00	0.3~2.0	B
6	MG 624161	19.40	15.00	10.80	3.80	6.20	3.50	2.45	8.20	13.10	1.00	0.3~2.0	B
8	MG 624163	23.60	19.20	10.80	5.20	7.60	3.50	2.45	8.20	13.10	1.00	0.3~2.0	B

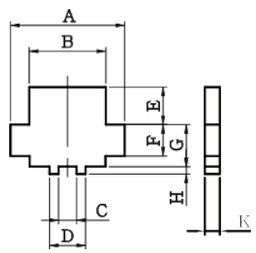

PANEL HOLE DIMENSION (TYPE:A)

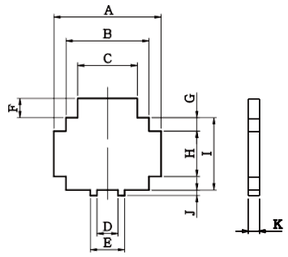

PANEL HOLE DIMENSION (TYPE:B)

NEW 060 CONNECTOR

KOREA ELECTRIC TERMINAL CO., LTD

- These connectors are used in industrial equipments and home appliances such as microwave ovens, laundry machines and refrigerators.
- They are suitable for connecting mid and high current carrying circuits, and are available both in relay models and panel-mounting models.
- Rear holders are fitted to structures to prevent incomplete terminal locking or non-insertion.
- Terminals are designed as a box-type structure to improve contact and electrical reliability.
- The push-pull locking structure prevents arm-locking in housing locking types.

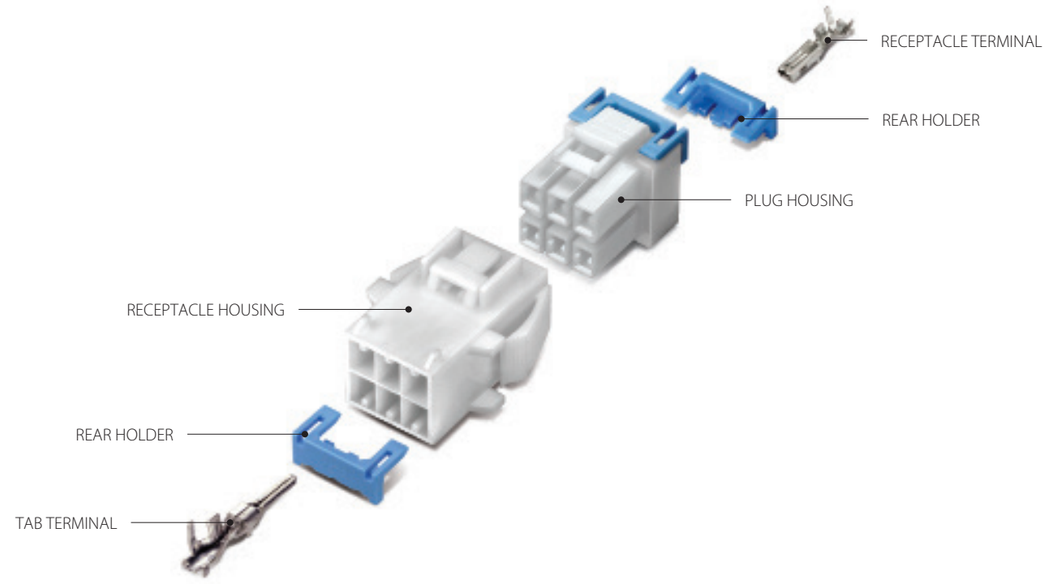

A



B

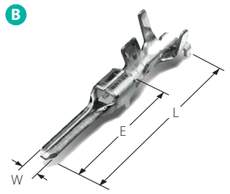

TERMINAL

Part No.	Wire Range		Material	Dimension(mm)			Type
	AWG	mm²	Finish	L	E	W	
■ ST 731081-3	26-22	0.13-034	Copper Alloy Pre-Tin	14.5	5.0	2.5	A
■ ST 731082-3	20-18	0.52-0.87					
■ ST 731083-3	18-16 22+22	0.87-1.32					
■ ST 741084-3	26-22	0.13-034	Brass Pre-Tin	18.3	8.6	1.5	B
■ ST 741085-3	20-18	0.52-0.87					
■ ST 741086-3	18-16 22+22	0.87-1.32					

NEW 060 CONNECTOR

KOREA ELECTRIC TERMINAL CO., LTD

HOUSING

Poles	Female	Male		Rear Holder
2	■ MG 614538(GWIT) 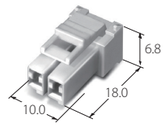	■ MG 624537(GWIT) 	■ MG 624540(GWIT) 	■ MG 634487-2(V0) 
4	■ MG 614158(GWIT) 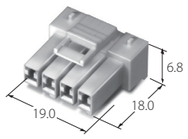	■ MG 624208(GWIT) 	■ MG 624159(GWIT) 	■ MG 634164-2(V0) 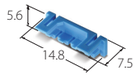
	■ MG 614488(GWIT) 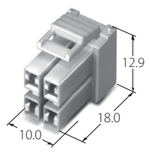	■ MG 624489(GWIT) 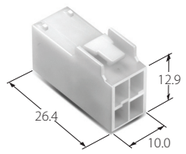	■ MG 624490(GWIT) 	■ MG 634487-2(V0) 
6	■ MG 614160(GWIT) ■ MG 614812(V0) 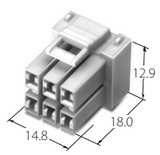	■ MG 624209(GWIT) 	■ MG 624161(GWIT) 	■ MG 634165-2(V0) 
	■ MG 615679-006 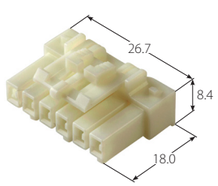	■ MG 625494-006 		MG 635982-206 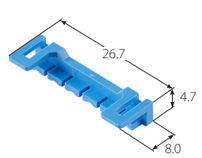

NEW 060 CONNECTOR

KOREA ELECTRIC TERMINAL CO., LTD

HOUSING

Poles	Female	Male		Rear Holder
8	■ MG 614162(GWIT) ■ MG 614814(VO) 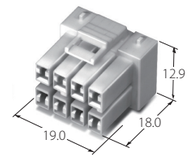	■ MG 624210(GWIT) 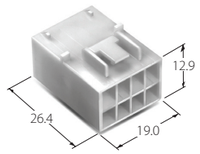	■ MG 624163(GWIT) MG 624163L(VO) 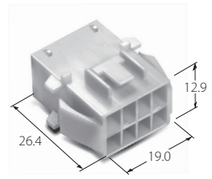	■ MG 634164-2(V0) 
	■ MG 615679-008 	■ MG 625494-008 		■ MG 635982-208 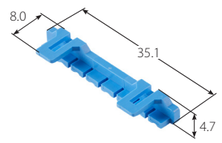

HYBRID 24P CONNECTOR

KOREA ELECTRIC TERMINAL CO., LTD

PRODUCTS AND APPLICATION

- A hybrid connector that combines 60" and 35" into one and can be applied to various circuits.
- This inner lock structure strengthens the connection of the connector and prevents lever deformation.

SECONDARY RETAINER

- The secondary retainers are preventing from partial insertion or accidental release of the contact.

Series & Circuit		A/C 10P (NEW 060 SERIES)	D/C 14P (035 SERIES)
Current Rating		10A	3A
Voltage Rating		300V AC/DC	250V AC/DC
Temperature Range		- 40℃ ~ +105℃	
Contact Resistance		5mV/A Min. (Initial Value)	
		10mV/A Min. (After Environmental Testing)	
Insulation Resistance		1,000MΩMin /100MΩ Min	
Dielectric Strength		AC 2,500V (Minute)	AC 2,000V (Minute)
Wire Size		AWG #26-16	AWG #26-22
Material	**HS'G**	PET+PC(GWIT)	
	R/H	PBT(V0)	
	TM'L	Female: Copper Alloy/Pre-Tin Male: Brass/Pre-Tin	



TERMINAL







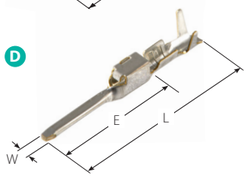

Part No.	Wire Range AWG	Wire Range mm²	Material Finish	Dimension(mm) L	E	W	Type
■ ST 731081-3	26-22	0.13-034	Copper Alloy Pre-Tin	14.5	5.0	2.5	A
■ ST 731082-3	20-18	0.52-0.87					
■ ST 731083-3	18-16 22+22	0.87-1.32					
■ ST 731449-3T	26-24	0.13-0.22		10.4	4.9	1.6	B
■ ST 741084-3	26-22	0.13-034	Brass Pre-Tin	18.3	8.6	1.5	C
■ ST 741085-3	20-18	0.52-0.87					
■ ST 741086-3	18-16 22+22	0.87-1.32					
■ ST 741388-3T	26-24	0.13-0.22		15.5	10.0	0.9	D

HOUSING

Poles	Female	Male	Rear Holder	
24	■ MG 615675-024(GWIT)	■ MG 625488-024(GWIT)	■ MG 635955-210(10P, V0)	■ MG 635956-214(14P, V0)
			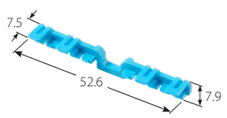	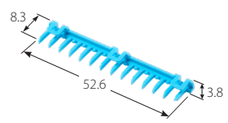

NEW 050 CONNECTOR

KOREA ELECTRIC TERMINAL CO., LTD

TWO FUNCTION(WP / NWP)

- Design for parts which requires waterproof and non water proof function.

SECONDARY RETAINER

- The secondary retainers enhance safety in case of partial insertion or accidental release of the contact. Double lock structure for reliable terminal insertion

Current Rating		8A
Voltage Rating		300V
Temperature Range		- 40℃ ~ +105℃
Contact Resistance		3mV/A Min. (Initial Value)
		6mV/A Min. (After Environmental Testing)
Insulation Resistance		1,000MΩMin
Dielectric Strength		AC 2,500(V / MIN.)
Wire Size		AWG #26-18, #20+20, #18+18
Material	**HS'G**	PA66 (V0), PET+PC(GWIT)
	R/H	PA66(V0)
	TM'L	TAB: Brass Pre -Tin REC. : Copper Alloy/Pre -Tin



PANEL HOLE DIMENSIONS

Poles	Part No.	Panel hole dimensions(mm) Tolerance ±0.1, -0 A	B	C	D	E	F	G	H	I
12	MG 624693	38.65	33.85	10.40	5.90	17.70	4.30	4.85	6.95	0.8-2.0
12	MG 625251	31.10	26.30	10.40	5.90	14.40	4.00	-	-	0.8-2.0
18	MG 625255	47.60	42.80	10.40	5.90	14.40	4.00	-	-	0.8-2.0
20	MG 625431	47.90	43.10	10.40	5.90	14.40	3.50	-	-	0.8-2.0

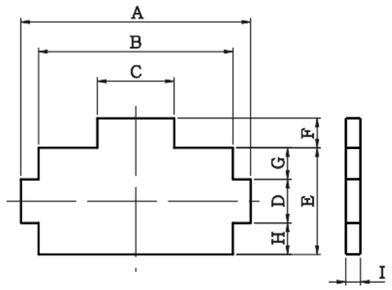

PANEL HOLE DIMENSION

NEW 050 CONNECTOR

KOREA ELECTRIC TERMINAL CO., LTD

- These connectors are used in industrial equipments and home appliances such as microwave ovens, laundry machines and refrigerators.
- They are suitable for connecting mid and high current carrying circuits, and are available both in relay models and panel-mounting models.



Ⓐ

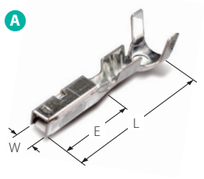

Ⓑ

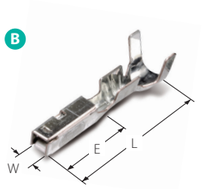

Ⓒ



Ⓓ

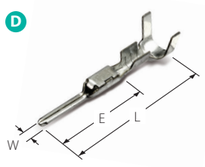

TERMINAL

Part No.	Wire Range AWG	Wire Range mm²	Material Finish	Dimension(mm) L	Dimension(mm) E	Dimension(mm) W	Type
■ ST 731169-3	24-22	0.22-034	Copper Alloy Pre-Tin	15.8	6.5	2.05	Ⓐ
■ ST 731170-3	20-18	0.53-0.86					
■ ST 731303-3	20+20 18+18	1.0-1.72					
■ ST 731395-3	26-24	0.13-0.22					Ⓑ
■ ST 731171-3	24-22	0.22-034					
■ ST 731172-3	20-18	0.53-0.86					
■ ST 741173-3	24-22	0.22-034	Brass Pre-Tin	22.2	12.9	1.2	Ⓒ
■ ST 741174-3	20-18	0.53-0.86					
■ ST 741304-3	20+20 18+18	1.0-1.72					
■ ST 741357-3SS	26-24	0.13-0.22					Ⓓ
■ ST 741175-3	24-22	0.22-034					
■ ST 741176-3	20-18	0.53-0.86					

WIRE SEAL

Part No.	Wire Insulation Range (STANDARD)	Material	Color	Dimension(mm) L	Dimension(mm) E	Type
MG 684872	NEW 050 Inner Seal	Silicone	Black	-	-	Ⓔ
MG 684699	Ø2.15-2.30		Red	7.0	Ø4.6	Ⓕ
MG 684700	Ø2.5-2.75		Blue			Ⓖ
MG 683695	NEW 050 Dummy Seal		Black	6.2	Ø4.9	Ⓗ

Ⓔ



Ⓕ



Ⓖ



Ⓗ



NEW 050 CONNECTOR

KOREA ELECTRIC TERMINAL CO., LTD

HOUSING(WATERPROOF)

Poles	Female	Rear Holder	Male	Rear Holder
12	■ MG 614695(V0) 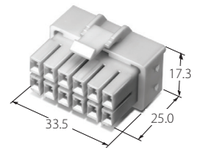	■ MG 634697-2(V0) 	■ MG 624693(V0) 	MG 634698-1(V0) 

HOUSING (NON-WATERPROOF)

Poles	Female	Male		Rear Holder
12	■ MG 615249(V0) MG 615249T-012(GWIT) 	■ MG 625250(V0) 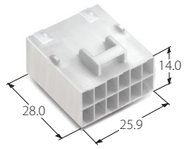	■ MG 625251(V0) MG 625251T-012(GWIT) MG 625481-012(V0) 	MG 635252-2(V0) 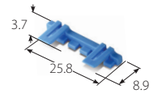
18	MG 615253(GWIT) 	MG 625254(GWIT) 	MG 625255(GWIT) 	MG 635256-2(V0) 
20	MG 615562(GWIT) 	MG 625432(GWIT) 	MG 625431(GWIT) 	MG 635620-2(V0) 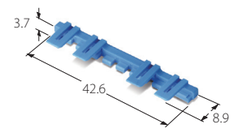
	MG 615636-120(GWIT) 	MG 625483-120(GWIT) 		

040 CONNECTOR

PRODUCTS AND APPLICATION

Current Rating		7A
Voltage Rating		300V AC/DC
Temperature Range		- 40℃ ~ +105℃
Contact Resistance		5mV/A Min. (Initial Value)
		10mV/A Min. (After Environmental Testing)
Insulation Resistance		1,000MΩMin /100MΩ Min
Dielectric Strength		AC 2,500(V / MIN. Initial Value)
Wire Size		AWG #22-18
Material	**HS'G**	PET+PC(GWIT)
	R/H	PBT(V0)
	TM'L	Female : Copper Alloy / Pre-Tin



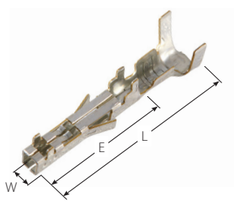

TERMINAL

Part No.	Wire Range		Material	Dimension(mm)		
	AWG	mm²	Finish	L	E	W
■ ST 731504-3S	22-18	0.3-0.85	Brass / Pre-Tin	15.0	9.5	1.6

HOUSING

Poles	Female / Rear Holder	
3	■ MG 615648-003(GWIT) 	MG 636060-201(V0) 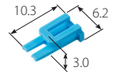

1006 CONNECTOR

Crimping type wire-to-wire connectors 2.5mm pitch disconnectable connectors with panel lock and box type contacts.

- In addition to electrical applications such as air conditioners, sewing machines, etc. 1006 connectors are also applicable in the field of electronics for instruments and micro-computers.



Current rating	Temperature range	Contact resistance	Insulation resistance	Withstand voltage
3A AC, DC	-25℃~+85℃	20mΩ/max.	500MΩ/min.	1,000V AC/minute

PANEL HOLE DIMENSIONS

poles	Application		Panel thickness(mm)					
	Housing Connector		0.5-0.9		1.0-1.2		1.6-2.0	
	Part No.	Description	A	B	A	B	A	B
			+0.15 / -0	±0.1	+0.15 / -0	±0.1	+0.15 / -0	±0.1
2	MG 610128	1006 2P	5.7	9.6	5.7	9.8	5.7	10.0
6	MG 610136	1006 6P	15.7	19.6	15.7	19.8	15.7	20.0
10	MG 610144	1006 10P	25.7	29.6	25.7	29.8	25.7	30.0
	MG 610144T-010	1006 10P(Plastic)	25.7	29.6	25.7	29.8	25.7	30.0
		1006 10P(Steel)	25.7	30.1	25.7	30.3	25.7	30.5
12	MG 610148	1006 12P	30.7	34.6	30.7	34.8	30.7	35.0

PANEL MOUNTING DIMENSIONS

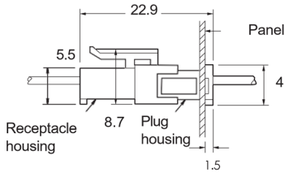

TÜVRheinland®
TUV Licensed
File No. 5030547
(Conforms to DIN / VDE 0627)

FEATURES

- Suitable for wide range of panel thickness
- Panel locking mechanism allows easy mounting; no tools are needed.
- Male and female connector interlocking is positive and strong, and keeps mated connectors firmly together.
- Folded type male contact is strong to withstand twist or bend.
- Spring contact surface assures easy, trouble-free mating and long life from repeated disconnections.
- Multi-pole shell type housing protects and isolates contacts completely; rectangular shape gives stable location for both connectors and contacts; turn or twist prevented.
- Polarization prevents mismating.
- Box type socket contact makes connection to both sides of the male pin with clean wiping action and high contact pressure.
- Mating parts are protected inside of the wrapped construction.

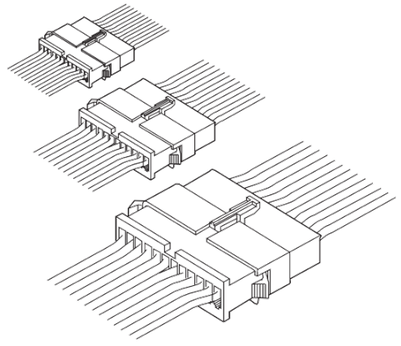

1006 CONNECTOR

KOREA ELECTRIC TERMINAL CO., LTD

HOUSING

Poles	Female	Male
3	○ MG 610128(V0) MG 610128T-002(GWIT) 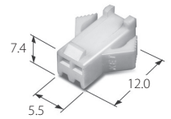	○ MG 620129(V0) MG 620129T-002(GWIT) 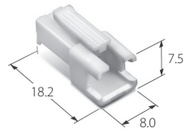
	MG 611364(V0)  ○ MG 610136(V0) 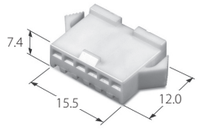	○ MG 620137(V0) 
	○ MG 610144(V0) MG 610144T-010(GWIT) 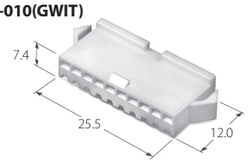	○ MG 620145(V0) MG 620145T-010(GWIT) 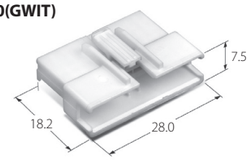
	○ MG 610148(V0) 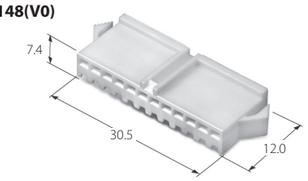	○ MG 620149(V0) 

Ⓐ



TERMINAL

Part No.	Description	Wire Range AWG(mm2)	Material / Finish	Dimension(mm) L	E	W	Type
○ ST 730335-3 ST 730910-3	1006 Rec.	22 (0.30)	Phos. Bronze Pre-Tin	9.0	3.8	1.9	Ⓐ
○ ST 740334-3	1006 Tab.	24-22 (0.22-0.30)	Brass Pre-Tin	15.8	7.0	1.0	Ⓑ

Ⓑ



SENSOR CONNECTOR

MG 610454(V0)
MG 610454T-004(GWIT)

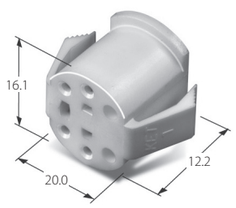

2.5mm CONNECTOR

KOREA ELECTRIC TERMINAL CO., LTD

PRODUCTS AND APPLICATION

- Small, compact size connector and low insertion force contacts
- Connector for low voltage and low current application
- Employed rear holder to prevent terminals from incomplete locking.
- Application : All kind of application for signal

Current Rating		4A
Voltage Rating		250V AC/DC
Temperature Range		- 40℃ ~ +105℃
Contact Resistance		10mV/A Min. (Initial Value)
		20mV/A Max. (After Environmental Test)
Insulation Resistance		1,000MΩMin
Dielectric Strength		AC 1,500(V / MIN.)
Wire Size		AWG #26~24
Material	HS'G	PET+PC GWIT
	R/H	PET+PC GWIT
	TM'L	Female : Copper Alloy / Pre-Tin Male : Brass / Pre-Tin
	PCB	HSG : PA66 V0 , PIN : BRASS/Tin Plating







Ⓐ



TERMINAL

Part No.	Wire Range AWG	Wire Range mm2	Material / Finish	Dimension(mm) L	E	W	Type
ST 731454-3SS	26-24	0.13-0.22	Copper Alloy Pre-Tin	7.9	3.6	1.9	Ⓐ
ST 741461-3T	26-22	0.13-0.3	Brass Pre-Tin	14.6	9.8	0.64	Ⓑ

Ⓑ

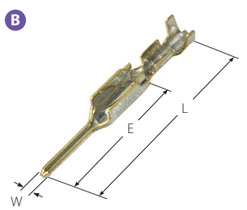

4M HOUSING WING

MG 625497-004(GWIT)



2.5mm CONNECTOR

HOUSING

Poles	Wafer	Female	Male	Rear Holder
2	MG 646077-002(GWIT) 	MG 615632-002(GWIT) 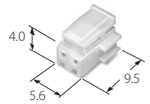	MG 625500-002(GWIT) MG 625504-002(GWIT) 	MG 635826-202 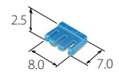
3	MG 646077-003(GWIT) 	MG 615632-003(GWIT) 	MG 625500-003(GWIT) MG 625504-003(GWIT) 	MG 635826-203 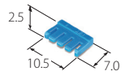
4	MG 646077-004(GWIT) 	MG 615632-004(GWIT) 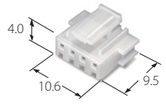	MG 625500-004(GWIT) MG 625504-004(GWIT) 	MG 635826-204 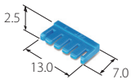
5	MG 646077-005(GWIT) 	MG 615632-005(GWIT) 	MG 625500-005(GWIT) MG 625504-005(GWIT) 	MG 635826-205 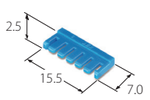
6	MG 646077-006(GWIT) 	MG 615632-006(GWIT) 	MG 625500-006(GWIT) MG 625504-006(GWIT) 	MG 635826-206 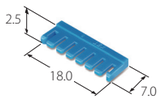
7	MG 646077-007(GWIT) 	MG 615632-007(GWIT) 	MG 625500-007(GWIT) MG 625504-007(GWIT) 	MG 635826-207 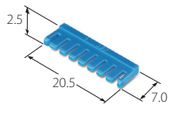
8	MG 646077-008(GWIT) 	MG 615632-008(GWIT) 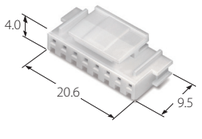	MG 625500-008(GWIT) MG 625504-008(GWIT) 	MG 635826-208 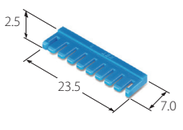

2.5mm CONNECTOR

KOREA ELECTRIC TERMINAL CO., LTD

HOUSING

Poles	Wafer	Female	Male	Rear Holder
9	MG 646077-009(GWIT) 	MG 615632-009(GWIT) 	MG 625500-009(GWIT) MG 625504-009(GWIT) 	MG 635826-209 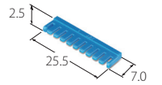
10	MG 646077-010(GWIT) 	MG 615632-010(GWIT) 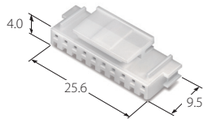	MG 625500-010(GWIT) MG 625504-010(GWIT) 	MG 635826-210 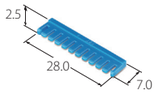
11	MG 646077-011(GWIT) 	MG 615632-011(GWIT) 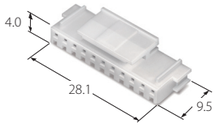	MG 625500-011(GWIT) MG 625504-011(GWIT) 	MG 635826-211 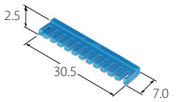
12	MG 646077-012(GWIT)	MG 615632-012(GWIT)	MG 625500-012(GWIT) MG 625504-012(GWIT)	MG 635826-212
13	MG 646077-013(GWIT)	MG 615632-013(GWIT)	MG 625500-013(GWIT) MG 625504-013(GWIT)	MG 635826-213
14	MG 646077-014(GWIT)	MG 615632-014(GWIT)	MG 625500-014(GWIT) MG 625504-014(GWIT)	MG 635826-214
15	MG 646077-015(GWIT)	MG 615632-015(GWIT)	MG 625500-015(GWIT) MG 625504-015(GWIT)	MG 635826-215

2.5mm IDC CONNECTOR

PRODUCTS AND APPLICATION

- Small, compact size connector and low insertion force contacts
- Connector for low voltage and low current application
- IDC Type connector
- Application : All kind of application for signal

Current Rating		4A
Voltage Rating		250V AC/DC
Temperature Range		- 40℃ ~ +105℃
Contact Resistance		10mV/A Min.(Initial Value)
		20mV/A Max. (After Environmental Test)
Insulation Resistance		1,000MΩMin(Initial Value)
		1,000MΩMin.(After Environmental Test)
Dielectric Strength		AC 1,500(V / MIN.)
Wire Size		AWG #26~24
Material	**HS'G**	PET+PC GWIT
	TM'L	Female : Copper Alloy
	PCB	HSG : PA66 V0, PIN : BRASS/Tin Plating



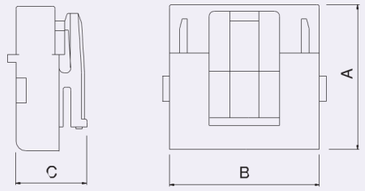



2.5mm IDC

No.	PART NAME	PART NO.	A	B	C
1	2.5 IDC 2F ASS'Y	MG 656847-002	15.0	5.60	7.35
2	2.5 IDC 3F ASS'Y	MG 656847-003	15.0	8.10	7.35
3	2.5 IDC 4F ASS'Y	MG 656847-004	15.0	10.6	7.35
4	2.5 IDC 5F ASS'Y	MG 656847-005	15.0	13.1	7.35
5	2.5 IDC 6F ASS'Y	MG 656847-006	15.0	15.6	7.35
6	2.5 IDC 7F ASS'Y	MG 656847-007	15.0	18.1	7.35
7	2.5 IDC 8F ASS'Y	MG 656847-008	15.0	20.6	7.35
8	2.5 IDC 9F ASS'Y	MG 656847-009	15.0	23.1	7.35
9	2.5 IDC 10F ASS'Y	MG 656847-010	15.0	25.6	7.35
10	2.5 IDC 11F ASS'Y	MG 656847-011	15.0	28.1	7.35
11	2.5 IDC 12F ASS'Y	MG 656847-012	15.0	30.6	7.35
12	2.5 IDC 13F ASS'Y	MG 656847-013	15.0	33.1	7.35
13	2.5 IDC 14F ASS'Y	MG 656847-014	15.0	35.6	7.35
14	2.5 IDC 15F ASS'Y	MG 656847-015	15.0	38.1	7.35

2.5mm IDC CONNECTOR
KOREA ELECTRIC TERMINAL CO., LTD

HOUSING

Poles	Wafer	Female
2	**MG 646077-002(GWIT)** 	**MG 656847-002(GWIT)** 
3	**MG 646077-003(GWIT)** 	**MG 656847-003(GWIT)** 
4	**MG 646077-004(GWIT)** 	**MG 656847-004(GWIT)** 
5	**MG 646077-005(GWIT)** 	**MG 656847-005(GWIT)** 
6	**MG 646077-006(GWIT)** 	**MG 656847-006(GWIT)** 
7	**MG 646077-007(GWIT)** 	**MG 656847-007(GWIT)** 
8	**MG 646077-008(GWIT)** 	**MG 656847-008(GWIT)** 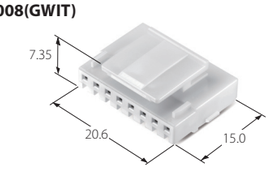

2.5mm IDC CONNECTOR

KOREA ELECTRIC TERMINAL CO., LTD

HOUSING

Poles	Wafer	Female
9	MG 646077-009(GWIT) 	MG 656847-009(GWIT) 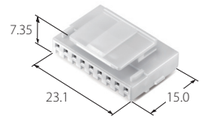
10	MG 646077-010(GWIT) 	MG 656847-010(GWIT) 
11	MG 646077-011(GWIT) 	MG 656847-011(GWIT) 
12	MG 646077-012(GWIT) 	MG 656847-012(GWIT) 
13	MG 646077-013(GWIT) 	MG 656847-013(GWIT) 
14	MG 646077-014(GWIT) 	MG 656847-014(GWIT) 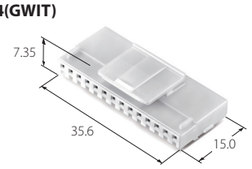
15	MG 646077-015(GWIT) 	MG 656847-015(GWIT) 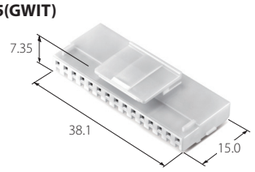

2.0mm W TO B CONNECTOR

KOREA ELECTRIC TERMINAL CO., LTD

PRODUCTS AND APPLICATION

- Small, compact size connector and low insertion force contacts
- Connector for low voltage and low current application
- Employed rear holder to prevent terminals from incomplete locking
- Application : All kind of application for signal

Current Rating		3A
Voltage Rating		250V AC/DC
Temperature Range		- 40℃ ~ +85℃
Contact Resistance		10mV/A Min. (Initial Value)
		20mV/A Max. (After Environmental Test)
Insulation Resistance		1,000MΩMin
Dielectric Strength		AC 1,000(V / MIN.)
Wire Size		AWG #28~22
Material	**HS'G**	PET+PC GWIT
	R/H	PET+PC GWIT
	TM'L	Female : Copper Alloy/Pre-Tin
	PCB	HSG : PA66 V0, PIN : BRASS/Tin Plating







TERMINAL

Part No.	Wire Range		Material	Dimension(mm)		
	AWG	mm²	Finish	L	E	W
ST 731594-3T	28-24	0.08-0.22	Copper Alloy Pre-Tin	7.4	3.9	1.4
ST 731594-3S	24-22	0.22-0.3				

2.0mm W TO B CONNECTOR

KOREA ELECTRIC TERMINAL CO., LTD

HOUSING

Poles	Wafer	Female	Rear Holder
2	MG 646526-002(GWIT) 	MG 615708-002(GWIT) 	MG 636089-202(GWIT) 
3	MG 646526-003(GWIT) 	MG 615708-003(GWIT) 	MG 636089-203(GWIT) 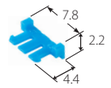
4	MG 646526-004(GWIT) 	MG 615708-004(GWIT) 	MG 636089-204(GWIT) 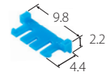
5	MG 646526-005(GWIT) 	MG 615708-005(GWIT) 	MG 636089-205(GWIT) 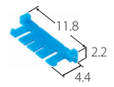
6	MG 646526-006(GWIT) 	MG 615708-006(GWIT) 	MG 636089-206(GWIT) 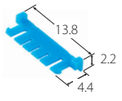
7	MG 646526-007(GWIT) 	MG 615708-007(GWIT) 	MG 636089-207(GWIT) 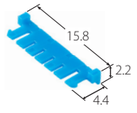
8	MG 646526-008(GWIT) 	MG 615708-008(GWIT) 	MG 636089-208(GWIT) 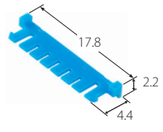

2.0mm W TO B CONNECTOR

KOREA ELECTRIC TERMINAL CO., LTD

HOUSING

Poles	Wafer	Female	Rear Holder
9	MG 646526-009(GWIT) 	MG 615708-009(GWIT) 	MG 636089-209(GWIT) 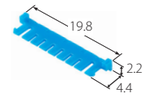
10	MG 646526-010(GWIT) 	MG 615708-010(GWIT) 	MG 636089-210(GWIT) 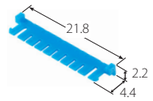
11	MG 646526-011(GWIT) 	MG 615708-011 (GWIT) 	MG 636089-211 (GWIT) 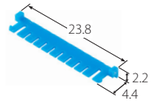
12	MG 646526-012(GWIT) 	MG 615708-012(GWIT) 	MG 636089-212(GWIT) 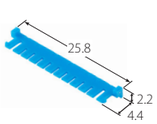
13	MG 646526-013(GWIT) 	MG 615708-013(GWIT) 	MG 636089-213(GWIT) 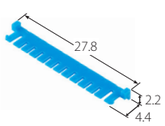
14	MG 646526-014(GWIT) 	MG 615708-014(GWIT) 	MG 636089-214(GWIT) 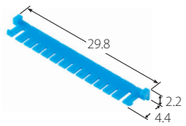
15	MG 646526-015(GWIT) 	MG 615708-015(GWIT)	MG 636089-215(GWIT)

2.0mm DUAL CONNECTOR

PRODUCTS AND APPLICATION

- Small, compact size connector and low insertion force contacts
- Connector for low voltage and low current application
- Employed rear holder to prevent terminals from incomplete locking
- Application : All kind of application for signal





Current Rating		3A
Voltage Rating		250V AC/DC
Temperature Range		- 40℃ ~ +85℃
Contact Resistance		10mV/A Min. (Initial Value)
		20mV/A Max. (After Environmental Test)
Insulation Resistance		1,000MΩMin
Dielectric Strength		AC 1,500(V / MIN.)
Wire Size		AWG #28~22
Material	**HS'G**	PET+PC GWIT
	R/H	PBT V0
	TM'L	Female : Copper Alloy / Pre-Tin Male : Brass / Pre-Tin
	PCB	HSG : LCP, PA66 V0, PIN : BRASS/Tin Plating

A

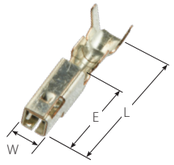

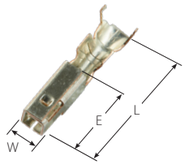

B

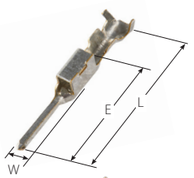

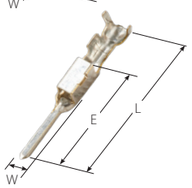

TERMINAL

Part No.	Wire Range		Material	Dimension(mm)			Type
	AWG	mm²	Finish	L	E	W	
■ ST 731509-3T	28-24	0.08-0.22	Copper Alloy Pre-Tin	7.4	3.5	1.4	A
■ ST 731509-3S	24-22	0.22-0.3					
■ ST 741476-3T	28-24	0.08-0.22	Brass Pre-Tin	11.8	7.9	0.5	B
■ ST 741476-3S	24-22	0.22-0.3					

2.0mm DUAL CONNECTOR

KOREA ELECTRIC TERMINAL CO., LTD

HOUSING

Poles	Wafer	Female	Male	Rear Holder
24	■ MG 646496-024(LCP) 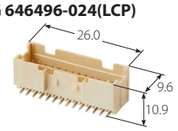	■ MG 615674-024(GWIT) 	■ MG 625503-024(GWIT) 	■ MG 635939-212 
	■ MG 646495-024(LCP) 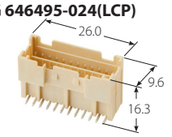			
	■ MG 646524-024 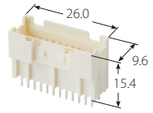			
26	■ MG 646496-026(LCP) 	■ MG 615674-026(GWIT) 	■ MG 625503-026(GWIT) 	■ MG 635939-213 
	■ MG 646495-026(LCP) 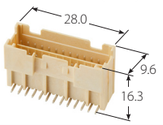			
	■ MG 646524-026 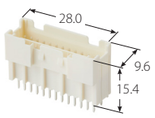			
28	■ MG 646496-028(LCP) 	■ MG 615674-028(GWIT) 	■ MG 625503-028(GWIT) 	■ MG 635939-214 
	■ MG 646495-028(LCP) 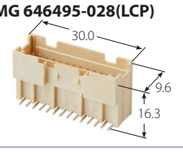			
	■ MG 646524-028 			

2.0mm DUAL II W TO B CONNECTOR KOREA ELECTRIC TERMINAL CO., LTD

PRODUCTS AND APPLICATION

- Small, compact size connector and low insertion force contacts
- Connector for low voltage and low current application
- Employed rear holder to prevent terminals from incomplete locking.
- Application : All kind of application for signal



Current Rating		3A
Voltage Rating		150V AC/DC
Temperature Range		- 40℃ ~ +85℃
Contact Resistance		10mV/A Min. (Initial Value)
		20mV/A Max. (After Environmental Test)
Insulation Resistance		1,000MΩMin
Dielectric Strength		AC 1,300(V / MIN.)
Wire Size		AWG #26~22
Material	**HS'G**	PA66 V0
	R/H	PA66 V0
	TM'L	Female : Copper Alloy/Pre-Tin
	PCB	HSG : PA66 V0, PIN : BRASS/Tin Plating

Ⓐ

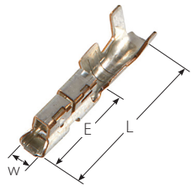

TERMINAL

Part No.	Wire Range		Material	Dimension(mm)			Type
	AWG	mm²	Finish	L	E	W	
ST 731603-3T	26-22	0.13-0.33	Copper Alloy Pre-Tin	7.55	3.9	1.45	Ⓐ

HOUSING

Poles	Wafer	Female	Rear Holder
26	**MG 646552-026(V0)** 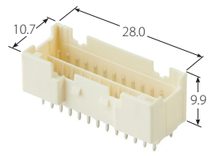	**MG 615717-026(V0)** 	**MG 636108-513** 
28	**MG 646552-028(V0)** 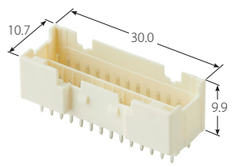	**MG 615717-028(V0)** 	**MG 636108-514** 
34	**MG 646552-034(V0)** 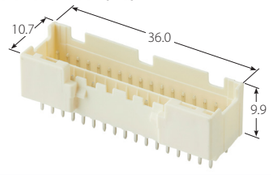	**MG 615717-034(V0)** 	**MG 636108-517** 

1.5mm DUAL W TO B CONNECTOR KOREA ELECTRIC TERMINAL CO., LTD

PRODUCTS AND APPLICATION

- Small, compact size connector and low insertion force contacts
- Connector for low voltage and low current application
- Employed rear holder to prevent terminals from incomplete locking.
- Application : All kind of application for signal



Current Rating		2A
Voltage Rating		100V AC/DC
Temperature Range		- 40℃ ~ +105℃
Contact Resistance		10mV/A Min. (Initial Value)
		20mV/A Max. (After Environmental Test)
Insulation Resistance		500MΩMin
Dielectric Strength		AC 500(V / MIN.)
Wire Size		UL1061 #24~28
Material	**HS'G**	PET+PC GWIT
	R/H	PET+PC GWIT
	TM'L	Female : Copper Alloy/Pre-Tin
	PCB	HSG : PA9T V0, PIN : BRASS/Tin Plating

Ⓐ



TERMINAL

Part No.	Wire Range		Material	Dimension(mm)			Type
	AWG	mm²	Finish	L	E	W	
ST 731599-3T	28-24	0.08-0.22	Copper Alloy Pre-Tin	7.4	3.9	1.15	Ⓐ

HOUSING

Poles	Wafer	Female	Rear Holder
22	■ **MG 646525-022(V0)** 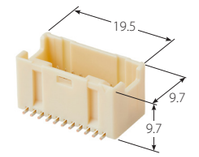	**MG 615713-022(GWIT)** 	**MG 636101-522(GWIT)** 
30	■ **MG 646525-030(V0)** 	**MG 615713-030(GWIT)** 	**MG 636101-530(GWIT)** 

MOTOR MULTI CONNECTOR

KOREA ELECTRIC TERMINAL CO., LTD

Ⓐ

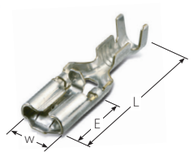

Ⓑ



MULTI & STABLE CONNECTION

- 250 & 125 hybrid type wire to unit system offers superior reliability , easy assembly and disconnection. especially, 125 female terminal has two contact surfaces which ensure stable and reliable connection.

SECONDARY RETAINER

- The secondary retainers enhance safety in case of partial insertion or accidental release of the contact.

Current Rating	10A
Voltage Rating	300V
Temperature Range	- 40℃ ~ +105℃

TERMINAL

Part No.	Wire Range		Material	Dimension(mm)			Type
	AWG	mm²	Finish	L	E	W	
ST 730570-3	22-18	0.31-0.89	Brass Pre-Tin	22.8	6.5	7.6	Ⓐ
ST 730571-3	18-14	0.76-2.09					
ST 731342-3	20-18	0.53-0.86		14.7	7.0	3.8	Ⓑ

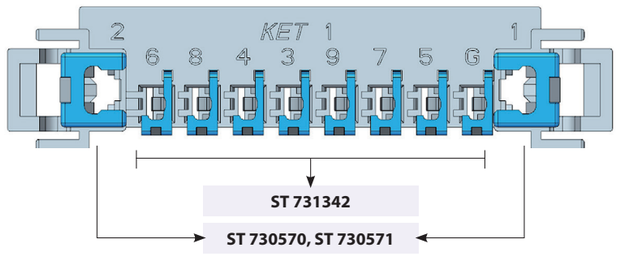

HOUSING

Poles	Female / Rear Holder
6	**MG 635571(GWIT)** 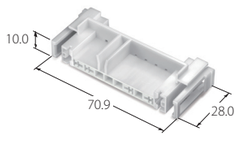 **MG 635572-2(VO)** 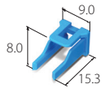 **MG 635573-2(VO)** 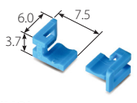 **MG 635574-1(VO)**  **MG 635947-202(VO)** 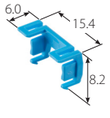 **MG 635948-102(VO)** 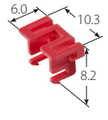 Suitable Terminal: ST 730570, ST 730571, ST 731342
7	**MG 615604(GWIT)** 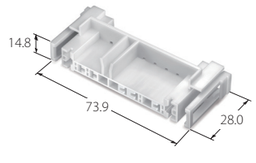 Suitable Terminal: 250-ST 730570, 571 / 125-ST 731342 Suitable Rear Holder: 250-MG 635572-2 / 125-MG 635573-2, 635574-1
10	**MG 615619(GWIT)** 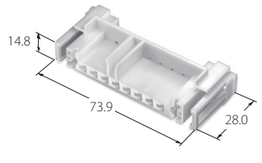 Suitable Terminal: 250-ST 730570, 571 / 125-ST 731342 Suitable Rear Holder: 250-MG 635572-2 / 125-MG 635573-2

POWER BLOCK

KOREA ELECTRIC TERMINAL CO., LTD

- Connector designed for high voltage in an appliance.
- The connectors are designed to be mounted to the chassis of a household appliance.

Current Rating	40A
Voltage Rating	300V
Temperature Range	- 55℃ ~ +150℃

PLUG HOUSING FOR FEMALE TERMINAL

- **MG 625428-5(3P)**
- **MG 625428-5A(3P)**



Ⓐ



TERMINAL

Part No.	Wire Range		Material	Dimension(mm)			Type
	AWG	mm²	Finish	L	E	W	
ST 761319-3	18-16	0.8-1.3	Brass Pre-Tin	36.3	13.7	14.5	Ⓐ
ST 761320-3	14-12	2.2-3.5					
ST 761330-3	10	5.2					

CLUSTER CONNECTOR(30A)

Ⓑ

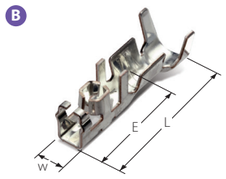

A/C COMP TERMINAL

Part No.	Wire Range		Material	Dimension(mm)			Type
	AWG	mm²	Finish	L	E	W	
ST 731109-3	12-10	3.0-5.0	Copper Alloy Pre-Tin	22.8	5.4	4.0	Ⓑ

HOUSING

Poles	Female / Rear Holder
3	**MG 634211 (V0)** 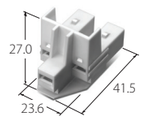 **MG 635343 (V0)**  **MG 634617-2 (V0)** 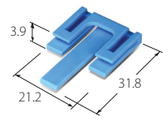

COMP MOTOR TERMINAL

Ⓐ

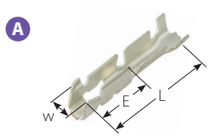

Ⓑ



Part No.	Wire Range		Material	Dimension(mm)			Type
	AWG	mm²	Finish	L	E	W	
ST 731573-2M	18	0.86	Copper Alloy Tin	17.4	7.95	3.75	Ⓐ
ST 781348-3M			Brass Pre-Tin	11.1		3.5	Ⓑ

PCB CONNECTOR

KOREA ELECTRIC TERMINAL CO., LTD

B



250 P.C.B TAB TERMINAL

Part No.	Wire Range		Material	Dimension(mm)			Type
	AWG	mm²	Finish	L	E	W	
GP 881191-2		Pitch:4.8	Brass/Tin	15.5	8.0	6.35	B
GP 881191-3			Brass/Pre-Tin				
■ GP 881206-2			Brass/Tin	18.0			C

C



187 P.C.B TAB TERMINAL

Part No.	Wire Range		Material	Dimension(mm)			Type
	AWG	mm²	Finish	L	E	W	
△ GP 881200-2		Pitch:4.	Brass/Tin	12.1	6.35	4.75	D
△ GP 881200-3			Brass/Pre-Tin				
■ GP 881205-2			Brass/Tin	14.5			C

D



- Many single-pole wire connections are used on printed circuit boards.
- The crimping connector is inserted into a hole of PC Board; enable fast processing and easy soldering
- Eliminated the insecurity frictional connection of usual two-piece connectors.

E

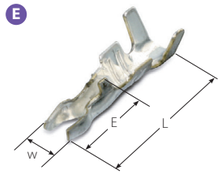

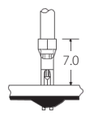

SPECIFICATION

Temperature range	-25℃ ~ +85℃
Applicable wires	AWG#26~#18
Applicable PC board thickness	.063″(1.6mm)

F

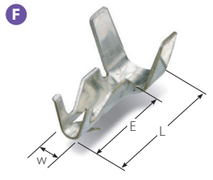

Ø1.8 P.C.B CONTACT TERMINAL

Part No.	Wire Range		Material	Dimension(mm)			Type
	AWG	mm²	Finish	L	E	W	
⚠ ST 780387-3	24-22	0.22-0.30	Brass Pre-Tin	10.0	3.6	2.2	E
⚠ ST 780400-3	18	0.85					
ST 780956-3	16	1.25					
⚠ ST 780487-3	22-18	0.3-0.85		6.8	4.1		F

A

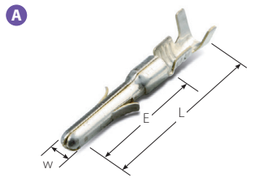

TERMINAL

Part No.	Description	Wire Range AWG(mm²)	Material	Dimension(mm)			Type
			Finish	L	E	W	
ST 750301-3	2.36 Pin	20-18 (0.5-0.85)	Brass Pre-Tin	23.0	15.5	2.36	A
◇ ST 750161-3		18-14 (0.75-2.27)					
ST 730300-3	2.36 Rec.	20-18 (0.5-0.85)		19.0	11.5		B
◇ ST 730160-3		18-14 (0.75-2.27)					

B

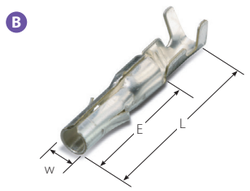

C

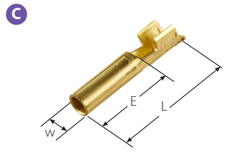

AC POWER CORD TERMINAL

Part No.	Description	Wire Range AWG(mm²)	Material	Dimension(mm)			Type
			Finish	L	E	W	
ST 730076-1	Ø2.35Connector	18-14 (0.85-2.0)	Brass	16.0	9.5	3.15	C

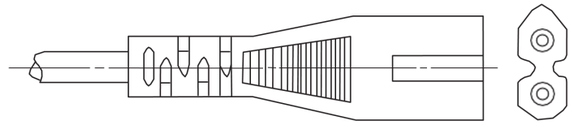

- Designed for using various electronic and electrical appliances.
- These connectors provide stable electrical efficiency and extremely reliable insertion and withdrawal resistance.

D

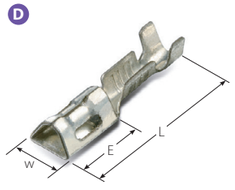

MULTI COMBINATION TERMINAL

Part No.	Description	Wire Range AWG(mm²)	Material	Dimension(mm)			Type
			Finish	L	E	W	
ST 730256-3	Ø2.0 Rec. (Without Lance)	22-20 (0.3-0.5)	Brass Pre-Tin	18.5	7.4	4.8	D
ST 730257-3		18-14 (0.75-2.27)					
ST 730172-1	Ø2.0 Rec. (With Lance)	20-16 (0.5-1.25)	Brass	16.0	6.0	3.05	E
ST 730172-3			Brass/Pre-Tin				

E

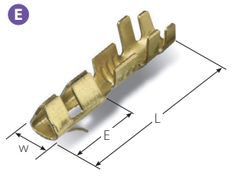

EARTH CLIP TERMINAL

KOREA ELECTRIC TERMINAL CO., LTD

Ⓐ



Ⓑ



TERMINAL

Part No.	Wire Range		Material	Dimension(mm)			Type
	AWG	mm²	Finish	L	E	W	
ST 781315-1	20-18	0.5-085	SUS	19.7	9.0	2.6	Ⓐ
ST 781316-1	20+20 18+18	1.0-1.7					
ST 781321-1	20-18	0.5-085					Ⓑ
ST 781322-1	20+20 18+18	1.0-1.7					

MISCELLANEOUS PRODUCT

Ⓒ



090(Ø2.36) TERMINAL(Without Lance)

Part No.	Wire Range		Material	Dimension(mm)			Type
	AWG	mm²	Finish	L	E	W	
ST 730017-3	24-20	0.2-0.56	Brass Pre-Tin	15.2	7.0	3.0	Ⓐ

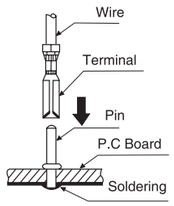

SPECIFICATION

Current rating 3A AC. DC
Contact Res. 10mΩ / Initial Max.

5.0mm PITCH CONNECTOR

Ⓐ

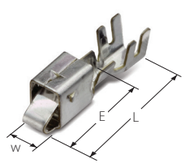

TERMINAL

Part No.	Wire Range		Material	Dimension(mm)			Type
	AWG	mm²	Finish	L	E	W	
ST 731299-3	24-20	0.2-0.5	Brass Pre-Tin	12.4	5.5	3.0	Ⓐ

HOUSING

Poles	Female / Rear Holder	
3	MG 615168 (V0)	MG 635169-1(V0)





BULLET TERMINAL

KOREA ELECTRIC TERMINAL CO., LTD

Ⓐ



180(Ø4.57) TERMINAL

Part No.	Description	Wire Range AWG(mm²)	Material	Dimension(mm)			Type
			Finish	L	E	W	
◇ ST 750035-1	Ø4.57 Pin	20-16 (0.50-1.25)	Brass	18.8	10.8	4.6	Ⓐ
◇ ST 750035-3			Brass/Pre-Tin				
◇ ST 750120-3	Ø4.57 Pin (Mold Type)	20-14 (0.56-2.27)	Brass/Pre-Tin	18.9	11.0		Ⓑ
◇ ST 730029-1	Ø4.57 Rec.	20-16 (0.5-1.25)	Brass	19.85	10.7	5.2	Ⓓ
ST 730029-3			Brass/Pre-Tin				
◇ ST 730056-1	Ø4.57 Rec. (Mold Type)	20-14 (0.56-2.27)	Brass				Ⓔ
ST 730056-3			Brass/Pre-Tin				

Ⓑ



Ⓒ

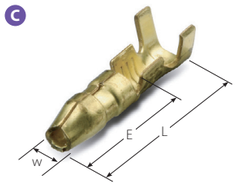

156(Ø3.96) TERMINAL

Part No.	Description	Wire Range AWG(mm²)	Material	Dimension(mm)			Type
			Finish	L	E	W	
■ ST 750318-1	Ø3.96 Pin	22-20 (0.3-0.5)	Brass	17.2	8.6	4.0	Ⓒ
■ ST 750318-3			Brass/Pre-Tin				
◘ ST 750036-1		18-14 (0.85-2.27)	Brass				
■ ST 750036-3			Brass/Pre-Tin				
■ ST 750398-1		14-12 (2.0-3.0)	Brass				
■ ST 750398-3			Brass/Pre-Tin				
■ ST 730317-1	Ø3.96 Rec.	22-20 (0.3-0.5)	Brass	17.6	6.5	4.7	Ⓓ
■ ST 730317-3			Brass/Pre-Tin				
◘ ST 730018-1		18-14 (0.85-2.27)	Brass				
■ ST 730018-3			Brass/Pre-Tin				
ST 730522-1			Brass				
■ ST 730343-1		18+18 (0.76+0.76)	Brass				
■ ST 730343-3			Brass/Pre-Tin				
■ ST 730282-1			Brass	18.0	6.7		
■ ST 730282-3			Brass/Pre-Tin				
◘ ST 730177-1	Ø3.96 Rec. 2 Hole	18-14 (0.85-2.27)	Brass	20.2	9.0	11.0	Ⓕ
■ ST 730177-3			Brass/Pre-Tin				

Ⓓ



Ⓔ



Ⓕ



140(Ø3.56) TERMINAL

Part No.	Description	Wire Range AWG(mm²)	Material	Dimension(mm)			Type
			Finish	L	E	W	
◇ ST 750130-1	Ø3.56 Pin	20-16 (0.50-1.25)	Brass	15.8	7.2	3.6	Ⓒ
ST 750130-3			Brass/Pre-Tin				
◇ ST 730060-1	Ø3.56 Rec.	20-14 (0.5-2.27)	Brass	18.0	6.7	4.0	Ⓓ
ST 730060-3			Brass/Pre-Tin				
ST 730179-1	Ø3.56 Rec. 2 Hole	18-14 (0.85-2.27)	Brass	20.2	9.0	11.0	Ⓕ
ST 730179-3			Brass/Pre-Tin				

SPADE TERMINAL

KOREA ELECTRIC TERMINAL CO., LTD

Ⓐ

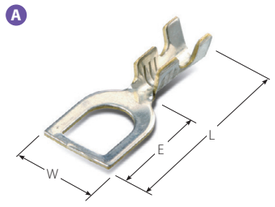

SPADE TERMINAL

Part No.	Wire Range		Stud Size (mm)	Material	Dimension(mm)			Type
	AWG	mm²		Finish	L	E	W	
ST 720007-3	22-20	0.3-0.56	5.2	Pre-Tin	17.0	5.9	8.0	Ⓐ

KEY-HOLE & TAB TERMINAL

Ⓑ

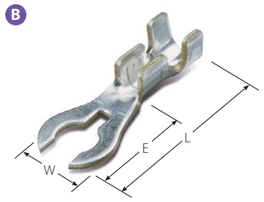

SPADE TERMINAL

Part No.	Wire Range		Stud Size (mm)	Material	Dimension(mm)			Type
	AWG	mm²		Finish	L	E	W	
ST 780295-1	18-16	0.81-1.3	4.4	Brass	21.0	8.0	8.2	Ⓑ
ST 780295-3				Brass/Pre-Tin				

FUSE HOLDER TERMINAL

Ⓒ



Ⓓ



Part No.	Wire Range		Material	Dimension(mm)			Type
	AWG	mm²	Finish	L	E	W	
ST 780242-1	Ø6.0	18-16 AVSS 0.85-1.25	Brass	18.0	10.7	5.4	Ⓒ
ST 780242-2			Brass/Tin				
ST 780328-1		14-12 AVS 2.0-3.0	Brass			6.5	
ST 780328-2			Brass/Tin				
■ ST 781223-3		18-16 AVSS0.85-1.25	Copper Alloy Pre-Tin				
ST 780858-3	Ø6.5	16-14 AVSS1.25-2.0	Brass Pre-Tin	17.7	8.7	7.0	Ⓓ

Ø0.8 PCB CONTACT CONNECTOR

KOREA ELECTRIC TERMINAL CO., LTD

Ⓐ

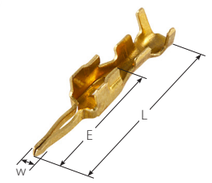

Ø0.8 PCB CONTACT CONNECTOR

Part No.	Wire Range		Material	Dimension(mm)			Type
	AWG	mm²	Finish	L	E	W	
ST 741469-2T	26-24	0.14-0.22	Brass Tin	9.85	5.95	0.75	Ⓐ

HOUSING

Poles	PCB CONTACT HOUSING / Rear Holder	
7	MG 625499-007(GWIT)	MG 636067-207(GWIT)
		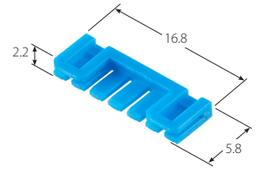







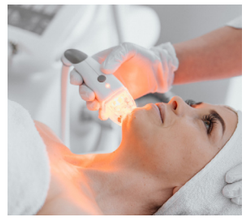





ELECTRIC PRODUCTS

(DISPLAY / LIGHTING / MOBILE PRODUCTS)

KIET

DISPLAY PRODUCTS



HDMI SERIES



K500052-19



K500169-19

LIGHTING PRODUCTS



030 WP SERIES



K500140-02



K500139-02



K500141



K500142

MOBILE PRODUCTS



USB TYPE-C SERIES



K500165-12



K500168-12



K500171-16



K500172-16



K500184-16

HDMI SERIES(DISPLAY)

K500052-19



HDMI STRIGHT NW TYPE

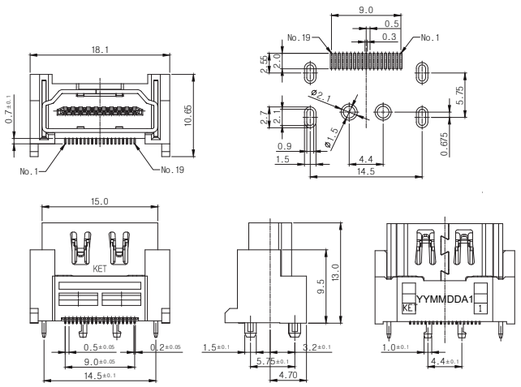

MATERIAL

Insulator	Engineering Plastic
Contact A, B	Copper Alloy
Metal Shell	Stainless Steel
Plating	Contact : Au Plating over Ni
	Metal Shell : Ni Plating

SPECIFICATION

Voltage Rating	AC /DC 40V
Current Rating	0.5A / Pin
Operating Temperature	-20℃ ~ +85℃
BDV	AC 500V
Contact Resistance	30mΩ Max

K500169-19



HDMI STRIGHT NW TYPE

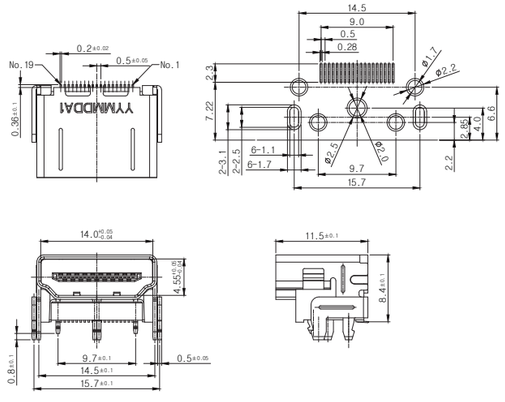

MATERIAL

Insulator	Engineering Plastic
Contact A, B	Copper Alloy
Metal Shell	Stainless Steel
Plating	Contact : Au Plating over Ni
	Metal Shell : Ni Plating

SPECIFICATION

Voltage Rating	AC/DC 40V
Current Rating	0.5A / Pin
Operating Temperature	-20℃ ~ +85℃
BDV	AC 500V
Contact Resistance	30mΩ Max

030 WP CONNECTOR(LIGHTING)

CHARACTERISTICS

- Seal integral water proof Type (IEC 60529 / IP 68)
- AWG #26 - #22 (Insulation O.D/Ø1.4 - Ø1.74) - Waterproof (0.5kgf/cm above)



MATERIAL

Female / Male Housing & Inner	PBT
Female Terminal	Copper Alloy
Male Terminal	Brass
Inner-seal & Wire-seal	Silicone

SPECIFICATION

Voltage Rating	100V AC / DC
Current Rating	3A(AWG #22)
Operating Temperature	-25℃ ~ 85℃
Contact Resistance	5MΩ Max(Initial)

K500139-02



030 WP MALE ASSY

K500140-02



030 WP Female Assy

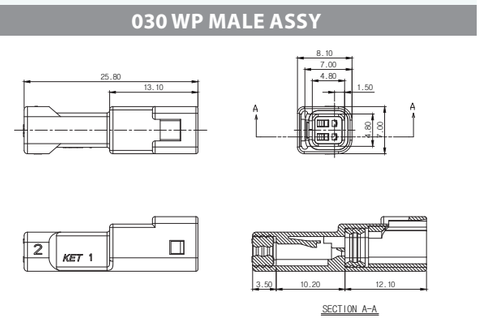

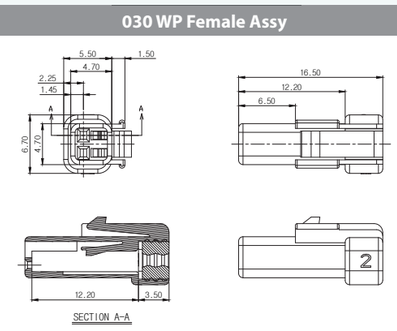

K500141



030 WP Male Terminal

K500142



030 WP Female Terminal

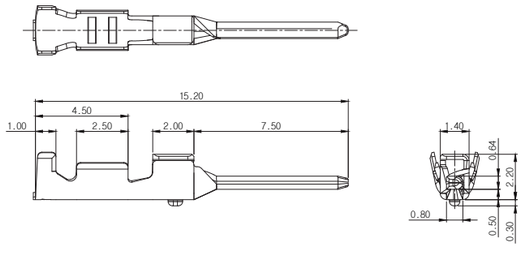

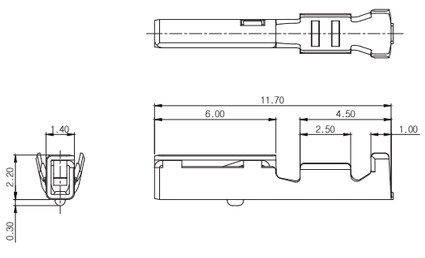

USB TYPE-C SERIES(MOBILE)

KOREA ELECTRIC TERMINAL CO., LTD



SPECIFICATION

Voltage Rating	AC/DC 5V
Current Rating	3A
Operating Temperature	-30℃ ~ +80℃
Insulation Resistance	100MΩ Min
Contact Resistance	40mΩ Max
Durability	10,000회

K500165-12



USB TYPE-C PLUG(Vconn2)	
Housing	PA46
Contact	Copper Alloy
Latch	Stainless Steel
Shell	Stainless Steel

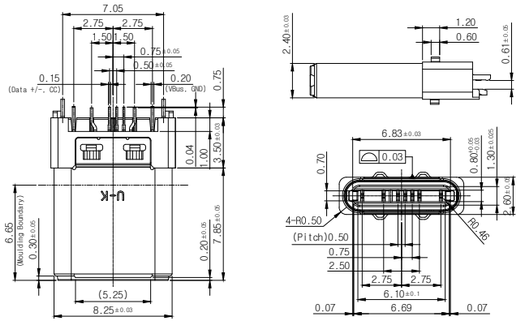

K500168-12



C to B Gender PCB Assy	
Housing	PA46
Contact	Copper Alloy
Latch	Stainless Steel
Guard plate / Shell	Stainless Steel
Shell	Stainless Steel

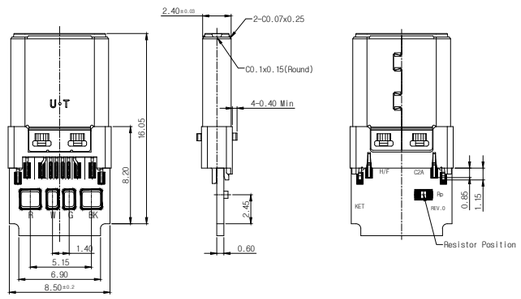

K500171-16



C Plug 16P DRAWING(A)	
Housing	PA46
Contact	Copper Alloy
Latch	Stainless Steel
Shell	Stainless Steel

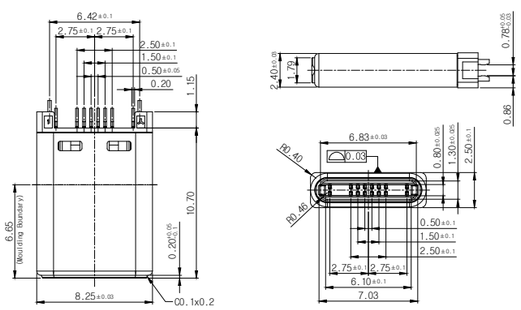

USB TYPE-C SERIES(MOBILE)
KOREA ELECTRIC TERMINAL CO., LTD

K500172-16



C Socket 16P(3.18H)	
Housing	Engineering Plastic
Contact	Copper Alloy
Mid Plate	Stainless Steel
Shell	Stainless Steel

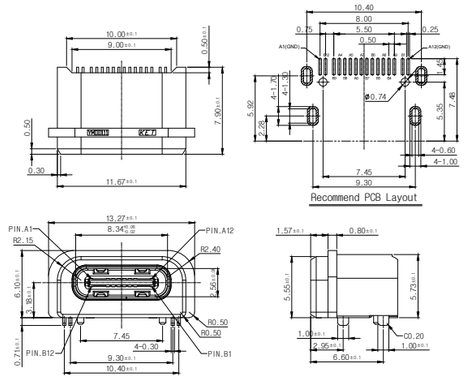

K500184-16



C Plug 16P DRAWING(EMC)	
Housing	Engineering Plastic
Contact	Copper Alloy
Latch	Stainless Steel
EMC Spring	Stainless Steel
Shell	Stainless Steel

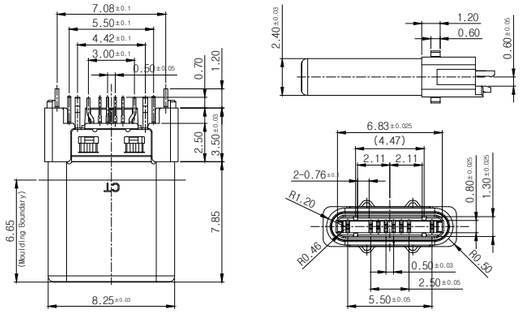

USB TYPE-C

REWORK JIG

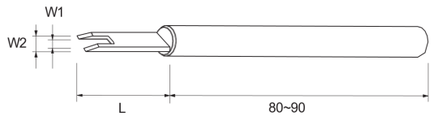

Part No.	T	W1	W2	L	SUITABLE CONNECTOR SERIES
830002	0.85	3.2	5.8	25.0	187 P-LOCK
830003	2.0	4.0	6.6	25.0	250 P-LOCK
830023	1.7	5.4	8.8	16.0	312 P-LOCK

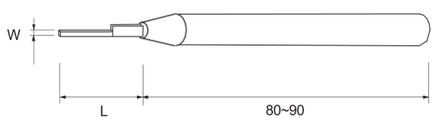

Part No.	T	W	L	SUITABLE CONNECTOR SERIES
830015	0.8	0.7	16.0	1006
830024	1.4	0.7	20.0	025

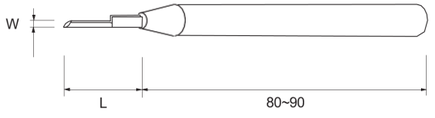

Part No.	T	W	L	SUITABLE CONNECTOR SERIES
830001	1.4	1.4	20.0	1806
830016	1.7	1.2	25.0	3220
830017	1.0	1.0	18.0	1806 D/L

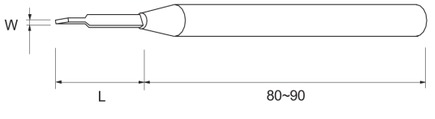

Part No.	T	W	L	SUITABLE CONNECTOR SERIES
830009	1.3	1.0	25.0	070, 090, 040, CLUSTER
830010	2.0	1.7	25.0	375, 312, 250, PA, BS
830019	1.0	1.0	18.0	060
830022	1.0	1.3	25.0	090-II
830026	1.0	0.85	22.0	050

CHECK ITEM AND APPROVAL STANDARDS RELATED TO PRESSURE CONNECTION.

▶ Attention should be paid to the following items, and they should be controlled as a priority, in terminal pressure connection.

Check items	Problem	Approval; standards (Example)	Problem causes and remedial actions
Terminal pressure connected shape	Cores not neatly arranged.		Pressure connection locations, core extrusion and crimper adjustment
	Burrs in pressure-connected cores.		Check crimper and anvil width; and replace, as required.
	Bell mouth		Check terminal feed location and spacer crimper location, including tear and wear, and adjust, as required.
	Insulation (coating) slippage		Check pressure connection location and adjust, as required. Check strip length.
	Coating slippage (Wire barrel part)		As above.
	Core extruded length	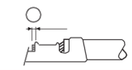	As above.
Burrs at terminal end	Burrs	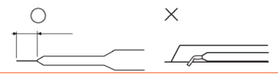	Check cutting Locations and wear and tear on cutting punch: check and adjust.
Terminal upward and downward bending	Tab terminal bending		Check anvil height and deformation.
	Receiver terminal bending		As above.
Terminal traverse bending	Terminal bending	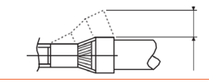	Check anvil and crimper locations.
Terminal bending	Terminal bending	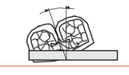	Check terminal feed guide, crimper and anvil.
Terminal deformation	Tab terminal deformation at location shown in right-hand figure	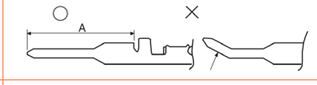	Check terminal feed surface; crimper and anvil heights.
	Receiver terminal deformation at location shown in right-hand figure	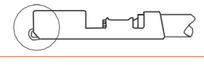	As above.
Pressure connection deformation	Cores extruded	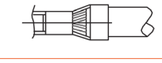	Check terminal barrel length; and crimper width.

NUMERICAL INDEX

(PRODUCTS)





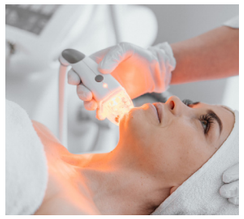





MG 603684

PART NO.	PAGE	PART NO.	PAGE	PART NO.	PAGE	PART NO.	PAGE	PART NO.	PAGE
603684	351	610222T	402	610439	372	610916	174	611730	132
610008	378	610224-5	402	610439P	372	610949	139	611764	65
610008R	378	610224S-5	402	610454	416	610958	143	611777	97
610010	378	610224ST-5	402	610454T-004	416	610979	384	611809	209
610012	379	610224T-5	402	610455R	372	610981	384	611810	209
610014	378	610226	403	610455T-002	372	610983	134	611857	101
610016	379	610226T-003	403	610472	87	610993	384	611933	367
610018	379	610228	403	610476	404	611120	83	611985	208
610020	379	610228T-004	403	610476R	404	611133	174	611987	60, 173
610022	379	610230	403	610489	91	611163	399	611987	208, 209
610024	380	610230T	403	610499	118	611163T	399	612006T	367
610024R	380	610232	403	610513	118	611166	399	612017	278
610024T-002	380	610232T-006	403	610517	118	611166T	399	612034	101
610026	380	610234	403	610557	149, 261	611169	399	612102	172, 260
610028	380	610234T-009	403	610565	373	611169T	399	612103	172
610030	381	610236	403	610567	174	611176	83	612109	278
610032	381	610238	403	610571	174	611179	83	612135	278
610034	381	610240	265	610574	139	611191	372	612181	85
610036	381	610263	134	610581	404	611191P	372	612225	101
610041	129	610267	134	610593	373	611225	391	612228	102
610041R	129	610269	134	610596	404	611226-2	391	612231	102
610043	129	610271	134	610599	404	611226T-2	391	612234	102
610045	129	610278	85	610593T	373	611227-3	391	612237	102
610047	130	610281	143	610599R	404	611227T-3	391	612240	102
610049	130	610320	85	610599T	404	611236	64	612243	103
610051	130	610327	85	610606	404	611251	115	612246	103
610054	92	610331	86	610606R	404	611271	71	612250	103
610056	92	610335	86	610606T	404	611272	71	612254	103
610058	93	610339	86	610658	148	611273	72	612312	279
610062	93	610346	86	610663	276	611274	72	612313	279
610070	91	610350	86	610684	129	611275	72	612391	173
610071	93	610360	245	610686	142	611276	72	612408	209
610082	379	610363	245	610688	207	611277	72	612469	173
610086	131	610366	243	610692	208	611278	72	612493	175
610087	373	610372	243	610701	63	611280	72	612539	390, 391
610088	123	610376	244	610705	63	611297	72	612539T	390, 391
610101	131	610392	81	610709	65	611330	47	612540-1	391
610121	93	610394	81	610750	162	611336	249	612540T	391
610128	416	610396	81	610754	162	611364	416	612578	280
610128T-002	416	610398	81	610761	87	611365	81	612603	53
610136	416	610402	81, 239	610798	276	611468	399	612612	54
610144	416	610404	81	610802	174	611468T	399	612626	65
610144T-010	416	610406	82	610804	175	611514	83	612716	64
610148	416	610408	82	610815	373	611517	83	612725	399
610152	92	610410	82, 162	610815R	373	611530	72	612725T	399
610159	92	610412	82	610837	175	611532	399	612836	112
610205	92	610415	82	610850	276	611532T	399	612845	97
610216	265	610420	373	610873P	384	611611	63	612861	91
610222	402	610421	373	610876P	384	611624	64	612919	175
610222S	402	610422	131	610896	256	611657	134, 260	612947T-004	369

MG 612948

PART NO.	PAGE	PART NO.	PAGE	PART NO.	PAGE	PART NO.	PAGE	PART NO.	PAGE
612948	101	613807	139	615163	369	615613	224	615674-028	427
612950	101	613871T-002	368	615168	434	615614	224	615675-024	410
612952	101	613936	105	615170	369	615616	224	615679-006	408
613040T-003	368	613991	102	615193	371	615618	224	615679-008	409
613041T-503	368	614010	60	615193S-5	371	615619	430	615681-003	386
613042T-505	369	614119	248	615249	413	615626	96	615683-002	366
613051	97	614120	248	615249T-012	413	615627-003	368	615684-001	366
613052	97	614122	125	615253	413	615627-005	369	615687-002	366
613084T	367	614127	248	615304	394	615627-007	369	615688	215
613097	54	614130	58	615304T	394	615632-002	418	615691-002	363
613130	149	614140	153	615307	394	615632-003	418	615692-003	363
613131	149	614147	95	615307T	394	615632-004	418	615694	197
613132	149	614158	408	615310	394	615632-005	418	615695-002	395
613133	149	614160	408	615310T	394	615632-006	418	615696-002	395
613140	243	614162	409	615313	394	615632-007	418	615697-002	395
613212	405	614323	104	615313T	394	615632-008	418	615708-002	424
613212T-003	405	614327	105	615390S-1	371	615632-009	419	615708-003	424
613214	53	614329	105	615390S-2	371	615632-010	419	615708-004	424
613216	53	614335	105	615413	91	615632-011	419	615708-005	424
613218	53	614343	105	615414T-002	368	615632-012	419	615708-006	424
613232	54	614354	59, 252	615468-5	404	615632-013	419	615708-007	424
613234	55	614436	212	615482T-004	405	615632-014	419	615708-008	424
613239	55	614449	149	615539	96	615632-015	419	615708-009	425
613342	173	614450	149	615541	170	615635-002	367	615708-010	425
613349	98	614463	130, 260	615547	79	615636-120	413	615708-011	425
613356	368	614475	82, 255	615559-5	374	615639-002	359	615708-012	425
613360	369	614476	97	615560-2	368	615640-402	360	615708-013	425
613363	362	614488	408	615561-2	369	615648-003	414	615708-014	425
613365	364	614492	171	615562	413	615649-002	359	615708-015	425
613368	405	614501T-002	378	615564	399	615650-003	372	615709-001	395
613371	405	614524T	391	615564L	399	615651	218	615710	225
613374	404	614538	408	615569T-002	363	615651-2	218	615711	225
613406	55	614615	214	615570T-002	363	615651-5	218	615712-002	366
613407	55	614680	172, 206	615571T-003	363	615653-001	375	615713-022	429
613409	55	614695	413	615572T-002	363	615653-002	375	615713-030	429
613418	368	614705T-003	368	615575	148	615660	218	615717-026	428
613428	368	614706T-005	369	615588	368	615660-2	218	615717-028	428
613435	361	614758	129	615591	58	615660-5	218	615717-034	428
613472	359	614812	408	615593	153	615661	218		
613683FT-010	369	614814	409	615594	153	615661-2	218		
613689	148	614871-2	368	615600	366	615661-5	218		
613691	129	614933R-501	371	615601	372	615662	218		
613692	149, 261	615009	369	615603T-002	366	615662-2	218		
613698T	391	615012	372	615604	430	615662-5	218		
613699-1	390	615042	385	615605	280	615663	218		
613699T-1	391	615070	364	615606	370	615663-2	218		
613740	65	615077	367	615609	370	615663-5	218		
613760	97	615094	96	615610	360	615664-003	405		
613801	150	615095	96	615611	359	615674-024	427		
613806	96	615147	153	615612	224	615674-026	427		

MG 620006

PART NO.	PAGE	PART NO.	PAGE	PART NO.	PAGE	PART NO.	PAGE	PART NO.	PAGE
620006	378	620227	403	620693	208	621534	399	623789	390
620006R	378	620229	403	620787	83	621534T	399	623798	368
620007	378	620231	403	620803	174	621725	164	623937	105
620009	378	620233	403	620805	175	621807	209	624159	408
620011	379	620233T-006	403	620809	93	621818	166	624161	408
620013	378	620235	403	620833	276	621843	115	624163	409
620015	379	620235T-009	403	620834	93	621858	101	624163L	409
620017	379	620237	403	620838	175	621934	367	624208	408
620019	379	620239	403	620874P	384	621989	208	624209	408
620021	379	620262	134	620877P	384	622007T	367	624210	409
620023	380	620266	134	620918	174	622035	101	624324	104
620023R	380	620268	134	620959	143	622072	206	624328	105
620023T-002	380	620270	134	620980	384	622104	172	624330	105
620025	380	620282	143	620982	384	622105	172	624336	105
620027	380	620393	81	620984	134	622226	101	624344	105
620029	381	620395	81	620994	384	622229	102	624489	408
620031	381	620397	81	621121	83	622232	102	624490	408
620033	381	620401	81	621134	174	622235	102	624537	408
620035	381	620403	81	621158	402	622238	102	624540	408
620037	131	620405	81	621164	399	622241	102	624681	172, 206
620040	129	620407	82	621164T	399	622244	103	624693	413
620040R	129	620409	82	621167	399	622248	103	624757	129
620042	129	620411	82	621167T	399	622252	103	624831	369
620044	129	620413	82	621170	399	622256	103	625029	362
620046	130	620416	82	621170T	399	622390	173	625029T	362
620048	130	620426	402	621173	399	622406	209	625040	385
620050	130	620426-5	402	621173T	399	622471	173	625041-2	385
620052	380	620426T-5	402	621174	399	622536	390	625076	367
620053	92	620427	403	621174T	399	622537T	391	625225	368
620055	92	620427T-003	403	621175	399	622537-D	391	625250	413
620057	93	620428	403	621177	83	622537DT	391	625251	413
620061	93	620428T	403	621180	83	622538	391	625251T-012	413
620072	93	620429	403	621223	390	622724	399	625254	413
620074	91	620429T-004	403	621223D	390	622724T	399	625255	413
620081	379	620430	403	621223DT	390	622880	399	625305	394
620122	93	620430T-006	403	621224	391	622880T	399	625305T	394
620129	416	620431	403	621282	381	622937	101	625306	394
620129T-002	416	620431T-009	403	621386	71	622938	101	625306T	394
620137	416	620432	403	621387	71	622949	101	625308	394
620145	416	620433	403	621388	72	622951	101	625308-003	394
620145T-010	416	620440	380	621389	72	622953	101	625308T	394
620149	416	620440R	380	621469	399	623085T	367	625309	394
620153	92	620440T-002	380	621469T	399	623129	208	625309T	394
620160	92	620490	91	621470	399	623341	173	625311	394
620201	381	620558	149	621470T	399	623343	60	625311T	394
620206	92	620568	174	621500	165	623377	380	625312	394
620223	402	620572	174	621515	83	623517	173	625312T	394
620223T	402	620582	404	621518	83	623688	148	625314	394
620225	402	620659	148	621533	399	623696	129	625314T	394
620225T-002	402	620689	207	621533T	399	623697T	391	625315	394

HOUSING

MG 630063

PART NO.	PAGE
625315T	394
625316	394
625316T	394
625428-5	431
625428-5A	431
625429	149
625430-5	374
625431	413
625432	413
625434	399
625434L	399
625435	120
625438	148, 150
625442	396
625457	396
625458-2	390
625459	134
625460	151
625461	394
625474	149
625481-012	413
625482-002	367
625483-120	413
625484-001	359
625486-002	378
625488-024	410
625489-001	399
625490-201	399
625494-006	408
625494-008	409
625497-004	417
625498	197
625499-007	437
625500-002	418
625500-003	418
625500-004	418
625500-005	418
625500-006	418
625500-007	418
625500-008	418
625500-009	419
625500-010	419
625500-011	419
625500-012	419
625500-013	419
625500-014	419
625500-015	419
625501-004	395
625502-006	395
625503-024	427
625503-026	427
625503-028	427
625504-002	418
625504-003	418
625504-004	418
625504-005	418
625504-006	418
625504-007	418
625504-008	418
625504-009	419
625504-010	419
625504-011	419
625504-012	419
625504-013	419
625504-014	419
625504-015	419
625505-001	395
625508-002	394
630063	132
630123	116
630124	116
630326	85
630330	85
630334	86
630338	79, 86
630345	86
630349	86
630353	86
630362	245
630365	245
630369	243
630375	243
630377	244
630414	82
630418	157
630459	155
630460	155
630505	118
630508	118
630512	118
630516	118
630520	118
630521	155
630537	139
630559	157
630578	288
630588	359
630589	361
630590	365
630590C	365
630590R	365
630591	359
630591R	359
630591T	359
630592	359
630592R	359
630611	174
630618	361
630656	149, 261, 262
630657	149
630660	148, 180
630661	148
630675	129
630676	129
630677	129
630678	130
630679	91
630680	92
630685	132
630687	142
630690	207
630691	207
630694	208
630695	208
630704	63
630708	63
630712	65
630721	364
630751	162
630755	162
630762	87
630778	156
630788	83, 175
630820	208
630821	361
630822	359
630823	362
630823T-002	362
630839-002	366
630839P	360
630839R	360
630846	365
630846-002	365
630875-2	384
630878-2	384
630897	256
630915	174
630917	174
630919	174
630920	207
630921	208
630922	157
630973	156
630986-2	384
630989-2	384
630998	134
631122	83
631130	361
631130T-002	361
631135	174
631136	156
631157	107
631165-2	399
631168-2	399
631171-2	399
631178	83
631181	83
631183	364
631189	361
631190	359
631228-2	390, 391
631229-2	390, 391
631230-2	391
631230-5	390
631233	63, 64
631237	64
631253	115
631267	154
631268	154
631279	72
631289	64
631286	64
631337	249
631356	364
631383	169
631467	157
631471	155
631516	83
631519	83
631535-2	399
631626	64
631660	284
631720	289
631766	65
631778	97
631781	290
631783	291
631808	209
631811	209
631817	166
631850	156
631859	101
631874	156
631895	290
631929	154
631935	155
631970	157
631980	361
631980T-002	361
631984	157
631986	208
631988	60, 173
631988	208, 209
632018	278
632019	155
632036	101
632073	206
632106	172

HOUSING

KOREA ELECTRIC TERMINAL CO., LTD

MG 632110

PART NO.	PAGE
632110	278
632131	172
632136	278
632138	278
632139	278
632201	361
632201R	361
632202R	364
632202T	364
632227	101
632230	102
632233	102
632236	102
632239	102
632242	102
632245	103
632247	103
632249	103
632251	103
632253	103
632255	103
632257	103
632278	156
632385	300
632386	300
632387	300
632388	300
632389	300
632392	173
632404	300
632405	300
632407	209
632410	132
632412	300
632413	132
632424	300
632437	300
632470	173
632472	173
632477	300
632478	300
632384	300
632494	175
632495	302
632506	280
632524	300
632545	301
632546	294
632558	291
632565	293
632572	302
632577	156
632579	156
632589	163
632592	163
632600	53
632606	53
632613	54
632616	54
632619	55
632627	65
632628	301
632629	302
632672	54
632729	156
632837	112
632839	112
632846	97
632862	284
632867	87, 304
632876	302
632879	284
632882	284
632901	301
632902	301
632903	301
632904	301
632920	175
632935	302
632936	302
632946	301
632954	101
632969	284
632970	154
632971	302
633043	294
633053	294
633061	157
633062	129
633096	54
633098	54
633106	302
633116	301
633117	301
633118	302
633119	301
633120	302
633121	300
633122	301
633123	301
633124	301
633125	301
633126	302
633145	361
633154	302
633155	301
633156	301
633164	302
633165	302
633166	303
633168	303
633169	303
633178	303
633182	186
633186	304
633195	155
633205	303
633207	303
633208	303
633215	53
633217	53
633221	53
633228	54
633233	54
633235	55
633238	55
633240	55
633294	156
633337	209, 303
633338	209, 303
633350	98
633351	304
633364	362
633368	303
633382	55
633387	55
633404	292
633408	55
633410	55
633412	292
633421	304
633422	304
633456	294
633497	303
633510	185
633511	303
633515	185
633542	280
633567	187, 209
633568	303
633580	289
633603	280
633658-1	368
633659-1	368
633660-1	369
633661-1	369
633676	280
633703	303
633707	292
633709	292
633711	294
633713	157
633756	293
633767	360
633767L	360
633786	187, 209
633790	156
633803	304
633812	303
633814	360
633814T	360
633815	154
633848	291
633858-1	364
633861-1	405
633862	154
633870	154
633917	361
633917T-003	361
633928	187
633976	359
633976K	359
633986-1	360
635987-1	360
633989	302
633990-5	390
633997	205
634028	362
634043	302
634050	303
634107R	362
634107T	362
634108	360
634108T	360
634131	58
634134	292
634135	292
634151T-001	359
634155	370
634155C-002	370
634164-2	408, 409
634165-2	408
634211	431
634392	304
634407	362
634407T-002	362
634455T-002	362
634456-2	362
634466	79
634471	122
634482-1	402
634487-2	408
634526	365
634526T	365
634527	365
634527T-002	365
634528	365
634528T	365
634529	365
634529T-002	365
634530	365
634531	365
634531T-002	365
634532	365
634532T-001	365
634533	365
634533T-002	365
634534-1	391
634546	212
634547	212
634588	212
634601	213
634604	213
634608	213
634611	214
634616	214
634617-2	431
634620	362
634620T	362
634645	184
634646	290
634647	158
634605	213
634609	213
634652	268
634653	268
634655	269
634663	268
634697-2	413
634698-1	413

MG 634707T-003

PART NO.	PAGE	PART NO.	PAGE	PART NO.	PAGE	PART NO.	PAGE	PART NO.	PAGE
634707T-003	366, 368	635263T-002	364	635662	191	635749	307	635826-215	418
634708-1	366	635298	304	635666	304	635751	182, 197	635828	306
634746-1	370	635299	269	635667	305	635752	183	635829	306
634762	187	635317	394	635672	289	635753	178	635831	182
634796	184	635318	394	635674	176	635756-2	366	635842	305
634816	304	635343	431	635676	176	635757	321	635843	156
634825-1	360	635371	360	635677	287	635758	306	635844	307
634832-1	369	635387	362	635678	287, 288	635759	307	635845	307
634833S	370	635389	155	635679	305	635762	307	635846	307
634833ST-001	370	635391-2	371	635680	284	635763	151	635848	307
634834	154	635436	304	635681	158	635764	157	635852	308
634866	304	635465	362	635682	155	635765	96	635853	176
634867	304	635467	304	635684	294	635766	306	635854	308
634870-2	364	635483-2	405	635686	294	635767	280	635855	308
634870T-202	364	635541	155	635688	276	635768	306	635857	79
634873	362	635571	430	635689T-002	371	635778	264	635859	305
634873K	362	635572-2	430	635690	305	635779	282	635865	307
634882-2	362	635573-2	430	635691	58	635781	290	635867	198
634914	184	635574-1	430	635692	322	635782	274	635869	308
634915T-102	360	635576	170	635693	305	635783	274	635870	307
634916-2	360	635585	240, 241	635694	264	635784	274, 275	635871	308
634934R-501	371	635590	305	635700	189	635786	155	635885	308
635003	294	635592	391	635702	305	635789	306	635886	308
635007	359	635606	262	635703-2	399	635790	306	635887	182
635007T-001	359	635611-1	374	635703L-2	399	635791	307	635889	307
635013-1	372	635613	305	635705-3	360	635793	307	635892	275
635024	293	635615	305	635707	155	635794	307	635893	275
635030	359	635617	183	635710	154	635797	158	635894	275
635030S	359	635620-2	413	635715	158	635798	96	635895	275
635043-1	385	635621T-002	359	635716	157	635809	306	635898	308
635064	293	635627	120	635717	158	635810	306	635907-201	372
635071-1	364	635629	179	635719	158	635811	307	635908	158
635078-1	367	635630	179	635726	290	635812	307	635913	158
635079-1	367	635631	176	635730	305	635816	306	635914	192
635145-6	360	635632	305	635732	289	635819	306	635915	157
635148-5	360	635636-3	402	635733	306	635820	306	635920	191, 193
635148T-5	360	635638	321	635734	289	635821	189	635921	180
635149-1	360	635639	321	635735	289	635826-202	418	635939-212	427
635161T-203	365	635640	293	635736	178	635826-203	418	635939-213	427
635164-1	369	635641	263	635737	306	635826-204	418	635939-214	427
635169-1	434	635645	359	635738	306	635826-205	418	635942	198
635178-1	390, 391	635646	263	635739	198	635826-206	418	635946	199
635194	371	635648	240	635740	201, 203	635826-207	418	635947-202	430
635209	284	635651	178	635741	306	635826-208	418	635948-102	430
635224	321	635652	305	635742	198, 199	635826-209	418	635955-210	410
635226-1	368	635653	305	635743	199	635826-210	418	635956-214	410
635252-2	413	635654	305	635745	322	635826-211	418	635958	158
635256-2	413	635655	305	635746	323	635826-212	418	635963	294
635262-1	360	635656	177	635747	179	635826-213	418	635964-203	374
635263	364	635658	305	635748	307	635826-214	418	635973	158

MG 640186

PART NO.	PAGE	PART NO.	PAGE	PART NO.	PAGE	PART NO.	PAGE	PART NO.	PAGE
635982-206	408			640186	123	640930	162	641247	162
635982-208	409			640187	123	640935	162	641248	162
635985	161			640188	139	640936	162	641263	118
635986	161			640242	265	640933	162	641288	64
635988-203	386			640280	85	640934	162	641292	163
636013	282			640322	85	640944	146	641295	64
636052	282			640329	85	640945	111	641299	64
636053	77			640333	86	640951	139	641300	71
636054	320			640337	86	640976	162	641306	127
636060-201	414			640341	86	640995	162	641310	112
636063	197			640348	86	641007	172	641323	162
636064	197			640352	86	641009	256	641324	162
636067-207	437			640368	243	641016	208	641326	162
636074-102	395			640374	243	641029	95	641327	162
636075-102	395			640380	245	641035	96	641328	162
636076-103	395			640384	245	641041	96	641329	162
636077	158			640388	244	641047	96	641340	112
636079-102	395			640391	245	641053	97	641353	98
636080-103	395			640461	107	641059	97	641362	111
636081-103	395			640475	404	641071	98	641394	45
636087	295			640475R	404	641077	99	641409	46
636089-202	424			640501	118	641083	99	641425	46
636089-203	424			640511	118	641089	99	641481	256
636089-204	424			640515	118	641101	111	641483	256
636089-205	424			640519	118	641107	111	641485	257
636089-206	424			640595	404	641113	98	641487	258
636089-207	424			640598	404	641131	162	641494	110
636089-208	424			640598R	404	641132	162	641521	111
636089-209	425			640605	107	641143	162	641528	171
636089-210	425			640608	404	641144	162	641560	60
636089-211	425			640608R	404	641145	162	641572	60
636089-212	425			640615	162	641146	162	641577	60
636089-213	425			640665	257	641147	162	641595	60
636089-214	425			640703	63	641148	162	641627	64
636089-215	425			640707	63	641149	162	641637	110
636090-101	395			640711	65	641150	162	641641	111
636101-522	429			640743	257	641152	108	641659	260
636101-530	429			640753	162	641156	107	641707	188
636108-513	428			640757	162	641197	95	641719	107
636108-514	428			640795	107	641199	95	641732	252
636108-517	428			640791	162	641203	95	641744	127
				640792	162	641207	95	641751	162
				640819	208	641221	110	641752	162
				640849	107	641232	277	641762	95
				640861	256	641234	63	641763	206
				640864	107	641238	64	641767	65
				640892	257	641243	162	641789	110
				640906	162	641244	162	641791	249
				640927	278	641245	162	641796	276
				640929	162	641246	162	641814	206

MG 641854

PART NO.	PAGE	PART NO.	PAGE	PART NO.	PAGE	PART NO.	PAGE	PART NO.	PAGE
641854	257	642852	242	643309	165	643715	258	644473	255
641872	253	642856	277	643312	260	643722	247	644483	58
641875	252	642859	277	643314	259	643739	65	644496	259
641883(L)	172	642860	277	643315	103	643744	64	644508	328
641884(R)	172	642868	258	643322	247	643746	64	644512	214
641921	256	642870	244	643324	246	643748	242	644554	111
641928	144	642910	251	643326	246	643753	110	644585	249
641938	162	642924	249	643328	246	643757	242	644633	237
641964	162	642925	146, 190	643335	260	643758	242	644638	124
641969	300	642928	146	643336	249	643765	152	644682	242
642009	111	642941	50	643354	248	643783	242	644710	261
642016	257	642972	277	643358	242	643793	64	644760	328
642108	257	642974	251	643362	163	643796	112	644780	207
642130	162	642979	50	643366	364	643800	150	644801	47, 56
642179	252	642984	48	643369	405	643859	250	644803	56
642267	108	642990	48	643372	405	643866	286	644826	328
642273	110	642996	48	643375	404	643906	248	644835	257
642292	146	643002	48	643380	55	643909	251	644837	258
642348	165	643009	49	643383	55	643911	250	644839	247
642349	165	643016	49	643385	55	643929	187	644881	260
642351	127	643023	50	643392	187	643932	214	644902	210
642357	112	643030	50	643396	186	643934	214	644918	227
642383	95	643037	246	643398	165	643942	242	644920	228
642397	188	643039	247	643403	246	643985	247	644937	246
642449	96	643047	163	643416	187	643996	242	645004	239
642450	97	643054	257	643430	259	644008	242	645021	257
642466	258	643057	247	643432	250	644011	258	645035	267
642486	165	643095	54	643434	250	644088	226	645047	328
642505	249	643137	162	643458	246	644100	226	645050	252
642517	265	643142	246	643460	246	644111	42	645051	245
642552	85	643148	45	643468	165	644112	248	645052	256
642554	86	643151	46	643469	165	644114	226	645055	237
642562	63	643161	246	643477	110	644125	248	645066	42
642570	206	643163	246	643507	185	644145	56	645080	212
642581	163	643174	209	643520	101	644146	56	645084	57
642583	163	643183	186	643535	247	644148	267	645088	57
642597	53	643200	258	643546	286	644157	242	645098	95
642599	53	643206	187	643577	169	644167	212	645107	213
642602	53	643219	53	643587	244	644170	212	645119	226
642605	53	643222	54	643608	242	644345	286	645121	226
642611	54	643226	54	643615	205	644352	252	645134	250
642615	54	643236	55	643624	172	644381	252	645172	70
642618	55	643248	48	643643	246	644390	210	645206	161
642666	258	643261	49	643645	247	644422	259	645221	260
642667	165	643269	45	643648	242	644426	169	645346	170
642670	165	643272	45	643678	251	644437	212	645395	255
642673	165	643278	42	643681	261	644438	212	645441	207
642835	256	643284	42	643684	244	644453	111	645450	79
642840	112	643295	244	643687	256	644459	248	645470-5	404
642849	277	643302	111	643708	257	644462	260	645485	111

MG 645488

PART NO.	PAGE	PART NO.	PAGE	PART NO.	PAGE	PART NO.	PAGE	PART NO.	PAGE
645488	255	645749	206	645873	41	645937	240	646012	282
645519	111	645750	141	645877	238	645938	262	646015	272
645571	68	645751	176	645878	228	645940	182	646016	272
645579	77	645752	57	645879	77	645941	183	646018	210
645584	240	645753	57	645883	238	645942	161	646025	263
645586	227	645754	161	645884	238	645944	160	646026	266
645590	68	645755	179	645885	239	645945	161	646029	314
645595	68	645756	179	645886	237	645946	160	646036	236
645600	68	645758	192	645894	232	645947	160	646041	226
645605	68	645759	315	645895	228	645948	161	646042	240
645610	69	645762	192	645896	246	645949	161	646043	44
645615	69	645763	248	645897	247	645950	160	646044	235
645620	69	645766	263	645898	168	645951	160	646045	190
645625	69	645769	255	645899	220	645959	220	646048	201
645630	69	645771	331	645899-2	220	645959-2	220	646049	190
645635	69	645775	178	645899-3	220	645959-3	220	646050	262
645637	259	645777	177	645899-5	220	645959-5	220	646051	240
645638	77	645778	331	645900	57	645960	220	646054	263
645650	161	645784	151, 266	645901	57	645960-2	220	646055	235
645655	210	645785	191	645905	257	645960-3	220	646056	44
645690	79	645800	232	645906	244	645960-5	220	646057	231
645691	161	645801	232	645909	201	645961	220	646058	231
645692	161	645801-W	232	645910	201	645961-2	220	646059	231
645693	161	645802	229	645911	198	645961-3	220	646060	231
645694	161	645803	229	645912	198	645961-5	220	646061	44
645695	161	645805	176	645913	199	645981	201	646062	44
645696	56	645808	168	645915	207	645982	234	646063	75
645697	262	645809	168	645921	179	645983	41	646064	311
645698	262	645810	176	645922	179	645984	259	646065	311
645699	254	645818	160	645923	160	645987	194	646066	311
645700	254	645819	160	645924	160	645990	160	646067-003	368
645701	254	645820	228	645925	160	645991	194	646067-005	369
645702	254	645821	254	645926	160	645992	201	646067-007	369
645703	254	645822	254	645927	160	645993	240	646068	189
645704	254	645823	254	645929	221	645995	246	646069	237
645716	227	645824	160	645929-2	221	645996	195	646077-002	418, 421
645718	227	645825	58	645929-3	221	645998	234	646077-003	418, 421
645719	228	645827	264	645929-5	221	645998-Z	234	646077-004	418, 421
645722	41	645829	262	645930	221	646002	207	646077-005	418, 421
645723	41	645836	189	645930-2	221	646004	194	646077-006	418, 421
645724	159	645845	234	645930-3	221	646005	157	646077-007	418, 421
645725	77	645854	41	645930-5	221	646006	222	646077-008	418, 421
645726	262	645857	210	645931	221	646006-3	222	646077-009	419, 422
645733	257	645858	311	645931-2	221	646007	222	646077-010	419, 422
645736	257	645859	311	645931-3	221	646007-3	222	646077-011	419, 422
645737	263	645860	311	645931-5	221	646008	222	646077-012	419, 422
645738	237	645861	311	645935	221	646008-3	222	646077-013	419, 422
645739	237	645866	234	645935-2	221	646009	222	646077-014	419, 422
645744	121, 192	645870	77	645935-3	221	646009-3	222	646077-015	419, 422
645748	315	645872	202	645935-5	221	646010	264	646078	192

MG 646083

PART NO.	PAGE	PART NO.	PAGE	PART NO.	PAGE	PART NO.	PAGE	PART NO.	PAGE
646083	333	646158	311	646236-5	219	646253-2	222	646342	160
646084	335	646159	311	646237	219	646253-5	222	646343	160
646085	210	646163	239	646237-2	219	646254	262	646356	193
646086	235	646164	239	646237-5	219	646256	39	646357	193
646087	236	646165	239	646238	219	646257	240	646362	203
646088	170	646166	235	646238-2	219	646259	317	646365	194, 195
646089	190	646168	183	646238-5	219	646260	317	646366	189
646090	227	646169	312	646239	220	646264	314	646367	189
646091	227	646170	312	646239-2	220	646265	314	646370	194
646092	229	646171	312	646239-5	220	646266	314	646371-003	386
646093	239	646172	312	646240	220	646267	314	646375	311
646094	239	646173	312	646240-2	220	646268	236	646376	182
646095	182	646174	312	646240-5	220	646269	238	646377	182
646096	227	646175	198	646241	220	646270	238	646380	204
646097	227	646176	195	646241-2	220	646271	239	646384	198
646098	229	646177	266	646241-5	220	646272	44	646385	179
646099	247	646178	192	646242	220	646275	180	646386	199
646101	239	646180	211	646242-2	220	646276	180	646387	199
646107	311	646182	95	646242-5	220	646277	191	646390	282
646108	311	646193	192	646243	220	646278	233	646391	311
646109	311	646195	182	646243-2	220	646279	333	646392	311
646110	314	646200	312	646243-5	220	646280	335	646393	311
646111	314	646201	312	646244	221	646281	334	646394	211
646112	314	646202	312	646244-2	221	646282	177	646401	313
646114	168	646203	312	646244-5	221	646283	39	646402	313
646115	167	646204	312	646245	222	646284	266	646403	313
646117	159	646205	312	646245-2	222	646286	160	646404	313
646118	159	646208	203	646245-5	222	646287	160	646406	314
646119	159	646214	203	646246	222	646288	160	646407	314
646122	179	646215	203	646246-2	222	646289	160	646408	314
646130	233	646216-*	350	646246-5	222	646290	161	646409	314
646136	259	646217	39	646247	221	646291	161	646410	312
646137	261	646219	191	646247-2	221	646292	160	646411	312
646138	230	646220	219	646247-5	221	646293	160	646412	312
646139	230	646220-2	219	646248	221	646294	199	646413	312
646140	230	646220-5	219	646248-2	221	646295	199	646414	312
646141	230	646222	236	646248-5	221	646298	200	646415	312
646142	230	646223	198	646249	222	646299	204	646416	312
646143	230	646224	198	646249-2	222	646302	190	646417	312
646144	230	646225	199	646249-5	222	646303	199	646418	315
646145	230	646226	210	646250	221	646305	179	646419	315
646146	159	646229-*	350	646250-2	221	646323-503	374	646420	316
646147	235	646231-*	350	646250-5	221	646325	195	646421	316
646151	234	646232-*	350	646251	222	646326	195	646423	313
646152	311	646234	159	646251-2	222	646327	177	646424	313
646153	311	646235	219	646251-5	222	646331	334	646432	238
646154	311	646235-2	219	646252	221	646334	199	646433	312
646155	311	646235-5	219	646252-2	221	646338	241	646434	312
646156	311	646236	219	646252-5	221	646340	182	646435	312
646157	311	646236-2	219	646253	222	646341	182	646436	312

HOUSING

KOREA ELECTRIC TERMINAL CO., LTD

PART NO.	PAGE	PART NO.	PAGE	PART NO.	PAGE
646437	313	646526-008	424		
646438	313	646526-009	425		
646445	282	646526-010	425		
646446	77	646526-011	425		
646447	238	646526-012	425		
646448	313	646526-013	425		
646449	313	646526-014	425		
646454	233	646526-015	425		
646455	233	646530	266		
646463	196	646532	160		
646464	196	646339	160		
646470	160	646541	211		
646472	197	646550	39		
646473	197	646552-026	428		
646474	197	646552-028	428		
646475	197	646552-034	428		
646476	197	646563	160		
646479	238				
646481	193				
646482	193				
646484	236				
646488	193				
646495-024	427				
646495-026	427				
646495-028	427				
646496-024	427				
646496-026	427				
646496-028	427				
646504	228				
646505	254				
646506	190				
646509	311				
646510	238				
646512-3	222				
646512-5	222				
646513	222				
646513-2	222				
646517	196				
646522	234				
646524-024	427				
646524-026	427				
646524-028	427				
646525-022	429				
646525-030	429				
646526-002	424				
646526-003	424				
646526-004	424				
646526-005	424				
646526-006	424				
646526-007	424				

MG 650447

PART NO.	PAGE	PART NO.	PAGE
650447	107	651598	60, 253
650817	208	651711	188
650887	135	651727	164
650890	171	651740	165
650901	135	651747	127
650943	146	651759	95
651006	172	651770	165
651013	208	651780	165
651018	118	651794	111
651026	95	651802	73
651032	96	651803	73
651038	96, 165	651804	73
651044	96, 276	651820	166
651050	97, 165, 206	651822	166
651056	97, 206	651823	166
651068	98	651824	166
651074	99	651825	166
651080	99	651826	166
651086	99	651827	166
651092	110	651828	166
651098	111	651829	166
651104	111	651830	166
651110	98	651881	172
651127	98	651882	172, 206
651194	95	651917	171, 259
651201	95	651926	144
651205	95	651932	166
651308	112	651965	98
651343	112	651975	166
651350	98	651976	166
651359	111	651977	163
651379	172, 206	651990	166
651380	169	652013	166
651397	45	652014	166
651400	46	652037	175, 260
651412	46	652040	165
651428	46	652041	165
651434	46, 242	652220	125, 171, 259
651436	46	652290	146
651439	46	652400	188
651441	46	652500	144
651444	45	652503	173
651502	165	652520	280
651503	165	652582	163
651504	165	652584	163
651525	171, 259, 260	652630	45
651563	60, 252, 253	652633	46
651575	60	652674	166
651580	60, 252	652719	171
651586	59	652863	88

MG 652864

PART NO.	PAGE	PART NO.	PAGE	PART NO.	PAGE	PART NO.	PAGE	PART NO.	PAGE
652864	88	653912	169	655613	69, 254	655737	90	655833	232
652911	169, 251	653930	187	655618	69	655740	191	655889	290
652934	146	653931	214	655623	69	655740-N	191	656776	42
652945	50	653933	214	655628	69, 254	655743	37	656778	168
652983	50	653993	144	655633	69, 161	655744	37	656779	201
652987	48	653994	144	655638	69	655745	167	656780	201
652993	48	654021	105	655640	77	655749	90	656781	198
652999	48	654121	169	655641	77	655752	232	656782	198
653005	48	654243	240, 241	655649	210	655753	232	656783	199
653012	49	654349	286	655651	134	655754	232	656784	207
653012K	49	654391	210	655655	149, 262	655755	232	656790	179
653019	49	654429	169	655656	262	655756	232	656798	182
653026	50	654442	213	655669	41	655757	37, 229	656799	183
653033	50	654446	213	655670	41	655758	37, 228, 229	656800	178
653078	88	654447	213	655671	159	655759	37, 228, 229	656801	178
653077	88	654467	79	655672	159	655760	37, 229	656802	178
653144	280	654469	122	655673	77	655761	37, 226	656804	160
653198	103, 258	654491	280	655674	262	655761	227, 237	656805	161
653251	48	654503	45	655675	262	655762	37, 226, 228	656807	34, 234
653254	49	654505	328	655676	90	655763	176	656808	159
653257	49	654642	184	655677	96	655766	168	656813	89
653275	46	654648	268, 271	655680	97	655767	168	656816	329
653329	49	654659	268, 271	655681	97	655768	176	656834	201
653426	280	654783	207	655682	263	655762	226	656835	34, 234
653479	89	654793	184	655687	170	655771	396	656837	151
653494	110	654797	184	655688	170	655772	160	656839	194
653504	185	654806	47	655689	170	655777	160	656841	194
653512	185	654809	47	655696	206	655778	259	656842	201
653537	50	654818	111	655697	141	655782	264	656844	34, 235
653549	286	654844	280	655698	120	655789	189	656846	194
653559	186	654863	240, 241	655699	161	655794	34, 234	656847-002	421
653561	186	654883	283	655690	170	655803	135	656847-003	421
653563	187, 209	654911	184	655700	161	655806	41	656847-004	421
653565	187	655099	213	655701	179	655808	210	656847-005	421
653595	205	655104	213	655702	179	655809	311	656847-006	421
653596	205	655111	213	655703	176	655810	311	656847-007	421
653599	205	655140	170	655704	192	655811	311	656847-008	421
653600	205	655141	170	655707	90	655812	311	656847-009	422
653601	205	655175	70	655708	37, 226	655814	34, 234	656847-010	422
653602	205	655203	161, 170	655708	228, 237	655815	34, 234	656847-011	422
653605	49	655235	283	655709	37, 228, 237	655817	77	656847-012	422
653612	205	655347	73, 255	655715	192	655819	202	656847-013	422
653650	88	655420	57	655717	315	655820	41	656847-014	422
653651	88	655444	207	655718	315	655823	238	656847-015	422
653693	89	655447	79	655722	331	655826	331	656850	190
653701	280	655574	68	655723	240	655827	238	656853	89
653716	166	655593	68	655730	178	655828	238	656854	207
653762	152	655598	68	655731	177	655829	239	656856	194
653849	88	655603	68, 254	655732	331	655830	237	656859	57
653863	286	655608	68	655735	271	655832	396	656860	264

HOUSING

KOREA ELECTRIC TERMINAL CO., LTD

PART NO.	PAGE	PART NO.	PAGE	PART NO.	PAGE	PART NO.	PAGE	PART NO.	PAGE
656862	282	656949	167	657045	79	657165	313	657266	316
656864	274	656946	57	657052	314	657166	313	657278	39
656865	274	656950	159	657053	314	657167	313	657327-403	374
656866	210	656961	233	657054	314	657168	313		
646867	234	656962	167	657055	314	657170	314		
656872	39	656964	230	657056	44	657171	314		
656873	39	656965	230	657058	180	657172	314		
656874	167	656966	230	657059	275	657173	314		
656882	34, 235	656967	230	657060	275	657174	312		
656891	190	656968	240	657061	207	657175	312		
656892	37	656969	35, 235	657062	334	657176	312		
656893	35, 235	656971	34, 234	657063	39, 238	657177	312		
656894	44	656972	311	657064	266	657178	315		
656895	231	656974	311	657065	191	657179	315		
656896	231	656973	311	657067	199	657180	316		
656897	231	656975	311	657068	200	657181	316		
656898	231	656980	226, 227	657069	204	657182	316		
656900	44	656984	235	657070	62	657183	316		
656901	44	656986	87	657072	190	657191	317		
656902	75	656988	183	657073	62	657192	317		
656903	311	656989	312	657084	57	657196	312		
656904	311	656990	312	657091	314	657197	312		
656905	311	656991	312	657092	314	657201	282		
656907	189	656992	312	657093	314	657204	39, 238		
656913	227, 236	656993	312	657094-403	374	657205	313		
656914	333	656994	312	657095	311	657206	313		
656915	335	656995	229	657096	311	657029	314		
656916	167	656996	198	657097	311	657211	316		
656918	210	656997	195	657098	311	657212	316		
656919	236	656998	266	657099	195	657213	233		
656921	170	656999	57	657100	195	657214	233		
656922	190	657000	192	657102	199	657216	316		
656923	37, 227	657002	211	657103	199	657217	316		
656924	37, 227	657011	192	657108	311	657219	196		
656926	274	657013	182	657109	311	657220	196		
656927	274	657015	79	657110	311	657226	197		
656928	182	657016	193	657117	79	657227	197		
656929	37	657017	193	657120	241	657228	197		
656930	37	657022	275	657122	241	657231	238		
656931	229	657023	275	657133	193	657232	316		
656932	57	657026	203	657134	193	657233	316		
656933	57	657027	203	657135	77	657234	193		
656934	227, 237	657028-*	350	657136	57	657235	193		
656936	314	657032	39	657137	57	657236	195		
656937	314	657037	191	657138	313	657238	35, 236		
656938	314	657039	35, 236	657139	313	657239	190		
656939	237	657040-*	350	657145	204	657247	211		
656940	44	657041-*	350	657150	282	657248	196		
656942	192	657042-*	350	657158	45	657260	316		
656948	168	657044	39	657163	211	657261	316		

MG 660480

PART NO.	PAGE	PART NO.	PAGE	PART NO.	PAGE	PART NO.	PAGE	PART NO.	PAGE
660480	287	665189	320	665832	294	666002	324		
660482	287	665216	324	665837	274	666003	325		
660616	295	665218	324	665839	274	666005	325		
661937	295	665222	324	665846	323	666006	325		
662675	295	665282	268, 269, 270	665858	289	666007	325		
662850	293	665283	268, 269, 270	665866	325	666008	325		
663046	287	665284	323	665868	324	666009	325		
663060	288	665293	268, 269, 270	665870	325	666010	325		
663070	287	665410	294	665874	269, 270	666011	325		
663071	288	665478	289	665875	269, 270	666012	318		
663492	154	665480	289	665878	322	666015	325		
663541	287	665573	321	665879	322	666017	269, 270		
663553	295	665603	294	665880	269, 270	666018	269, 270		
663555	295	665611	324	665881	269, 270	666033	324		
663579	295	665614	325	665898	269, 270	666034	324		
663591	205	665615	325	665899	318	666035	324		
663593	205	665622	321	665901	321	666036	325		
663594	205	665624	293	665904	324	666037	324		
663652	295	665625	268, 269, 270	665908	318	666038	324		
663671	294	665626	321	665909	318	666039	324		
663672	292	665633	325	665915	318	666040	324		
663673	292	665635	323	665917	351	666041	324		
663694	295	665636	323	665918	351	666042	324		
663872	295	665637	324	665919	351	666043	324		
663901	288	665639	323	665920	351	666044	324		
663904	288	665644	322	665922	318	666045	323		
664098	292	665654	325	665923	318	666046	324		
664099	292	665655	324	665925	318	666047	324		
664106	295	665658	287	665926	318	666048	324		
664128	157	665659	288	665929	322	666059	317		
664136	323	665763	290	665930	322	666060	317		
664166	295	665765	294	665931	322	666064	290		
664454	324	665768	276	665936	269, 270	666066	320		
664457	323	665772	290	665943	290	666073	320		
664458	323	665781	323	665944	290	666074	274		
664624	304	665787	269, 270	665945	294	666090	316		
664630	304	665788	269, 270	665947	325	666094	325		
664656	268, 269, 270	665790	324	665948	325	666095	325		
664869	324	665797	289	665949	324	666098	324		
665001	323	665798	289	665962	325	666111	324		
665010	295	665805	322	665963	325	666120	320		
665014	291	665807	323	665966	346	666123	324		
665015	214	665810	324	665967	318	666124	324		
665025	293	665813	321	665968	318				
665053	295	665814	322	665970	318				
665065	293	665815	323	665971	318				
665123	295	665823	323	665974	324				
665182	321	665824	269, 270	665987	324				
665184	321	665825	269, 270	666000	324				
665187	320	665829	318	666001	325				

MG 674800

PART NO.	PAGE
674800	184

MG 680157

PART NO.	PAGE	PART NO.	PAGE	PART NO.	PAGE	PART NO.	PAGE
680157	123	682620	52	685414	264		
680274	108, 285	682621	52	685415	264		
680275	108, 285	682622	52	685416	40		
680448	84	682841	110	685418	264		
680449	84	683213	138	685420	264		
680450	84	683290	42	685429	151		
680451	84	683292	42	685431	396		
680470	117, 120	683292-N	42	685432	396		
680470	122, 279	683293	42	685433	396		
680477	84	683470	294	685434	396		
680494	106	683695	108, 285, 412	685435	396		
680522	117, 120	683802	150	685442	151		
680522	122, 279	683894	78	685449	58		
680524	138	683895	78	685469	150		
680538	123	683896	78	685470	58		
680564	117, 120	683897	78	685484	120, 122		
680564	122, 279	683898	78	685502	76, 202		
680601	138	683935	108, 285	685509	294		
680604	106	684132	58	685513	74, 281		
680713	61	684133	58	685514	74, 281		
680714	61	684552	390	685516	43, 281		
680715	61	684683	124	685517	43, 281		
680728	138	684699	412	685518	43, 281		
680749	106	684700	412	685519	74, 281		
680772	84	684872	412	685520	271, 273		
680773	84	685027	117, 294	685534	43, 281		
680905	120, 122	685028	117	685540	61		
680952	106	685146	294	685541	114		
680953	145	685197	117, 120	685542	114		
680954	145	685197	122, 279	685544	150		
680961	145	685227	120, 122	685549	114		
681114	110	685228	290	685556	137		
681115	110	685229	290	685565	137		
681116	110	685230	58	685567	43		
681117	106	685231	58	685568	43		
681118	106	685247	271, 273	685570	74, 281		
681119	110	685248	271, 273	685574	120, 122		
681159	110	685259	271, 273	685583	137		
681266	84	685342	399	685584	137		
681367	126	685384	52	685593	294		
681370	126	685387	40	685622	40		
681371	126	685388	40	685624	117		
681372	126	685389	76, 202	685627	61		
681373	126	685390	76, 202	685628	84		
681474	108, 285	685391	76, 202	685629	110		
681505	138	685392	76, 202	685684	145		
681919	290	685393	76, 202				
682027	290	685394	76, 202				
682028	290, 292	685400	121				
682507	106	685401	121				

NUMERICAL INDEX

ST 710519-1

PART NO.	PAGE
710519-1	299
710881-1	299

ST 720007-3

PART NO.	PAGE
720007-3	436

ST 730012-1

PART NO.	PAGE
730012-1	373
730012-3	373
730017-3	434
730018-1	435
730018-3	435
730019-1	371
730019-2	371
730019-4	371
730019-5	371
730023-1	131
730023-2	131
730025-1	131
730025-2	131
730026-1	142
730026-3	142
730029-1	435
730029-3	435
730052-1	373
730052-3	373
730052-4	373
730052-6	373
730056-1	435
730056-3	435
730057-1	370
730057-2	370
730057-3	370
730057-6	370
730058-1	370
730058-2	370
730060-1	435
730060-3	435
730076-1	433
730093-1	372
730093-2	372
730099-1	373
730099-3	373
730107-1	142
730107-3	142
730108-1	142
730108-3	142
730119-1	370
730119-2	370
730128-1	373
730128-3	373
730135-1	370
730135-2	370
730135-3	370
730136-1	370
730136-2	370
730136-3	370
730139-1	371
730139-2	371
730141-1	131
730141-2	131
730142-1	131
730142-2	131
730147-1	372
730147-2	372
730160-3	433
730172-1	433
730172-3	433
730173-1	370
730173-2	370
730173-3	370
730177-1	435
730177-3	435
730179-1	435
730179-3	435
730188-1	370
730188-2	370
730188-3	370
730190-1	370
730190-2	370
730190-2XL	370
730190-3	370
730191-1	372
730191-2	372
730191-4	372
730191-5	372
730205-3	378
730206-3	378
730220-1	372
730220-2	372
730220-4	372
730220-5	372
730221-1	371
730221-2	371
730221-4	371
730221-5	371
730222-1	132
730222-2	132
730222-3	132
730223-1	132
730223-3	132
730245-1	372
730245-2	372
730245-3	372
730245-4	372
730245-5	372
730247-1	147
730247-3	147
730248-1	147
730248-3	147
730256-3	433
730257-3	433
730266-1	143
730267-1	128
730267-2	128
730267-3	128
730267-3S	367
730267-3T	367
730268-1	128
730268-2	128
730268-3	128
730268-3M	367
730269-1	128
730269-3	128
730269-3L	367
730273-1	142
730273-3	142
730282-1	435
730282-3	435
730291-3	380
730292-3	380
730306-1	370
730306-2	370
730313-1	131
730313-2	131
730316-3	116
730317-1	435
730317-3	435
730329-3	378
730335-3	416
730337-1	147
730337-3	147
730338-1	147
730338-3	147
730343-1	435
730343-3	435
730351-5	371
730364-3	116
730365-3	91
730366-3	91
730371-1	143, 367
730371-3	143, 367
730372-1	143, 367
730372-3	143, 367
730373-1	142
730373-3	142
730374-1	142

ST 730374-3

PART NO.	PAGE
730374-3	142
730380-3	132
730381-3	132
730382-3	132
730394-3	132
730409-3	265
730410-3	265
730411-1	138
730411-3	138
730412-1	138
730412-3	138
730424-3	265
730431-3	106
730435-1	370
730435-2	370
730436-1	370
730436-2	370
730449-1	370
730449-2	370
730451-1	372
730451-2	372
730457-1	143
730457-3	143
730459-3	402
730460-3	402
730461-3	402
730462-3	402
730467-1	133
730467-3	133
730468-1	133
730468-3	133
730469-1	133
730469-3	133
730494-3	372
730495-3	84
730495-G	84
730496-3	84
730497-3	80
730497-G	80
730498-3	80
730502-3	106
730502-G	106
730508-3	91
730517-3	58, 243
730522-1	435
730524-3	117, 279
730525-3	117, 279
730526-3	372
730554-3	106
730557-1	288
730567-3	358
730567-6	358
730568-3	358
730569-3	358
730570-3	357, 430
730571-3	357, 430
730572-3	357
730573-3	357
730574-3	357
730575-3	357
730598-3	356
730602-1	125
730602-3	125
730603-1	125
730603-3	125
730618-3	87
730619-3	356
730620-3	356
730621-3	356
730622-3	61
730622-G	61
730622-GE	61
730622-S	61
730623-3	109
730623-G	109
730623-S	109
730624-3	109
730624-G	109
730624-S	109
730625-3	109
730625-G	109
730625-S	109
730629-3	373
730638-3	383
730639-3	383
730641-3	383
730642-3	144
730643-3	144
730644-3	125
730644-3N	125
730645-3	125
730645-3N	125
730646-3	125
730649-3	357
730649-3M	357
730649-3S	357
730650-3	145
730651-3	145
730652-3	145
730652-3N	145
730659-1	138
730659-3	138
730660-1	138
730660-3	138
730663-3	357
730675-3	94
730675-7	94
730675-G	94
730676-3	94
730676-7	94
730677-3	94
730677-7	94
730678-3	356
730679-3	356
730680-3	356
730681-3	383
730685-3	169
730689-3	61, 108, 285
730689-G	61, 108
730689-S	61, 108
730694-3	398
730695-3	398
730696-3	398
730697-3	398
730698-3	115
730699-3	115
730703-3	71
730704-3	71
730705-3	116
730706-3	116
730707-1	142
730707-3	142
730710-3	356
730711-3	356
730712-3	356
730715-3	126
730716-3	126
730717-3	126
730722-3	148, 150
730722-4	150
730723-3	148
730724-1	372
730724-2	372
730732-3	61, 108, 285
730732-S	61, 108
730733-3	61, 108, 285
730733-S	61, 108
730739-3	108, 285
730751-3	59
730752-3	131
730768-3	131
730769-3	131
730770-3	47
730775-3	100
730775-G	100
730776-3	100
730777-3	100
730796-3	73
730796-G	73
730797-3	73
730797-G	73
730821-3	389
730822-3	389
730823-3	389
730824-3	389
730825-3	389
730826-3	389
730827-3	389
730828-3	389
730837-3	388
730838-3	388
730839-3	388
730840-3	388
730841-3	388
730842-3	388
730843-3	388
730844-3	388
730851-2	370
730851-2XL	370
730851-3	370
730852-1	143
730852-3	143
730869-3	132
730872-3	398
730893-3	145
730893-3N	145
730897-3	132
730898-3	132
730899-3	132
730901-3	132
730902-3	132
730910-3	416
730912-3	373
730913-3	45
730913-G	45
730914-3	45
730916-3	131
730921-3	130
730922-3	130
730923-3	130
730924-3	51
730924-G	51
730925-3	51
730925-G	51
730936-3	145
730948-3	368
730948-3T	368
730960-3	47
730961-3	42
730961-G	42
730962-3	42
730962-G	42
730963-3	42
730963-G	42
730968-1	125
730968-3	125
730982-3	405
730983-3	405
730993-3	368
731005-3	45
731007-3	47
731008-3	59
731010-3	169
731016-3	357
731017-6	372
731018-3	356
731019-3	373
731031-3	373
731032-3	373
731046-3	104
731047-3	104
731050-3	148
731068-3	240
731079-3	358
731081-3	407, 410
731082-3	407, 410
731083-3	407, 410
731099-3	80
731100-3	94
731100-7	94
731102-3	100
731104-3	84
731105-3	109
731108-3	104
731109-3	431
731112-3	144
731114-1	125
731114-3	125
731131-3	402
731133-3	153

ST 731134-3

PART NO.	PAGE	PART NO.	PAGE	PART NO.	PAGE	PART NO.	PAGE	PART NO.	PAGE
731134-3	153	731291-3	388	731398-3	148	731433-3M	393	731487-3	66
731147-3	144	731292-3	388	731400-1	125	731433-3S	393	731488-3	61
731148-3	104	731293-3	389	731400-3	125	731434-3DW	393	731488-4	61
731149-3	104	731294-3	389	731403-3	34	731434-3L	393	731488-G	61
731150-3	104	731299-3	434	731404-3	94	731434-3M	393	731490-3	137
731151-3	104	731303-3	412	731405-3	100	731434-3S	393	731492-3	140
731152-3	120, 121, 122	731307-3	405	731407-3	34	731435-3	42	731493-3	140
731152-3	271, 273	731314-3	271	731408-3	119	731436-3	126	731494-3	119
731153-3	120, 121, 122	731316-3	61	731409-3	38	731438-3	74, 281	731495-3	113
731153-3	271, 273	731316-G	61	731409-7	38	731438-7	74, 281	731496-3	273
731158-3	100	731324-3	405	731409-G	38	731439-3	74, 281	731497-3	125
731163-3	271	731325-N	371	731410-3	38	731439-7	74, 281	731498-3	71
731164-3	271	731329-3	368	731410-7	38	731439-G	74, 281	731499-3	71
731165-3	130	731329-3T	368	731410-G	38	731440-3	74, 281	731500-3	94
731166-3	130	731334-3	67, 181	731411-3	66	731440-7	74, 281	731502-3	80
731166-4	130	731335-3	67, 181	731411-7	66	731441-3	43, 281	731503-3	80
731167-3	130	731335-G	67	731412-3	66	731441-7	43, 281	731504-3S	414
731168-G	124	731336-3	67, 181	731412-7	66	731441-G	281	731505-G	351
731169-3	412	731342-3	430	731413-3	66	731442-3	43, 281	731506-3M	375
731170-3	412	731349-3	94	731413-7	66	731442-7	43, 281	731507-3S	358
731171-3	412	731367-3	76, 202	731414-3	58	731442-G	281	731508-3	137
731172-3	412	731368-3	76, 202	731415-3	169	731443-3	273	731509-3S	426
731177-3	358	731368-S	76, 202	731417-3	80	731444-3	273	731509-3T	426
731177-6	358	731369-3	76, 202	731417-G	80	731445-3	273	731516-3	61
731188-3	61	731369-S	76, 202	731418-3	84	731445-G	273	731516-4	61
731188-G	61	731371-3	374	731418-G	84	731449-3T	410	731516-G	61
731209-3	140, 181	731372-3	374	731419-3	109	731451-3M	356	731520-3	119
731210-3	140, 181	731374-3	36, 181	731419-G	109	731452-3	151	731521-3	215
731211-3	140, 181	731374-G	36	731419-S	109	731453-3	130	731522-3	215
731217-3	358	731375-3	36, 181	731420-1	128	731454-3SS	417	731523-3	120, 271, 273
731228-3	402	731375-G	36	731420-2	128	731455-3	223	731524-3	273, 275
731235-3	372	731376-3	125	731420-3	128	731455-G	223	731525-3	273, 275
731235-3S	372	731378-3	148	731421-1	128	731456-3	114	731526-3	273
731245-3	385	731379-3	216	731421-2	128	731459-3	140	731527-3	273, 275
731246-3	385	731380-3	216	731421-3	128	731462-3	34	731529-3	148
731247-3	385	731381-3	216	731422-3	144	731463-3	45	731531-3	74, 281
731269-3	70	731382-3	215	731423-3	113	731464-3	71	731531-7	74, 281
731261-3	358	731383-3	215	731423-4	113	731465-3	119	731532-3	144
731261-3S	358	731385-3	396	731424-3	113	731470-G	346, 347, 351	731533-3M	386
731262-3	358	731386-3	396	731425-3	113	731472-3	114	731535-3	34
731267-3	70	731387-3	396	731426-3	113	731478-3	67	731538-3	66
731268-3	70	731392-S	151	731427-3	136	731479-3	66	731538-7	66
731273-3	78	731393-3M	368	731427-4	136	731479-7	66	731539-3	66
731274-3	78	731394-3D	357	731428-3	136	731480-3	119	731539-7	66
731275-3	78	731394-3L	357	731428-4	136	731481-3	119	731541-3	67
731279-3	119, 181	731394-3M	357	731429-3	136	731482-3	113	731542-3	38
731280-3	119, 181	731394-3S	357	731430-3	136	731483-3	113	731542-7	38
731281-3	119, 181	731394-3XL	357	731431-4	117, 279	731484-3	140	731548-3	138
731282-3	120, 122	731395-3	412	731433-3DW	393	731485-3	137	731549-3	58
731282-3	271, 273	731396-3	402	731433-3L	393	731486-3	67	731550-3	109

ST 740050-1

PART NO.	PAGE	PART NO.	PAGE	PART NO.	PAGE	PART NO.	PAGE	PART NO.	PAGE
731556-3	91			740050-1	131	740482-3	84	740701-G	115
731557-3	61			740050-3	131	740482-G	84	740709-3	61
731560-3	140			740109-1	142	740483-3	84	740709-G	61
731562-3	38			740109-3	142	740483-G	84	740719-3	71
731563-3	38			740110-1	142	740484-3	80	740720-3	71
731565-4	61			740110-3	142	740484-G	80	740734-3	126
731566-3	66			740144-1	373	740485-3	80	740735-3	126
731566-7	66			740144-2	373	740485-G	80	740736-3	126
731569-4	113			740189-1	131	740530-3	117	740753-3	59
731570-4	136			740189-3	131	740531-3	117	740771-3	47
731571-4	136			740252-1	147	740538-3	148	740812-3	389
731572-3	71			740252-3	147	740539-3	148, 150	740813-3	389
731573-2M	431			740253-1	128	740539-4	150	740814-3	389
731575-3	106			740253-2	128	740576-1	138	740815-3	389
731576-3	347			740253-3	128	740576-3	138	740816-3	389
731594-3S	423			740253-3S	128, 367	740577-1	138	740817-3	389
731594-3T	423			740254-1	128	740577-3	138	740818-3	389
731596-3	223			740254-3M	128, 367	740600-3	144	740819-3	389
731598-3	51			740255-1	128	740601-3	144	740829-3	388
731599-3T	429			740255-3L	128, 367	740630-3	61	740830-3	388
731600-3	223			740314-1	131	740631-3	125	740831-3	388
731602-3	223			740314-3	131	740632-3	125	740832-3	388
731603-3T	428			740332-1	143	740633-3	125	740833-3	388
731613-4	113			740332-3	143	740634-3	383	740834-3	388
731614-4	136			740333-3	143	740635-3	383	740835-3	388
				740334-3	416	740637-3	383	740836-3	388
				740340-1	147	740653-3	145	740871-3	398
				740340-3	147	740654-3	145	740926-3	51
				740367-3	91	740655-3	145	740927-3	51
				740368-3	91	740668-3	145	740928-3	45
				740370-1	143, 367	740672-3	94, 100	740928-G	45
				740370-2	143, 367	740672-7	94, 100	740929-3	45
				740385-1	131	740672-G	94, 100	740959-3	47
				740385-3	131	740673-3	94, 100	740999-3	285
				740386-1	131	740673-7	94, 100	741000-3	285
				740386-3	131	740673-G	94, 100	741009-3	59
				740399-1	143, 367	740674-3	94, 100	741015-3	47
				740399-2	143, 367	740674-7	94, 100	741080-3	370
				740439-1	131	740682-3	383	741084-3	407, 410
				740439-3	131	740686-3	109	741085-3	407, 410
				740463-3	402	740686-G	109	741086-3	407, 410
				740464-3	402	740687-3	109, 285	741101-3	94, 100
				740465-3	402	740688-3	109, 285	741101-7	94, 100
				740466-3	402	740690-3	398	741130-3	402
				740470-1	133	740691-3	398	741138-3	58
				740470-3	133	740692-3	398	741154-3	104
				740471-1	133	740693-3	398	741155-3	104
				740471-3	133	740700-3	115	741156-3	104
				740472-1	133	740700-G	115	741157-3	104
				740472-3	133	740701-3	115	741173-3	412

ST 741174-3

PART NO.	PAGE	PART NO.	PAGE	PART NO.	PAGE	PART NO.	PAGE	PART NO.	PAGE
741174-3	412	741356-G	217	741405-3	67	741459-4	136		
741175-3	412	741357-3SS	412	741406-3	66	741460-4	136		
741176-3	412	741360-3	38	741406-7	66	741461-3T	417		
741206-3	140, 181	741360-7	38	741407-3	119	741462-3	71		
741207-3	140, 181	741360-G	38	741408-3	119	741463-3	109		
741208-3	140, 181	741361-3	38	741409-3	113	741464-3	347		
741248-3	385	741361-7	38	741410-3	113	741469-2T	437		
741249-3	385	741361-G	38	741411-3	67	741476-3S	426		
741250-3	385	741362-3	66	741412-3	66	741476-3T	426		
741266-3	402	741362-7	66	741412-7	66	741477-3	148		
741270-3	70, 283	741363-3	66	741415-3	140				
741271-3	70, 283	741363-7	66	741416-3	140				
741272-3	70, 283	741364-3	66	741417-3	140				
741276-3	78	741364-7	66	741418-3	119				
741277-3	78	741365-3	61	741419-3	113				
741278-3	78	741365-G	61	741420-3	120				
741285-3	119, 181	741366-3	84	741421-3	36				
741286-3	119, 181	741366-G	84	741422-3	36				
741287-3	119, 181	741367-3	113	741423-3	94, 100				
741288-3	120	741368-3	113	741424-3	94, 100				
741289-3	120	741369-3	113	741425-G	347, 351				
741290-3	120	741370-3	136	741426-G	351				
741295-3	388	741370-4	136	741429-3	137				
741296-3	388	741371-3	136	741430-3	137				
741297-3	389	741372-3	136	741435-3DW	393				
741298-3	389	741373-3	119	741435-3L	393				
741304-3	412	741375-3	74, 281	741435-3M	393				
741331-3	67, 181	741375-7	74, 281	741435-3S	393				
741332-3	67, 181	741376-3	74, 281	741436-3DW	393				
741332-G	67	741376-7	74, 281	741436-3L	393				
741333-3	67, 181	741376-G	74, 281	741436-3M	393				
741337-3	40	741377-3	74, 281	741436-3S	393				
741338-3	40	741377-7	74, 281	741438-3	120				
741340-3	76, 202	741378-3	43, 281	741439-3	74, 281				
741341-3	76, 202	741378-7	43, 281	741439-7	74, 281				
741341-S	76, 202	741378-G	281	741440-3	66				
741342-3	76, 202	741379-3	43, 281	741440-7	66				
741342-S	76, 202	741379-7	43, 281	741441-3	66				
741343-3	374	741379-G	281	741441-7	66				
741345-3	36, 181	741388-3T	410	741443-3	66				
741345-G	36	741393-3	136	741443-7	66				
741346-3	36, 181	741393-4	136	741444-3	38				
741346-G	36	741394-3	148	741444-7	38				
741347-3	216	741395-3	151	741445-3	47				
741348-3	216	741396-3	114	741450-3	45				
741349-3	216	741398-3	119	741451-3	109				
741350-3	396	741400-3M	358	741452-3	94, 100				
741351-3	396	741403-3	114	741453-3	61				
741352-3	396	741404-3	113	741455-3	140				
741353-S	151	741404-4	113	741458-4	113				

ST 730300-3

PART NO.	PAGE
730300-3	433
750035-1	435
750035-3	435
750036-1	435
750036-3	435
750120-3	435
750130-1	435
750130-3	435
750161-3	433
750207-3	378
750208-3	378
750293-3	380
750294-3	380
750301-3	433
750318-1	435
750318-3	435
750330-3	378
750398-1	435
750398-3	435
750402-3	123

ST 760059-1

PART NO.	PAGE
760059-1	299
760059-3	299
760125-1	299
760125-3	299
760520-1	292
760521-1	292
760794-1	290
760795-1	290, 292
760877-3	289
761319-3	431
761320-3	431
761330-3	431
761333-3	287
761334-3	287
761335-3	287

ST 780212-1

PART NO.	PAGE	PART NO.	PAGE	PART NO.	PAGE
780212-1	296	780740-3	296		
780213-1	296	780741-3	296		
780215-1	297	780742-3	296		
780215-3	297	780759-1	289, 294		
780240-1	296	780781-3	296		
780240-3	296	780801-3	296		
780242-1	299, 436	780802-3	296		
780242-2	299, 436	780803-3	296		
780265-1	299	780858-3	299, 436		
780265-3	299	780915-1	294		
780274-1	296	780956-3	432		
780274-3	296	780996-1	289		
780275-1	296	781002-1	299		
780275-3	296	781004-3	296		
780276-1	296	781033-3	297		
780276-3	296	781034-3	297		
780277-1	297	781035-3	297		
780277-3	297	781097-3	297		
780281-1	297	781098-3	297		
780295-1	436	781223-3	436		
780295-3	436	781315-1	434		
780312-1	299	781316-1	434		
780312-3	299	781321-1	434		
780324-1	299	781322-1	434		
780325-1	299	781348-3M	431		
780328-1	299, 436				
780328-2	299, 436				
780356-3	298				
780357-1	298				
780357-3	298				
780377-3	298				
780378-3	298				
780387-3	432				
780400-3	432				
780416-3	298				
780417-3	298				
780418-3	298				
780419-3	298				
780420-3	298				
780429-3	298				
780430-3	298				
780433-3	298				
780454-3	298				
780455-3	298				
780456-3	298				
780487-3	432				
780555-3	298				
780604-3	298				
780666-3	296				
780667-3	296				

CONNECTOR

KOREA ELECTRIC TERMINAL CO., LTD

7114-3095-02

PART NO.	PAGE
7114-3095-02	152
7116-3095-02	152

830001

PART NO.	PAGE
830001	444
830002	444
830003	444
830009	444
830010	444
830015	444
830016	444
830017	444
830019	444
830022	444
830023	444
830024	444
830026	444

EM 450215

PART NO.	PAGE
450215	319
450360	319
450361	319
450362	319

GP 881191-2

PART NO.	PAGE
881191-2	432
881191-3	432
881200-2	432
881200-3	432
881205-2	432
881206-2	432

JB520441

PART NO.	PAGE
520441	309
520445	309
520704	309
520582	310
520586	310
520595	310
520624	309
520648	309

CONNECTOR

KOREA ELECTRIC TERMINAL CO., LTD

K100232

PART NO.	PAGE
K100232	218
K100232-20	218
K100232-30	218
K100232-50	218
K100233	218
K100233-20	218
K100233-30	218
K100233-50	218
K100234	218
K100234-20	218
K100234-30	218
K100234-50	218
K100235	218
K100235-20	218
K100235-30	218
K100235-50	218
K200294-20	217
K200294-30	217
K500024-02	219
K500024-2	219
K500024-3	219
K500024-5	219
K500025-03	219
K500025-2	219
K500025-3	219
K500025-5	219
K500026-04	219
K500026-2	219
K500026-3	219
K500026-5	219
K500027-06	219
K500027-2	219
K500027-3	219
K500027-5	219
K500165-12	442
K500168-12	442
K500169-19	440
K500171-16	443
K500172-16	443
K500184-16	443

KR00401-20

PART NO.	PAGE
KR00401-20	339
KR00401-30	339, 340
KR00402-20	344
KR00403-20	200
KR00404-20	194, 198, 202
KR00408-20	203, 339, 346
KR00408-20	347, 351
KR00409-20	340
KR00410-20	345
KR00601-00	340
KR00603-20	345
KR00604-20	345
KR00801-20	200, 203, 344
KR00802-00	203, 344
KR00804-20	345
KR01000-20	203
KR01001-20	203
KR11001-D*	341
KR11006-D*	343
KR11009-D*	341
KR15001-D*	341
KR15001-S*	341
KR15012-D*	342
KR15013-S*	342
KR15015-D*	342
KR15023-D*	343
KR15026-D*	342
KR15032-D*	342
KR16002-S*	343
KR16003-D*	343
KR18001-D*	346
KR20201-20	339
KR20201-30	339
KR20202-20	194, 198
KR20202-20	200, 202
KR20203-20	203, 339
KR20301-20	194, 198, 200
KR20301-20	202, 339
KR20301-20	344, 345
KR20301-30	203, 339
KR21104-0*	345
KR22101-0	338, 339
KR24101-0*	346
KR24103-0*	347
KR25101-0*	340
KR25103-0*	345
KR25200-20	340
KR25201-30	340
KR25700-20	340
KR25701-30	340

KR30000-20

PART NO.	PAGE
KR30000-20	345
KR30201-20	194, 198, 200
KR30201-20	202, 339
KR30201-30	339
KR30202-20	203, 339
KR30301-20	194, 198, 200
KR30301-20	202, 339, 344
KR30301-30	203, 339
KR31101-0	338, 339
KR32101-0	338, 339
KR34101-0*	347
KR41101-0*	344
KR41201-20	344
KR41203-20	345
KR45201-20	345
KR51101-0*	344
KR51201-20	344

18003-D*

PART NO.	PAGE
18003-D*	347
18006-D*	348
18009-D*	348

Head Office
Address : 38, Gaetbeol-ro, Yeonsu-gu, Incheon
R&D Center
Address : 38, Gaetbeol-ro, Yeonsu-gu, Incheon
Nonhyeon Factory
Address : 123, Eunbong-ro,Namdong-gu, Incheon
Main Products : Precision Mold
Namdong Factory
Address : 70, Namdong-daero 155 beon-gil, Namdong-gu, Incheon
Main Products : Forming Products, IT Module Parts
Pyeongtaek Factory
Address : 36, Pyeongtaekhang-ro 156 beon-gil Poseung-eup, Pyeongtaek-si, Gyeonggi-do
Main Products : Eco-friendly Products (PRA, ICB, HVSC)
Hanam Factory
Address : 196, Hanamsandan 9 beon-ro, Gwangsan-gu, Gwangju
Main Products : Mold Parts
Pyeongdong Factory
Address : 70, Pyeongdongsandan-ro, Gwangsan-gu, Gwangju
Main Products : Forming Parts
Logistics Center
Address : 36, Pyeongtaekhang-ro 156 beon-gil Poseung-eup, Pyeongtaek-si, Gyeonggi-do

KET VINA
Address : Lô CN5, Khu công nghiệp Điểm Thụy, Xã Điểm Thụy, Huyện Phú Bình, Tỉnh Thái Nguyên, Việt Nam
Type of Industry : Electronics, Automotive Parts manufacturing
Weihai KET Electronics Co., Ltd.
Address : 52 Xianggang Road, Weihai, Shandong, China
Type of Industry : Automotive Parts manufacturing
KET Poland Factory
Address : ul. Macieja Wilczka 4, 41-807 Zabrze
Type of Industry : Automotive Parts manufacturing
MEXKET Factory
Address : AV. Industrial #509, Parque Kronos, Apodaca, Monterrey C.P. 66603
Type of Industry : Automotive Parts manufacturing

KOREA ELECTRIC TERMINAL CO., LTD.
www.ket.com